

Fiscal impact reports (FIRs) are prepared by the Legislative Finance Committee (LFC) for standing finance committees of the Legislature. LFC does not assume responsibility for the accuracy of these reports if they are used for other purposes.

FISCAL IMPACT REPORT

SPONSOR Small/Stewart **LAST UPDATED** 1/31/23
ORIGINAL DATE 1/31/23
BILL
SHORT TITLE Public School Finance Changes **NUMBER** House Bill 194
ANALYST Liu

ESTIMATED ADDITIONAL OPERATING BUDGET IMPACT* (dollars in thousands)

	FY23	FY24	FY25	3 Year Total Cost	Recurring or Nonrecurring	Fund Affected
K-12 Plus Program	Choose an item.	\$79,591.4 - \$186,735.7	\$79,591.4 - \$186,735.7	\$159,182.8 - \$373,471.4	Recurring	General Fund
1,140 Instr. Hours		\$115,658.3	\$115,658.3	\$231,316.6	Recurring	General Fund
At-Risk Multiplier		\$31,926.2	\$31,926.2	\$63,852.4	Recurring	General Fund
Principal Resp. Factor		\$7,483.7	\$7,483.7	\$14,967.4	Recurring	General Fund
Subtotal		\$234,659.6 - \$341,803.9	\$234,659.6 - \$341,803.9	\$469,319.2 - \$683,607.8	Recurring	General Fund
K-5 Plus Schools		(\$119,895.9)	(\$119,895.9)	(\$239,791.0)	Recurring	General Fund
Ext. Learning Time Programs		(\$95,000.0)	(\$95,000.0)	(\$190,000.0)	Recurring	General Fund
3% Bonus for K-5 Plus and ELT		(\$64,027.5)	(\$64,027.5)	(\$128,055.0)	Recurring	General Fund
Subtotal		(\$278,923.4)	(\$278,923.4)	(\$557,846.8)	Recurring	General Fund
Total		(\$44,263.8) - \$62,880.5	(\$44,263.8) - \$62,880.5	(\$88,527.6) - \$125,761.0	Recurring	General Fund

Parentheses () indicate expenditure decreases.

*Amounts reflect most recent analysis of this legislation.

Relates to Senate Bills 108 and 137
 Conflicts with House Bills 130 and 199
 Is a companion to the General Appropriation Act

Sources of Information

LFC Files
 Legislative Education Study Committee (LESC) Files

No Response Received
 Public Education Department (PED)

SUMMARY

Synopsis of House Bill 194

House Bill 194 amends the Public School Code, establishing a two-tiered K-12 Plus program formula factor, requiring 80 hours of professional work time and out-of-school time programming for the higher-tier K-12 Plus factor, increasing the instructional hour requirement for elementary and secondary schools to 1,140 hours, raising the at-risk index multiplier from 0.3 to 0.33, raising principal responsibility factors by 10 percent of each school's family income index, and repealing statutes relating to Extended Learning Time (ELT) programs and K-5 Plus schools.

There is no effective date of this bill. It is assumed the effective date is 90 days following adjournment of the Legislature. This bill is endorsed by the LFC.

FISCAL IMPLICATIONS

The bill does not contain an appropriation but amends provisions of the Public School Code, changing how the state equalization guarantee (SEG) distribution formula is allocated and increasing certain operational costs for school districts and charter schools. The new cost of these changes is expected to range between \$234.7 million and \$341.8 million, depending on the number of days that districts and charters add to current school calendars. However, the impact of repealing K-5 Plus and ELT programs would offset some (if not all) of the new costs of the bill, resulting in a potential cost savings to the state of \$44.3 million or an additional budget impact of up to \$62.9 million. The FY24 LFC budget recommendation includes \$394.9 million, a net total of \$152 million, from new appropriations and reprioritized K-5 Plus and ELT program funds to address implementation.

K-12 Plus Programs. The bill creates a new two-tiered formula factor that provides additional program units to schools that have longer school calendars. The K-12 Plus formula factor would generate the following units:

- Tier 1: 0.016 program units per student for each instructional day provided between:
 - 181 – 190 instructional days (five-day school week) or
 - 152 – 160 instructional days (four-day school week)
- Tier 2: 0.024 program units per student for each instructional day provided between:
 - 191 – 205 instructional days (five-day school week) or
 - 161 – 172 instructional days (four-day school week)

To receive “Tier 2” K-12 Plus program units, schools must also provide 80 noninstructional hours of professional work time for instructional staff and out-of-school time program opportunities for academic learning, extracurricular, or enrichment programming for students that do not supplant federally funded programs. This requirement was a previous component of ELT programs.

For example, if a school district with a five-day school week serving 100 students provided a calendar of 195 instructional days (with 80 hours of professional work time and out-of-school programs), the district would generate 28 program units through the K-12 Plus formula as shown below:

$$U = M[(D_1)(0.016) + (D_2)(0.024)]$$

$$U = 100[(10)(0.016) + (5)(0.024)]$$

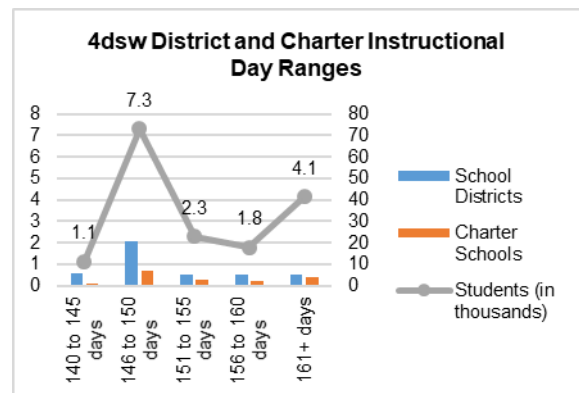
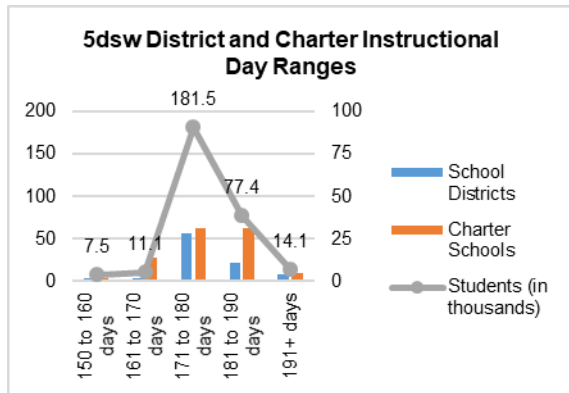
$$U = 28 \text{ units}$$

Where U is program units, M is student membership, D_1 is the number of tier 1 instructional days, and D_2 is the number of tier 2 instructional days.

Based on current school calendars and the final FY23 unit value of \$5,522.50, the K-12 Plus factor would generate 14 thousand new program units at a cost of \$77.3 million. The factor would allocate new units and funding for 92 school districts and charter schools—primarily schools currently providing K-5 Plus or ELT programs. The LFC FY24 budget recommendation includes \$79.6 million from the general fund for K-12 Plus programs.

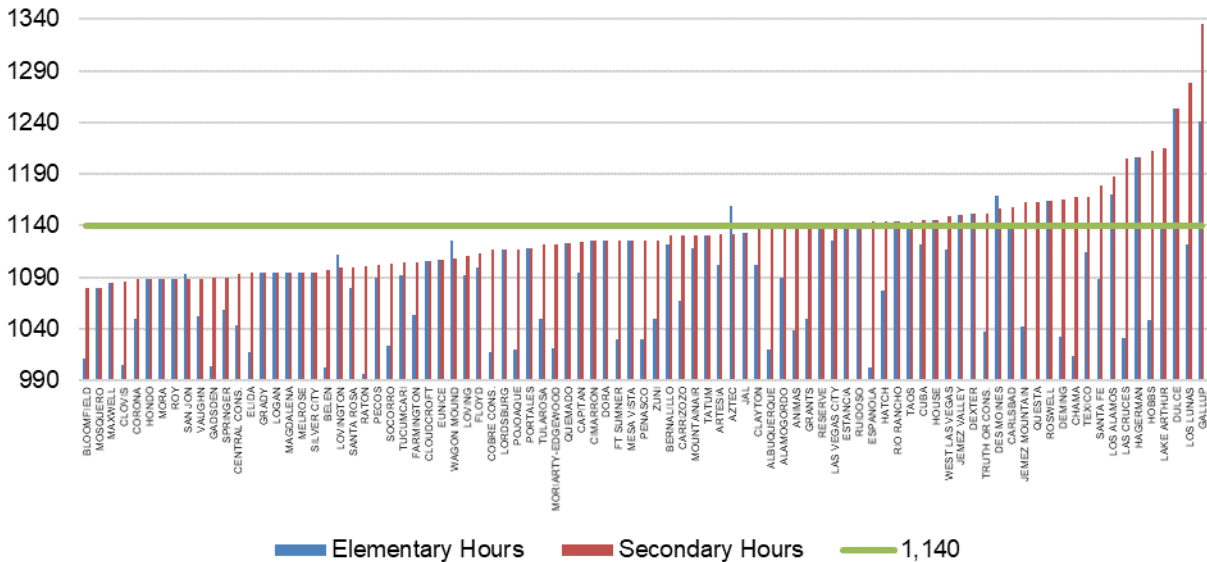
FY23 School Calendars	5-day School Week	4-day School Week
Districts and Charters	130	59
Statewide Avg. Instr. Days	175	150
Average w/K-5 Plus and ELT	179	153
Statewide Instr. Day Range	155-187	143-166
Range w/K-5 Plus and ELT	155-200	143-170
Bill Scenario: 0.016 units for each day between	181-190	152-160
Bill Scenario: 0.024 units for each day between	191-205	161-172

Because the factor is based on the number of instructional days provided, districts and charters can gain incremental funding for each day above the aforementioned thresholds. Other provisions of this bill would increase instructional hour requirements, so many districts and charters would likely extend calendars in FY24. Assuming all districts and charters add one week of instruction, the total estimated cost of K-12 Plus program units would be \$186.7 million, or a \$106 million increase. The LFC FY24 budget recommendation includes \$150 million from the public education reform fund to account for this potential additional growth.



1,140 Instructional Hours. The bill raises instructional hour requirements to 1,140 hours, up 150 hours for elementary schools (currently 990 hours) and 60 hours for secondary schools (currently 1,080 hours). Of the 189 districts and charters, 41 entities already meet the 1,140 hour requirement for elementary schools and 69 entities meet the requirement for secondary schools. These districts and charters would receive additional SEG distributions without any additional operating costs.

FY23 School District Instructional Hours



For the remaining districts and charters needing more instructional time to meet the 1,140 hour requirement, the estimated fiscal impact of increasing each district and charter’s individual SEG distribution would be approximately \$115.7 million. The FY24 LFC budget recommendation includes \$161.3 million to account for this fiscal impact, higher than the estimated cost to address variation among schools calendars and instructional time. Overfunding the SEG base appropriation would drive up the unit value, increasing costs for each K-12 Plus program unit.

FY23 School Calendars	Elementary Hours	Secondary Hours
Statutory Requirement	990	1,080
Statewide Average	1,076	1,155
Average w/K-5 Plus and ELT	1,098	1,172
Statewide Range	990-1,365	1,080-1,411
Range w/K-5 Plus and ELT	990-1,425	1,080-1,488
Bill Scenario	1,140	1,140

Notably, approximately \$26.4 million of the funding allocated by the K-12 Plus formula factor under the LFC proposal can be attributable to meeting the new 1,140 hour requirement at districts and charters with longer school calendars but shorter school days (i.e., schools with more than 180 days but less than 1,140 instructional hours). Funding for both the K-12 Plus formula factor and 1,140 instructional hour requirement would help current K-5 Plus and ELT schools generate additional funding to maintain extended calendars and meet new hourly requirements.

At-Risk Index Multiplier. The bill increases the at-risk multiplier from 0.3 to 0.33, which would generate 5,857 new program units. At the current unit value of \$5,522.50, the estimated cost of raising the multiplier to 0.33 would be \$32 million. The FY24 LFC budget recommendation includes \$32 million for this increase.

Principal Responsibility Factor. The bill increases the principal responsibility factors by 10 percent of the family income index (FII) for each individual school. For example, a high school

with an FII of 0.5 would see the current principal responsibility factor increase from 1.6 to 1.65; an elementary school with an FII of 0.8 would see the responsibility factor increase from 1.2 to 1.28. Raising the principal responsibility factor effectively increases the minimum salary level of principals. Costs of this provision, including a benefits rate of 27.8 percent, are estimated to be \$7.5 million from the current base for principal minimum pay. The FY24 LFC budget recommendation includes \$7.9 million for this increase. The current principal responsibility factors are multiplied by a level 3 teacher salary of \$70 thousand to determine the principal minimum salary and are as such:

Responsibility Factor	Elementary School	Middle School	High School
Principal Factor:	1.20	1.40	1.60
Current Minimum Salary:	\$84,000	\$98,000	\$112,000
Assistant Principal Factor:	1.10	1.15	1.25
Current Minimum Salary:	\$77,000	\$80,500	\$87,500

Repeal K-5 Plus Schools and ELT Programs. The bill repeals K-5 Plus schools and ELT programs from statute, effectively removing 15 thousand program units from the current funding formula. Language in the General Appropriation Act of 2022 earmarked \$279 million of SEG dollars for K-5 Plus, ELT, and a 3 percent bonus salary for personnel at participating schools. The FY24 LFC budget recommendation reprioritizes the \$279 million earmark to cover costs of the K-12 Plus program and 1,140 instructional hour requirement.

Repealing K-5 Plus and ELT would reduce program units and effectively increase the unit value but would require another formula factor to ensure participating schools have adequate allocations to maintain existing schedules. The K-12 Plus factor contemplated in this bill is important not only to incentivize districts to implement an evidence-based strategy but also to preserve funding for districts already doing some form of extended learning. Absent a factor like K-12 Plus, a repeal of existing K-5 Plus and ELT programs would take funding away from current K-5 Plus or ELT districts (e.g., Las Cruces, Rio Rancho, Grants, etc.) and give it to nonparticipants (e.g., Santa Fe, Los Alamos, Farmington, etc.).

Simply increasing SEG funding without a factor to address the repeal of K-5 Plus and ELT would overfund most (and underfund some) districts for compliance with the 1,140 hour requirement at the expense of current K-5 Plus and ELT schools.

SIGNIFICANT ISSUES

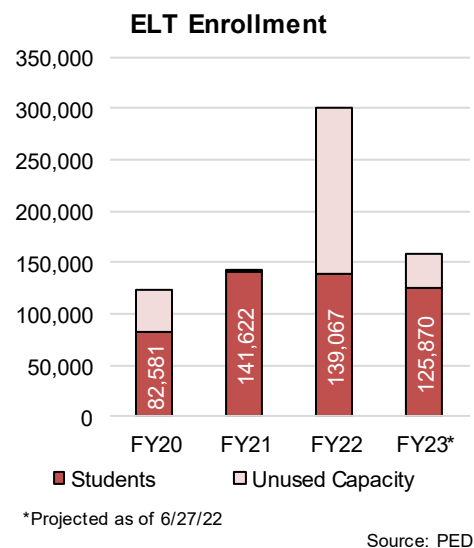
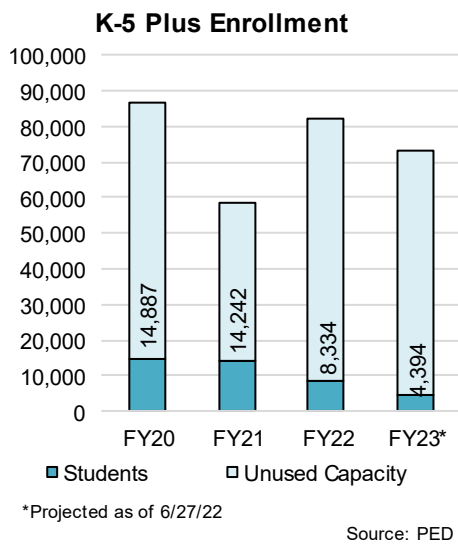
In 2008, the Legislature commissioned the American Institutes for Research (AIR) to study and determine the cost of a sufficient education for all public schools in New Mexico. Findings suggested at the time state support for public schools should increase by \$335.8 million to extend the school year, add afterschool hours, provide summer programs, reduce class sizes, and hire appropriate school personnel. The most expensive component of AIR’s cost proposal was extending the school year to include 185 instructional days for students and four planning days for teachers (about 1,512 hours).

In 2009, the Legislature appropriated \$14 million to the state equalization guarantee (SEG) distribution for schools to add one additional instructional day. However, a 2018 LFC evaluation found school calendars shrunk by about three days between FY09 and FY18. Despite funding to expand the school year, schools shortened calendars by moving from five-day school week to

four-day school week schedules or by decreasing total days while adding minutes to each day.

In 2018, the 1st Judicial District Court ruled in the *Martinez-Yazzie* lawsuit that New Mexico’s education system was not constitutionally sufficient nor uniform for all students. The court found evidence-based interventions that added instructional time—like prekindergarten, K-3 Plus extended school year, summer school, afterschool, and extended learning time programs—could help students close achievement gaps. However, the state had not provided sufficient funding to cover programming for all students needing intervention, and administrative hurdles and timing of funds limited some participation in the interventions.

In response to the court’s findings, the Legislature significantly increased at-risk funding, educator pay, and early childhood programming in FY20. Additionally, the state expanded its existing instructional time intervention, K-3 Plus (now K-5 Plus), which allowed elementary schools to add 25 days, and created a new Extended Learning Time (ELT) program, which allowed any school to add 10 days, afterschool programming, and 80 hours of professional development. Despite these investments, participation in K-5 Plus and ELT continues to fall



short of appropriation levels.

Since FY21, participation in K-5 Plus and ELT programs has decreased, and schools have forgone nearly \$400 million of available state funding for these interventions. School closures during the Covid-19 pandemic reduced instructional time for all students and further exacerbated existing achievement gaps for at-risk student groups. Despite this lost instructional time, attempts to require statewide participation failed, and schools continued to opt out of both programs.

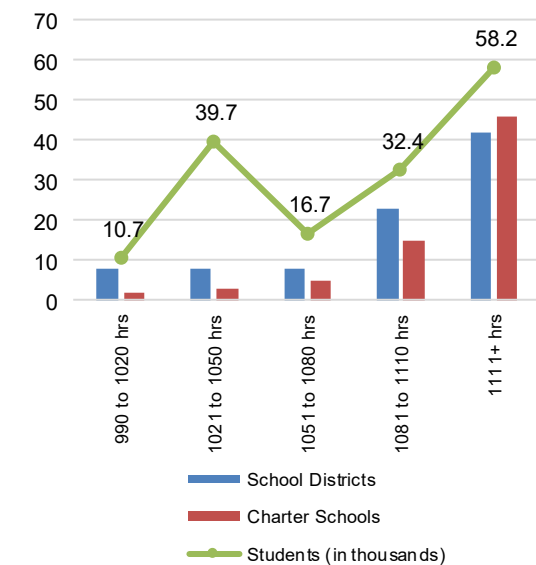
The General Appropriation Act of 2022 provided \$279 million in recurring SEG appropriations for K-5 Plus and ELT, including additional salary incentives for participating schools. Unused funding will revert at the end of the fiscal year to the public education reform fund, and projected FY23 general fund reversions are currently over \$176 million based on anticipated enrollments for both programs.

School officials and community stakeholder groups continue to advocate for increased flexibility in program designs and local decision-making on providing additional time. Concerns about

educator burnout during the pandemic, disruptions to summer plans, worries about “more of the same,” and pushback against state directives have slowed implementation for K-5 Plus and ELT. While most stakeholder groups agree more instructional opportunities can benefit students, many note the quality of instruction and how time is used is also important.

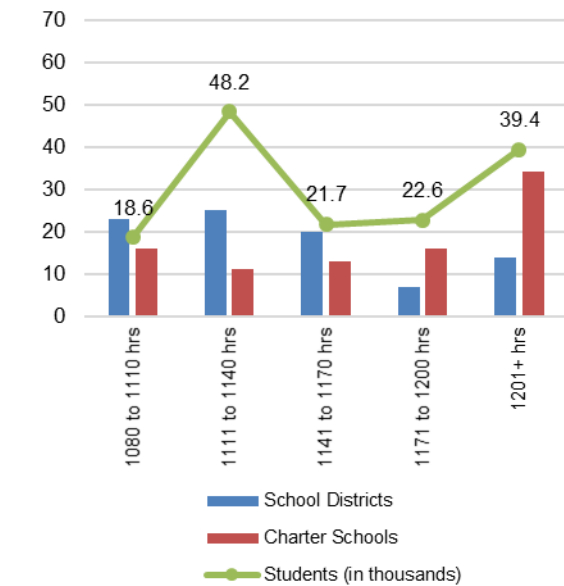
Implementation continues to be the primary issue for extended learning time in New Mexico. Current statute still contains loopholes, given the existing mixture of hourly requirements for instruction, days for K-5 Plus and ELT programs, and choice in weekly schedules. For example, Central Consolidated Schools switched from a five-day school week to a four-day school week and added K-5 Plus days to keep the same schedule with more funding. Elementary schools adding hours through additional days can still reduce instructional hours (given only a 990 hour minimum) to offer early release days every week.

Districts and Charters Exceeding Elementary (990) Hours



Hours include K-5 Plus and ELT time
Source: FY23 School Calendars

Districts and Charters Exceeding Secondary (1,080) Hours



Hours include K-5 Plus and ELT time
Source: FY23 School Calendars

Districts often cite the need for flexibility in the form of adding instructional hours to each school day (rather than adding days), sometimes with very small increments. For example, 10 days, or 60 hours, could be allocated in 20 minute daily increments within a 180-day calendar. Converting 25 days would yield about 50 minutes each day. However, extending the day may result in some exceptionally long school days. Districts have not only extended the school day to make up the time for shortening the year but have added even more time per day to boost instructional time by 11 percent in elementary school and 5 percent in secondary school. Stubbornly low student test scores for the last decade indicate this approach has not been constitutionally sufficient, and longer school days may have diminishing returns, particularly for very young students, because a child’s ability to retain information for long sustained periods of time wanes during a day.

Current school-directed program hourly minimum requirements for elementary are 990 hours and 1,080 hours for secondary schools. For FY23, districts plan to provide an average of 1,098

hours for elementary instruction and 1,172 hours for secondary instruction (including K-5 Plus and ELT time). Both averages exceed the statutory minimums for elementary and secondary instructional hours. Although the vast majority of New Mexico school districts exceeded minimum instructional hours, few districts provided a traditional 180-day school calendar. For FY23, only 21 out of 89 districts and 48 out of 100 charters are providing 180 days or more of instruction.

PERFORMANCE IMPLICATIONS

Preliminary LFC analysis of interim iStation assessment data suggests K-5 Plus had a positive impact on student learning outcomes during the pandemic. Adjusted mean iStation growth between FY22 beginning-of-year (BOY) and middle-of-year (MOY) assessments showed students in schools with K-5 Plus experienced greater growth, compared with students who did not attend these schools. This result was statistically significant, even after controlling for student demographics. In contrast, students in ELT programs did not show greater growth between FY22 BOY and MOY assessments when compared with students who did not participate. Both of these analyses should be interpreted with caution: End-of-year (EOY) data was not included in the analysis and other factors during the pandemic may have affected results.

Even before the pandemic, LFC studies found large learning gaps existed among New Mexico's most at-risk students. K-3 Plus was scientifically shown to improve student performance relative to peers when programs were executed correctly. Numerous LFC evaluations and early childhood reports showed students who participated in K-3 Plus and prekindergarten were more likely to perform on grade level, and the benefits of K-3 Plus were even more pronounced for low-income students and Native American students. These findings were similar to the 2015 Utah State University independent scientific evaluation of the K-3 Plus program. The evaluation assessed students over four years and found students enrolled in K-3 Plus the summer prior to kindergarten were more ready for school and outperformed their peers.

A 2022 LESC analysis of New Mexico statewide assessments found the more time students spent in school, the more likely they were to score higher on standardized tests. Even when controlling for the impact of economic poverty, districts and charter schools with more instructional hours were more likely to see higher academic outcomes. The analysis further noted academic benefits of more instructional hours were more pronounced for middle school students, and the report recommended the Legislature consider increasing the minimum statutory instructional hours and providing ample time for professional work time to improve instructional quality.

ADMINISTRATIVE IMPLICATIONS

PED notes the development of budgets and school calendars are currently compiled by separate bureaus and collected on differing timelines. The department would need to repurpose existing staff from K-5 Plus and ELT programs and coordinate collection of calendar data along with budget submissions to accurately authorize program units for schools before the beginning of the year. School districts and charter schools that do not currently provide 1,140 hours of instruction would need to redesign class schedules and school calendars to comply with provisions of this bill.

CONFLICT, COMPANIONSHIP, RELATIONSHIP

This bill is a companion to the General Appropriation Act.

This bill conflicts with House Bill 130, which establishes a single K-12 Plus formula factor providing additional units after the equivalent of 180 instructional days. The bill also conflicts with House Bill 199, which raises the at-risk index multiplier to 0.35 and raises each principal responsibility factor by 0.05.

The bill relates to Senate Bill 108, which creates a career technical education factor in the funding formula; and Senate Bill 137, which requires 30-minutes for recess in some grade levels.

OTHER SUBSTANTIVE ISSUES

In response to Covid-19, Congress appropriated three rounds of emergency relief aid to schools, colleges, and other educational entities. New Mexico schools will receive \$1.5 billion from this aid, including \$979 million from the third and largest round—the American Rescue Plan Act (ARPA). Schools must reserve 20 percent of ARPA funds for evidence-based extended day, comprehensive afterschool, summer enrichment, or extended school year interventions to address learning loss for at-risk students.

Voters recently passed a constitutional amendment to increase annual distributions from the land grant permanent fund by 1.25 percent, about \$211.5 million, for the following purposes:

- 40 percent, or \$84.6 million, to enhance instruction for at-risk students, extend the school year, and increase teacher compensation; and
- 60 percent, or \$126.9 million, for the provision of early childhood education.

SL/rl/hg

District and Charter Days and Hours

District/Charter	Week Type	ELEM Instr. Days	SEC Instr. Days	Avg. ELEM Hours	Avg. SEC Hours	Non-Instr. Days	Est. Non-Instr. Hours	ELEM mins/day Needed for 1,140 hrs	SEC mins/day Needed for 1,140 hrs
ALAMOGORDO	5-Day	179	179	1,090	1,137	5	31	16.9	1.0
ALBUQUERQUE	5-Day	178	178	1,019	1,137	6	36	40.6	1.1
ACE LEADERSHIP HIGH SCHOOL	5-Day	190	190	-	1,080	25	142		18.9
ABQ CHARTER ACADEMY	4-Day	150	150	-	1,200	20	160		-
THE ALB TALENT DEVELOPMENT CHARTER	4-Day	164	164	-	1,091	16	103		17.9
ALICE KING COMMUNITY SCHOOL	4-Day	160	166	1,043	1,107	21	138	36.2	11.9
CHRISTINE DUNCAN HERITAGE ACADEMY	4-Day	175	175	1,150	1,163	10	66	-	-
CIEN AGUAS INTERNATIONAL	5-Day	180	180	1,098	1,098	15	92	14.0	14.0
CORAL COMMUNITY CHARTER	5-Day	192	167	1,086	-	7	40	16.9	
CORRALES INTERNATIONAL	5-Day	187	187	1,023	1,082	15	83	37.5	18.6
COTTONWOOD CLASSICAL PREP	5-Day	191	191	1,173	1,173	9	52	-	-
DIGITAL ARTS AND TECHNOLOGY ACADEMY	5-Day	176	176	-	1,115	11	70		8.5
EAST MOUNTAIN HIGH SCHOOL	5-Day	190	190	-	1,122	3	18		5.7
EL CAMINO REAL ACADEMY	5-Day	191	191	1,195	1,267	3	19	-	-
GILBERT L SENA CHARTER HS	5-Day	190	190	-	1,080	6	34		18.9
GORDON BERNELL CHARTER	4-Day	170	170	-	1,120	12	79		7.1
HEALTH LEADERSHIP HIGH SCHOOL	5-Day	177	177	-	1,086	24	147		18.3
INTERNATIONAL SCHOOL AT MESA DEL SOL	5-Day	183	183	981	1,153	10	58	52.2	-
LA ACADEMIA DE ESPERANZA	5-Day	180	180	-	1,120	6	37		6.6
LOS PUENTES CHARTER	5-Day	180	180	-	1,080	4	24		20.0
MARK ARMIJO ACADEMY	5-Day	178	178	-	1,157	7	46		-
MONTESSORI OF THE RIO GRANDE	5-Day	182	182	1,032	-	5	28	35.6	
MOUNTAIN MAHOGANY COMMUNITY SCHOOL	5-Day	187	187	1,057	1,195	10	60	26.7	-
NATIVE AMERICAN COMMUNITY ACADEMY	5-Day	190	190	1,260	1,260	5	33	-	-
NEW AMERICA SCHOOL	4-Day	158	158	-	1,125	10	71		5.7
NEW MEXICO INTERNATIONAL SCHOOL	5-Day	166	169	1,039	1,084	17	105	36.6	19.9
PUBLIC ACADEMY FOR PERFORMING ARTS	5-Day	168	168	1,232	1,232	11	81	-	-
ROBERT F. KENNEDY CHARTER	5-Day	190	190	1,170	1,170	10	62	-	-
SIEMBRA LEADERSHIP HIGH SCHOOL	5-Day	179	179	-	1,099	12	74		13.7
SOUTH VALLEY ACADEMY	5-Day	174	174	1,102	1,102	12	76	13.1	13.1
TECHNOLOGY LEADERSHIP HIGH SCHOOL	5-Day	177	177	-	1,086	25	153		18.3
VOZ COLLEGIATE PREPARATORY CHARTER SCHOOL	5-Day	189	189	1,345	-	15	107	-	
WILLIAM W & JOSEPHINE DORN CHARTER	5-Day	169	169	1,099	-	15	98	14.6	
ANIMAS	4-Day	150	150	1,038	1,138	5	36	40.8	0.8
ARTESIA	5-Day	178	178	1,101	1,131	4	25	13.0	2.9
AZTEC	5-Day	180	180	1,159	1,132	5	32	-	2.6
MOSAIC ACADEMY CHARTER	5-Day	180	180	1,170	1,170	5	33	-	-
BELEN	5-Day	171	171	1,003	1,097	21	126	48.2	15.1
BERNALILLO	5-Day	187	187	1,122	1,130	5	30	5.7	3.2

District and Charter Days and Hours

District/Charter	Week Type	ELEM Instr. Days	SEC Instr. Days	Avg. ELEM Hours	Avg. SEC Hours	Non-Instr. Days	Est. Non-Instr. Hours	ELEM mins/day Needed for 1,140 hrs	SEC mins/day Needed for 1,140 hrs
BLOOMFIELD	5-Day	176	176	1,011	1,080	9	53	43.9	20.5
CAPITAN	4-Day	145	145	1,094	1,124	9	69	19.0	6.6
CARLSBAD	5-Day	178	178	1,139	1,158	8	49	0.4	-
JEFFERSON MONTESSORI ACADEMY	5-Day	189	189	1,261	1,313	5	34	-	-
CARRIZOZO	4-Day	144	149	1,067	1,130	8	60	30.4	4.0
CENTRAL CONS.	5-Day	190	190	1,044	1,093	5	28	30.4	14.8
DREAM DINE	5-Day	204	204	1,162	-	9	54	-	-
CHAMA	4-Day	170	160	1,014	1,168	10	66	44.5	-
CIMARRON	4-Day	150	150	1,125	1,125	10	75	6.0	6.0
MORENO VALLEY HIGH	4-Day	150	150	-	1,125	16	120	-	6.0
CLAYTON	5-Day	170	170	1,102	1,136	10	66	13.3	1.3
CLOUDCROFT	4-Day	149	149	1,105	1,105	5	37	14.1	14.1
CLOVIS	5-Day	170	170	1,005	1,085	13	80	47.6	19.3
COBRE CONS.	4-Day	164	164	1,017	1,117	11	72	45.0	8.4
CORONA	4-Day	150	150	1,050	1,088	6	43	36.0	20.8
CUBA	5-Day	198	183	1,122	1,145	10	60	5.5	-
DEMING	5-Day	185	185	1,033	1,165	7	42	34.8	-
DEMING CESAR CHAVEZ	4-Day	154	154	-	1,092	8	57	-	18.7
DES MOINES	5-Day	175	175	1,169	1,157	6	40	-	-
DEXTER	5-Day	177	177	1,151	1,151	5	33	-	-
DORA	4-Day	150	150	1,125	1,125	8	60	6.0	6.0
DULCE	5-Day	183	183	1,254	1,254	10	69	-	-
ELIDA	4-Day	151	151	1,017	1,095	6	42	48.7	17.9
ESPANOLA	5-Day	179	179	1,002	1,144	5	30	46.3	-
ESTANCIA	5-Day	178	178	1,142	1,142	5	32	-	-
EUNICE	5-Day	176	176	1,107	1,107	8	50	11.3	11.3
FARMINGTON	5-Day	175	175	1,053	1,105	10	62	29.8	12.1
FLOYD	4-Day	150	150	1,100	1,113	8	59	16.0	10.8
FT SUMNER	4-Day	150	150	1,030	1,125	14	101	44.2	6.0
GADSDEN	5-Day	180	180	1,004	1,089	10	58	45.3	17.0
GALLUP	5-Day	181	181	1,242	1,336	2	14	-	-
GRADY	4-Day	146	146	1,095	1,095	8	60	18.5	18.5
GRANTS	5-Day	200	185	1,050	1,138	9	51	27.0	0.6
HAGERMAN	5-Day	180	180	1,206	1,206	4	27	-	-
HATCH	5-Day	186	186	1,077	1,144	7	42	20.2	-
HOBBS	5-Day	177	177	1,048	1,213	14	86	31.1	-
HONDO	4-Day	145	145	1,088	1,088	4	30	21.5	21.5
HOUSE	4-Day	146	146	1,146	1,146	4	31	-	-
JAL	4-Day	150	150	1,133	1,133	10	76	2.8	2.8

District and Charter Days and Hours

District/Charter	Week Type	ELEM Instr. Days	SEC Instr. Days	Avg. ELEM Hours	Avg. SEC Hours	Non-Instr. Days	Est. Non-Instr. Hours	ELEM mins/day Needed for 1,140 hrs	SEC mins/day Needed for 1,140 hrs
JEMEZ MOUNTAIN	4-Day	170	161	1,042	1,163	19	127	34.4	-
JEMEZ VALLEY	4-Day	160	160	1,150	1,150	10	72	-	-
SAN DIEGO RIVERSIDE CHARTER	5-Day	181	181	1,089	1,089	19	112	17.0	17.0
LAKE ARTHUR	5-Day	190	190	1,139	1,215	2	12	0.4	-
LAS CRUCES	5-Day	184	184	1,032	1,205	6	36	35.4	-
LAS VEGAS CITY	5-Day	180	180	1,125	1,140	3	19	5.0	-
LOGAN	4-Day	146	146	1,095	1,095	5	38	18.5	18.5
LORDSBURG	4-Day	150	150	1,117	1,117	12	89	9.2	9.2
LOS ALAMOS	5-Day	180	180	1,170	1,188	8	52	-	-
LOS LUNAS	5-Day	194	194	1,122	1,278	4	25	5.6	-
LOVING	4-Day	150	150	1,092	1,110	11	81	19.1	12.0
LOVINGTON	5-Day	189	189	1,112	1,099	4	23	8.9	12.9
MAGDALENA	4-Day	146	146	1,095	1,095	4	30	18.5	18.5
MAXWELL	4-Day	143	143	1,084	1,084	7	53	23.5	23.5
MELROSE	4-Day	151	151	1,095	1,095	9	65	17.9	17.9
MESA VISTA	4-Day	150	150	1,125	1,125	10	75	6.0	6.0
MORA	4-Day	170	158	1,088	1,088	10	66	18.4	19.7
MORIARTY-EDGEWOOD	5-Day	184	184	1,021	1,122	6	35	38.8	5.9
MOSQUERO	4-Day	144	144	1,080	1,080	6	45	25.0	25.0
MOUNTAINAIR	4-Day	152	152	1,119	1,130	6	44	8.5	3.9
PECOS	5-Day	180	180	1,090	1,102	11	64	16.8	12.7
PENASCO	4-Day	160	160	1,030	1,125	9	61	41.4	5.6
POJOAQUE	5-Day	175	172	1,020	1,117	8	49	41.3	8.0
PORTALES	5-Day	178	178	1,118	1,118	5	31	7.4	7.4
QUEMADO	4-Day	150	150	1,123	1,123	12	90	6.8	6.8
QUESTA	4-Day	150	150	990	1,163	8	57	60.0	-
RATON	5-Day	181	181	996	1,101	7	41	47.7	12.9
RESERVE	4-Day	151	151	1,138	1,138	3	23	0.8	0.8
RIO RANCHO	5-Day	186	186	1,144	1,144	4	25	-	-
ROSWELL	5-Day	189	189	1,164	1,164	6	37	-	-
SIDNEY GUTIERREZ MIDDLE	5-Day	188	188	1,148	1,148	2	12	-	-
ROY	4-Day	145	145	1,088	1,088	4	30	21.5	21.5
RUIDOSO	5-Day	188	188	1,142	1,142	4	24	-	-
SAN JON	4-Day	147	147	1,093	1,088	4	30	19.2	21.2
SANTA FE	5-Day	174	174	1,088	1,179	6	39	17.9	-
ACADEMY FOR TECHNOLOGY & CLASSICS	5-Day	180	180	-	1,105	10	61		11.7
SANTA ROSA	4-Day	158	158	1,079	1,100	10	69	23.0	15.2
SILVER CITY	5-Day	177	177	1,095	1,095	6	37	15.3	15.3
SOCORRO	4-Day	175	165	1,024	1,103	4	25	39.8	13.5

District and Charter Days and Hours

District/Charter	Week Type	ELEM Instr. Days	SEC Instr. Days	Avg. ELEM Hours	Avg. SEC Hours	Non-Instr. Days	Est. Non-Instr. Hours	ELEM mins/day Needed for 1,140 hrs	SEC mins/day Needed for 1,140 hrs
COTTONWOOD VALLEY CHARTER	5-Day	181	181	1,112	1,112	8	49	9.3	9.3
SPRINGER	4-Day	145	145	1,059	1,090	10	74	33.5	20.7
TAOS	5-Day	176	176	1,140	1,144	6	39	0.2	-
ANANSI CHARTER SCHOOL	5-Day	182	182	1,058	1,094	13	77	27.0	15.2
TAOS MUNICIPAL CHARTER	5-Day	182	182	1,055	1,118	9	54	28.0	7.3
TATUM	4-Day	160	160	1,131	1,131	5	35	3.4	3.4
TEXICO	4-Day	152	152	1,114	1,168	4	30	10.2	-
TRUTH OR CONS.	5-Day	172	172	1,037	1,152	6	38	35.9	-
TUCUMCARI	4-Day	150	150	1,092	1,105	5	37	19.2	14.2
TULAROSA	5-Day	175	175	1,050	1,122	8	50	30.9	6.3
VAUGHN	4-Day	160	160	1,052	1,088	10	67	32.9	19.5
WAGON MOUND	4-Day	150	150	1,125	1,108	6	45	6.0	12.8
WEST LAS VEGAS	5-Day	180	180	1,116	1,149	5	31	7.9	-
RIO GALLINAS SCHOOL	5-Day	175	175	1,173	1,173	10	67	-	-
ZUNI	5-Day	190	190	1,050	1,125	5	29	28.5	4.7
21st CENTURY PUBLIC ACADEMY	5-Day	167	167	1,119	1,119	9	60	7.5	7.5
ACES TECHNICAL CHARTER SCHOOL	5-Day	190	190	1,143	1,143	12	72	-	-
ALBUQUERQUE INSTITUTE OF MATH & SCIENCE	5-Day	182	182	1,365	1,365	9	68	-	-
ALBUQUERQUE BILINGUAL ACADEMY	5-Day	190	190	1,215	1,215	8	51	-	-
ALBUQUERQUE COLLEGIATE CHARTER SCHOOL	5-Day	180	180	1,184	-	17	112	-	-
ABQ SCHOOL OF EXCELLENCE	5-Day	182	182	1,103	1,191	5	32	12.1	-
ABQ SIGN LANGUAGE ACADEMY	5-Day	201	201	1,138	1,138	11	62	0.6	0.6
ALDO LEOPOLD CHARTER	5-Day	182	182	1,147	1,130	10	63	-	3.4
ALMA D'ARTE CHARTER	5-Day	194	194	-	1,168	2	12	-	-
ALTURA PREPARATORY SCHOOL	5-Day	174	174	1,072	-	12	74	23.4	-
AMY BIEHL CHARTER HIGH SCHOOL	5-Day	183	183	-	1,096	20	120	-	14.4
CESAR CHAVEZ COMMUNITY SCHOOL	5-Day	190	190	-	1,080	11	63	-	18.9
DEAP	5-Day	170	170	1,200	1,200	36	254	-	-
ESTANCIA VALLEY CLASSICAL ACADEMY	5-Day	175	175	1,138	1,181	8	53	0.7	-
EXPLORE ACADEMY	5-Day	182	185	1,066	1,138	6	36	24.4	0.6
EXPLORE ACADEMY - LAS CRUCES	5-Day	181	181	1,112	1,112	9	55	9.3	9.3
HORIZON ACADEMY WEST	4-Day	150	150	1,000	-	5	33	56.0	-
HOZHO ACADEMY	5-Day	190	190	1,155	1,155	10	61	-	-
J PAUL TAYLOR ACADEMY	5-Day	180	180	1,215	1,215	6	41	-	-
LA ACADEMIA DOLORES HUERTA	5-Day	181.5	181.5	1,115	1,115	13	77	8.3	8.3
LA TIERRA MONTESSORI SCHOOL	5-Day	185	185	1,123	1,123	10	61	5.5	5.5
LAS MONTANAS CHARTER	4-Day	158	158	-	1,163	13	96	-	-
MCCURDY CHARTER SCHOOL	5-Day	173	173	1,081	1,211	10	66	20.5	-
MIDDLE COLLEGE HIGH SCHOOL	5-Day	171	171	-	1,179	22	152	-	-

District and Charter Days and Hours

District/Charter	Week Type	ELEM Instr. Days	SEC Instr. Days	Avg. ELEM Hours	Avg. SEC Hours	Non-Instr. Days	Est. Non-Instr. Hours	ELEM mins/day Needed for 1,140 hrs	SEC mins/day Needed for 1,140 hrs
MISSION ACHIEVEMENT AND SUCCESS	5-Day	182	182	1,365	1,365	15	113	-	-
MONTE DEL SOL CHARTER	5-Day	173	173	-	1,099	9	57		14.2
MONTESSORI ELEMENTARY SCHOOL	5-Day	190	190	1,001	1,080	4	22	43.7	18.9
NEW AMERICA SCHOOL - LAS CRUCES	4-Day	158	158	-	1,125	15	107		5.7
NEW MEXICO ACADEMY FOR THE MEDIA ARTS	5-Day	173	173	1,093	1,093	12	76	16.3	16.3
NEW MEXICO CONNECTIONS ACADEMY	5-Day	180	180	1,080	1,080	15	90	20.0	20.0
NM SCHOOL FOR THE ARTS	5-Day	183	183	-	1,238	7	47		-
NORTH VALLEY ACADEMY	5-Day	187	187	1,073	1,112	4	23	21.6	9.0
PECOS CYBER ACADEMY	5-Day	180	180	1,260	1,260	15	105	-	-
RAICES DEL SABER XINACHTLI COMMUNITY	5-Day	185	185	1,306	-	8	56	-	-
RED RIVER VALLEY CHARTER SCHOOL	4-Day	160	160	1,046	1,117	8	54	35.3	8.6
RIO GRANDE ACADEMY OF FINE ARTS	5-Day	205	205	1,050	-	12	61	26.3	
ROOTS & WINGS COMMUNITY	4-Day	167	167	1,124	1,173	20	138	5.6	-
SANDOVAL ACADEMY OF BILINGUAL EDUCATION	5-Day	188	188	1,202	1,202	9	58	-	-
SCHOOL OF DREAMS ACADEMY	5-Day	186	186	1,155	1,232	6	39	-	-
SIX DIRECTIONS INDIGENOUS SCHOOL	5-Day	155	155	1,085	1,085	35	245	21.3	21.3
SOLARE COLLEGIATE CHARTER SCHOOL	5-Day	188	188	1,350	1,350	18	129	-	-
SOUTH VALLEY PREP	5-Day	185	185	1,170	1,170	1	6	-	-
SW AERONAUTICS MATHEMATICS AND SCIENCE	5-Day	156	156	1,107	1,104	29	206	12.7	13.8
SOUTHWEST PREPARATORY LEARNING CENTER	5-Day	170	170	1,020	1,105	14	88	42.4	12.4
SOUTHWEST SECONDARY LEARNING CENTER	5-Day	174	174	-	1,148	11	73		-
TAOS ACADEMY	4-Day	161	161	1,107	1,107	15	103	12.3	12.3
TAOS INTEGRATED SCHOOL OF ARTS	4-Day	166	166	1,030	1,095	38	243	39.8	16.3
TAOS INTERNATIONAL SCHOOL	5-Day	181	181	1,118	1,118	8	49	7.3	7.3
THE ASK ACADEMY	4-Day	153	153	1,122	1,122	24	172	7.1	7.1
THE GREAT ACADEMY	5-Day	180	180	1,080	1,080	10	60	20.0	20.0
THE MASTERS PROGRAM	5-Day	171	171	-	1,197	7	49		-
THRIVE COMMUNITY SCHOOL	5-Day	175	175	1,138	-	10	65	0.7	
TIERRA ADENTRO	5-Day	190	190	1,260	1,260	2	13	-	-
TIERRA ENCANTADA CHARTER SCHOOL	4-Day	160	160	-	1,188	13	97		-
TURQUOISE TRAIL CHARTER SCHOOL	5-Day	190	190	1,056	1,104	10	57	26.4	11.4
VISTA GRANDE HIGH SCHOOL	5-Day	185	185	-	1,117	12	72		7.5
WALATOWA CHARTER HIGH	5-Day	192	192	-	1,411	3	22		-

Note: Red highlights are districts and charters exceeding 1,140 hours

Source: PED

Estimated Fiscal Impact by District and Charter

DISTRICT/CHARTER	FY23 BASE PROGRAM COST	FY23 TOTAL PROGRAM COST (with K-5 Plus/ELT)	Scenario 1: K-12 Plus and 1,140 Hours	Scenario 2: K-12 Plus, 1,140 Hours, and All Schools +1 week
ALAMOGORDO	\$ 49,872,397	\$ 49,872,397	\$ 52,264,171	\$ 54,877,948
ACE LEADERSHIP HIGH SCHOOL	\$ 2,550,813	\$ 2,721,068	\$ 2,858,224	\$ 3,032,559
ABQ CHARTER ACADEMY	\$ 4,080,499	\$ 4,080,499	\$ 4,276,191	\$ 4,394,205
THE ALB TALENT DEVELOPMENT CHARTER	\$ 1,106,891	\$ 1,194,639	\$ 1,302,007	\$ 1,379,032
ALICE KING COMMUNITY SCHOOL	\$ 4,595,900	\$ 4,939,920	\$ 5,228,466	\$ 5,527,378
CHRISTINE DUNCAN HERITAGE ACADEMY	\$ 3,785,926	\$ 4,681,961	\$ 4,998,910	\$ 5,263,472
CIEN AGUAS INTERNATIONAL	\$ 4,511,863	\$ 4,511,863	\$ 4,728,242	\$ 4,976,187
CORAL COMMUNITY CHARTER	\$ 1,882,824	\$ 2,238,568	\$ 2,206,595	\$ 2,369,045
CORRALES INTERNATIONAL	\$ 2,604,128	\$ 2,791,894	\$ 2,876,166	\$ 3,037,883
COTTONWOOD CLASSICAL PREP	\$ 6,838,544	\$ 7,425,768	\$ 7,914,205	\$ 8,535,852
DIGITAL ARTS AND TECHNOLOGY ACADEMY	\$ 3,437,176	\$ 3,437,176	\$ 3,602,015	\$ 3,674,954
EAST MOUNTAIN HIGH SCHOOL	\$ 3,739,636	\$ 4,029,189	\$ 4,251,211	\$ 4,553,729
EL CAMINO REAL ACADEMY	\$ 3,595,710	\$ 3,848,929	\$ 4,091,357	\$ 4,353,138
GILBERT L. SENA CHARTER HS	\$ 1,991,624	\$ 2,104,705	\$ 2,201,385	\$ 2,314,180
GORDON BERNELL CHARTER	\$ 2,234,866	\$ 2,379,586	\$ 2,699,409	\$ 2,825,738
HEALTH LEADERSHIP HIGH SCHOOL	\$ 2,854,636	\$ 3,054,393	\$ 2,991,538	\$ 3,071,760
INTERNATIONAL SCHOOL AT MESA DEL SOL	\$ 3,181,855	\$ 3,422,653	\$ 3,417,119	\$ 3,597,039
LA ACADEMIA DE ESPERANZA	\$ 2,554,448	\$ 2,554,448	\$ 2,676,954	\$ 2,814,576
LOS PUENTES CHARTER	\$ 1,958,456	\$ 1,958,456	\$ 2,052,379	\$ 2,140,057
MARK ARMIJO ACADEMY	\$ 2,492,237	\$ 2,492,237	\$ 2,611,759	\$ 2,698,207
MONTESSORI OF THE RIO GRANDE	\$ 2,336,809	\$ 2,509,863	\$ 2,487,996	\$ 2,616,442
MOUNTAIN MAHOGANY COMMUNITY SCHOOL	\$ 2,274,734	\$ 2,437,306	\$ 2,510,822	\$ 2,650,729
NATIVE AMERICAN COMMUNITY ACADEMY	\$ 5,037,397	\$ 5,419,550	\$ 5,714,488	\$ 6,112,729
NEW AMERICA SCHOOL	\$ 2,200,302	\$ 2,356,352	\$ 2,410,017	\$ 2,526,441
NEW MEXICO INTERNATIONAL SCHOOL	\$ 3,971,938	\$ 3,971,938	\$ 4,162,424	\$ 4,211,764
PUBLIC ACADEMY FOR PERFORMING ARTS	\$ 3,891,199	\$ 3,891,199	\$ 4,077,813	\$ 4,126,150
ROBERT F. KENNEDY CHARTER	\$ 4,229,342	\$ 4,516,877	\$ 4,747,036	\$ 5,042,253
SIEMBRA LEADERSHIP HIGH SCHOOL	\$ 2,872,896	\$ 3,067,307	\$ 3,010,675	\$ 3,132,369
SOUTH VALLEY ACADEMY	\$ 6,353,336	\$ 6,353,336	\$ 6,658,029	\$ 6,736,951
TECHNOLOGY LEADERSHIP HIGH SCHOOL	\$ 3,157,527	\$ 3,395,162	\$ 3,308,955	\$ 3,402,835
VOZ COLLEGIATE PREPARATORY CHARTER SCHOOL	\$ 1,164,485	\$ 1,246,740	\$ 1,253,235	\$ 1,293,985
WILLIAM W & JOSEPHINE DORN CHARTER	\$ 623,057	\$ 623,057	\$ 652,937	\$ 660,677
ALBUQUERQUE	\$ 782,233,680	\$ 786,901,163	\$ 823,954,055	\$ 853,547,163
ANIMAS	\$ 2,694,341	\$ 2,694,341	\$ 2,823,556	\$ 2,885,879
ARTESIA	\$ 35,859,095	\$ 35,859,095	\$ 37,578,819	\$ 39,030,687
MOSAIC ACADEMY CHARTER	\$ 1,794,187	\$ 1,794,187	\$ 1,880,229	\$ 1,985,056
AZTEC	\$ 24,492,935	\$ 24,492,935	\$ 25,667,561	\$ 27,031,877
BELEN	\$ 37,195,105	\$ 40,008,225	\$ 38,978,905	\$ 39,440,948
BERNALILLO	\$ 31,900,877	\$ 34,111,670	\$ 35,150,027	\$ 37,057,797
BLOOMFIELD	\$ 26,941,434	\$ 26,941,434	\$ 28,233,485	\$ 28,796,375
CAPITAN	\$ 6,132,176	\$ 6,132,176	\$ 6,426,259	\$ 6,502,434
CARLSBAD	\$ 63,362,873	\$ 63,362,873	\$ 66,401,624	\$ 68,696,220
JEFFERSON MONTESSORI ACADEMY	\$ 2,376,541	\$ 2,562,048	\$ 2,682,584	\$ 2,865,542
CARRIZOZO	\$ 2,867,353	\$ 2,867,353	\$ 3,004,866	\$ 3,047,976
CENTRAL CONS.	\$ 54,113,354	\$ 58,050,250	\$ 61,149,967	\$ 65,245,395
DREAM DINE	\$ 536,365	\$ 652,791	\$ 695,170	\$ 711,515
CHAMA	\$ 5,827,470	\$ 6,455,732	\$ 6,606,521	\$ 6,887,087
CIMARRON	\$ 4,813,975	\$ 4,813,975	\$ 5,044,843	\$ 5,162,720
MORENO VALLEY HIGH	\$ 1,089,699	\$ 1,089,699	\$ 1,141,959	\$ 1,166,778
CLAYTON	\$ 5,536,009	\$ 5,536,009	\$ 5,801,504	\$ 5,870,273
CLOUDCROFT	\$ 5,709,899	\$ 5,709,899	\$ 5,983,733	\$ 6,089,574
CLOVIS	\$ 74,866,658	\$ 74,866,658	\$ 78,457,102	\$ 79,387,106
COBRE CONS.	\$ 13,629,884	\$ 14,481,441	\$ 15,560,229	\$ 16,298,311
CORONA	\$ 2,079,695	\$ 2,079,695	\$ 2,179,433	\$ 2,218,214
CUBA	\$ 10,114,673	\$ 11,112,960	\$ 11,225,866	\$ 11,718,915

Estimated Fiscal Impact by District and Charter

DISTRICT/CHARTER	FY23 BASE PROGRAM COST	FY23 TOTAL PROGRAM COST (with K-5 Plus/ELT)	Scenario 1: K-12 Plus and 1,140 Hours	Scenario 2: K-12 Plus, 1,140 Hours, and All Schools +1 week
DEMING	\$ 53,602,358	\$ 57,598,724	\$ 58,448,807	\$ 61,444,411
DEMING CESAR CHAVEZ	\$ 1,922,240	\$ 2,049,582	\$ 2,042,028	\$ 2,122,092
DES MOINES	\$ 2,049,644	\$ 2,049,644	\$ 2,147,938	\$ 2,173,399
DEXTER	\$ 9,673,928	\$ 9,673,928	\$ 10,137,869	\$ 10,400,367
DORA	\$ 3,170,533	\$ 3,170,533	\$ 3,322,585	\$ 3,399,702
DULCE	\$ 7,816,706	\$ 8,292,244	\$ 8,340,668	\$ 8,690,968
ELIDA	\$ 2,873,921	\$ 2,873,921	\$ 3,011,748	\$ 3,091,285
ESPANOLA	\$ 33,342,351	\$ 33,342,351	\$ 34,941,377	\$ 36,430,649
ESTANCIA	\$ 8,459,070	\$ 8,459,070	\$ 8,864,749	\$ 9,114,446
EUNICE	\$ 7,690,136	\$ 7,690,136	\$ 8,058,939	\$ 8,219,388
FARMINGTON	\$ 104,419,442	\$ 104,419,442	\$ 109,427,177	\$ 110,724,291
FLOYD	\$ 3,315,233	\$ 3,315,233	\$ 3,474,226	\$ 3,554,852
FT SUMNER	\$ 3,815,246	\$ 3,815,246	\$ 3,998,219	\$ 4,092,176
GADSDEN	\$ 133,807,603	\$ 143,619,491	\$ 140,224,734	\$ 147,524,884
GALLUP	\$ 129,430,002	\$ 129,430,002	\$ 136,711,061	\$ 143,764,601
GRADY	\$ 2,641,461	\$ 2,641,461	\$ 2,768,142	\$ 2,800,954
GRANTS	\$ 34,062,799	\$ 38,859,718	\$ 39,595,048	\$ 41,804,594
HAGERMAN	\$ 5,483,751	\$ 5,483,751	\$ 5,746,740	\$ 5,977,857
HATCH	\$ 14,375,461	\$ 15,343,225	\$ 15,701,003	\$ 16,477,144
HOBBS	\$ 99,795,362	\$ 99,795,362	\$ 104,581,337	\$ 108,000,769
HONDO	\$ 2,987,807	\$ 2,987,807	\$ 3,131,093	\$ 3,168,208
HOUSE	\$ 1,874,255	\$ 1,874,255	\$ 1,964,141	\$ 1,987,423
JAL	\$ 6,279,454	\$ 6,279,454	\$ 6,580,601	\$ 6,748,774
JEMEZ MOUNTAIN	\$ 3,329,645	\$ 3,588,807	\$ 3,748,939	\$ 3,891,870
SAN DIEGO RIVERSIDE CHARTER	\$ 857,124	\$ 995,335	\$ 900,718	\$ 936,596
JEMEZ VALLEY	\$ 4,692,991	\$ 4,957,325	\$ 5,133,387	\$ 5,357,650
LAKE ARTHUR	\$ 2,679,972	\$ 2,801,435	\$ 2,917,261	\$ 3,034,380
LAS CRUCES	\$ 238,224,615	\$ 256,642,920	\$ 258,098,405	\$ 271,844,314
LAS VEGAS CITY	\$ 13,452,358	\$ 13,452,358	\$ 14,097,505	\$ 14,829,322
LOGAN	\$ 3,917,053	\$ 3,917,053	\$ 4,104,906	\$ 4,153,565
LORDSBURG	\$ 6,026,859	\$ 6,026,859	\$ 6,315,894	\$ 6,470,803
LOS ALAMOS	\$ 35,841,914	\$ 35,841,914	\$ 37,560,816	\$ 39,657,293
LOS LUNAS	\$ 78,377,639	\$ 84,627,957	\$ 93,765,861	\$ 100,393,229
LOVING	\$ 7,582,960	\$ 7,582,960	\$ 7,946,623	\$ 8,148,698
LOVINGTON	\$ 37,352,489	\$ 40,063,992	\$ 41,939,361	\$ 44,636,567
MAGDALENA	\$ 4,709,557	\$ 4,709,557	\$ 4,935,417	\$ 4,993,920
MAXWELL	\$ 2,478,539	\$ 2,478,539	\$ 2,597,404	\$ 2,628,193
MELROSE	\$ 3,564,689	\$ 3,564,689	\$ 3,735,641	\$ 3,849,144
MESA VISTA	\$ 3,905,230	\$ 3,905,230	\$ 4,092,516	\$ 4,184,771
MORA	\$ 5,779,098	\$ 6,429,759	\$ 6,606,098	\$ 6,889,897
MORIARTY-EDGEWOOD	\$ 22,893,553	\$ 24,650,084	\$ 24,801,443	\$ 26,119,886
MOSQUERO	\$ 2,156,787	\$ 2,156,787	\$ 2,260,221	\$ 2,287,013
MOUNTAINAIR	\$ 3,757,668	\$ 3,757,668	\$ 3,937,878	\$ 4,062,795
PECOS	\$ 6,601,440	\$ 7,012,938	\$ 6,918,028	\$ 7,199,583
PENASCO	\$ 4,735,623	\$ 5,013,364	\$ 5,191,592	\$ 5,426,811
POJOAQUE	\$ 16,601,949	\$ 16,601,949	\$ 17,398,143	\$ 17,604,375
PORTALES	\$ 27,903,200	\$ 27,903,200	\$ 29,241,378	\$ 30,298,386
QUEMADO	\$ 2,894,428	\$ 2,894,428	\$ 3,033,238	\$ 3,096,198
QUESTA	\$ 4,531,829	\$ 4,531,829	\$ 4,749,166	\$ 4,857,898
RATON	\$ 9,056,704	\$ 9,056,704	\$ 9,564,345	\$ 10,048,565
RESERVE	\$ 2,464,797	\$ 2,464,797	\$ 2,583,003	\$ 2,642,476
RIO RANCHO	\$ 171,998,112	\$ 185,267,860	\$ 189,448,248	\$ 200,228,571
ROSWELL	\$ 91,055,885	\$ 98,276,850	\$ 103,019,837	\$ 110,219,904
SIDNEY GUTIERREZ MIDDLE	\$ 1,854,261	\$ 2,006,984	\$ 2,086,133	\$ 2,228,381
ROY	\$ 1,856,300	\$ 1,856,300	\$ 1,945,321	\$ 1,968,380

Estimated Fiscal Impact by District and Charter

DISTRICT/CHARTER	FY23 BASE PROGRAM COST	FY23 TOTAL PROGRAM COST (with K-5 Plus/ELT)	Scenario 1: K-12 Plus and 1,140 Hours	Scenario 2: K-12 Plus, 1,140 Hours, and All Schools +1 week
RUIDOSO	\$ 18,088,818	\$ 19,480,841	\$ 20,240,269	\$ 21,535,766
SAN JON	\$ 2,247,387	\$ 2,247,387	\$ 2,355,167	\$ 2,383,084
SANTA FE	\$ 114,758,322	\$ 114,758,322	\$ 120,261,888	\$ 121,687,433
ACADEMY FOR TECHNOLOGY & CLASSICS	\$ 3,765,190	\$ 4,072,620	\$ 3,945,761	\$ 4,174,026
SANTA ROSA	\$ 8,061,120	\$ 8,565,022	\$ 8,769,342	\$ 9,144,490
SILVER CITY	\$ 25,869,265	\$ 25,869,265	\$ 27,109,899	\$ 27,848,107
SOCORRO	\$ 14,973,972	\$ 16,415,731	\$ 18,169,588	\$ 19,086,200
COTTONWOOD VALLEY CHARTER	\$ 1,747,216	\$ 1,882,600	\$ 1,846,546	\$ 1,947,043
SPRINGER	\$ 2,471,245	\$ 2,471,245	\$ 2,589,761	\$ 2,620,459
TAOS	\$ 21,262,311	\$ 21,262,311	\$ 22,282,006	\$ 22,718,144
ANANSI CHARTER SCHOOL	\$ 2,122,572	\$ 2,280,132	\$ 2,260,011	\$ 2,376,969
TAOS MUNICIPAL CHARTER	\$ 2,253,083	\$ 2,423,335	\$ 2,399,889	\$ 2,526,366
TATUM	\$ 4,588,181	\$ 4,854,705	\$ 5,029,399	\$ 5,256,869
TEXICO	\$ 6,895,654	\$ 6,895,654	\$ 7,226,352	\$ 7,507,607
TRUTH OR CONS.	\$ 13,661,221	\$ 13,661,221	\$ 14,316,384	\$ 14,486,086
TUCUMCARI	\$ 10,178,988	\$ 10,178,988	\$ 10,667,151	\$ 10,952,709
TULAROSA	\$ 11,284,353	\$ 11,284,353	\$ 11,825,526	\$ 11,965,702
VAUGHN	\$ 1,949,527	\$ 2,018,630	\$ 2,082,687	\$ 2,137,477
WAGON MOUND	\$ 2,053,596	\$ 2,053,596	\$ 2,152,082	\$ 2,191,279
WEST LAS VEGAS	\$ 15,796,341	\$ 15,796,341	\$ 16,553,900	\$ 17,383,618
RIO GALLINAS SCHOOL	\$ 1,128,030	\$ 1,128,030	\$ 1,182,128	\$ 1,196,140
ZUNI	\$ 13,708,437	\$ 14,641,246	\$ 15,391,797	\$ 16,352,818
21st CENTURY PUBLIC ACADEMY	\$ 3,508,893	\$ 3,508,893	\$ 3,677,173	\$ 3,720,761
ACES TECHNICAL CHARTER SCHOOL	\$ 2,747,738	\$ 2,937,054	\$ 2,938,008	\$ 3,017,225
ALBUQUERQUE INSTITUTE OF MATH & SCIENCE	\$ 3,767,153	\$ 3,767,153	\$ 4,011,247	\$ 4,219,249
ALBUQUERQUE BILINGUAL ACADEMY	\$ 4,024,785	\$ 4,313,800	\$ 4,540,895	\$ 4,839,911
ALBUQUERQUE COLLEGIATE CHARTER SCHOOL	\$ 2,084,939	\$ 2,225,589	\$ 2,184,928	\$ 2,279,263
ABQ SCHOOL OF EXCELLENCE	\$ 7,843,590	\$ 8,497,425	\$ 8,373,300	\$ 8,860,973
ABQ SIGN LANGUAGE ACADEMY	\$ 3,016,190	\$ 3,144,390	\$ 3,445,429	\$ 3,551,469
ALDO LEOPOLD CHARTER	\$ 2,088,989	\$ 2,226,419	\$ 2,218,874	\$ 2,320,316
ALMA D'ARTE CHARTER	\$ 1,579,115	\$ 1,680,101	\$ 1,827,404	\$ 1,930,911
ALTURA PREPARATORY SCHOOL	\$ 2,104,976	\$ 2,104,976	\$ 2,205,927	\$ 2,232,075
AMY BIEHL CHARTER HIGH SCHOOL	\$ 2,939,834	\$ 3,134,926	\$ 3,144,297	\$ 3,288,615
CESAR CHAVEZ COMMUNITY SCHOOL	\$ 2,375,833	\$ 2,536,742	\$ 2,665,712	\$ 2,830,830
DEAP	\$ 560,589	\$ 600,402	\$ 587,471	\$ 594,434
ESTANCIA VALLEY CLASSICAL ACADEMY	\$ 5,470,898	\$ 5,470,898	\$ 5,733,270	\$ 5,801,231
EXPLORE ACADEMY	\$ 13,363,655	\$ 14,217,611	\$ 14,371,828	\$ 15,003,435
EXPLORE ACADEMY - LAS CRUCES	\$ 2,537,218	\$ 2,674,235	\$ 2,666,895	\$ 2,738,968
HORIZON ACADEMY WEST	\$ 3,592,309	\$ 3,592,309	\$ 3,764,588	\$ 3,877,833
HOZHO ACADEMY	\$ 5,063,659	\$ 6,362,969	\$ 5,757,091	\$ 6,167,281
J PAUL TAYLOR ACADEMY	\$ 1,807,438	\$ 1,961,663	\$ 1,894,119	\$ 2,008,821
LA ACADEMIA DOLORES HUERTA	\$ 878,487	\$ 936,079	\$ 929,940	\$ 972,406
LA TIERRA MONTESSORI SCHOOL	\$ 814,842	\$ 879,610	\$ 891,393	\$ 939,876
LAS MONTANAS CHARTER	\$ 1,918,555	\$ 2,058,718	\$ 2,105,161	\$ 2,209,879
MCCURDY CHARTER SCHOOL	\$ 4,926,449	\$ 4,926,449	\$ 5,162,711	\$ 5,223,908
MIDDLE COLLEGE HIGH SCHOOL	\$ 1,571,691	\$ 1,683,927	\$ 1,647,066	\$ 1,666,590
MISSION ACHIEVEMENT AND SUCCESS	\$ 19,290,730	\$ 19,290,730	\$ 20,569,257	\$ 21,707,020
MONTE DEL SOL CHARTER	\$ 3,608,335	\$ 3,608,335	\$ 3,781,383	\$ 3,826,206
MONTESSORI ELEMENTARY SCHOOL	\$ 3,753,820	\$ 4,089,213	\$ 4,335,536	\$ 4,691,768
NEW AMERICA SCHOOL - LAS CRUCES	\$ 1,563,051	\$ 1,688,013	\$ 1,724,931	\$ 1,818,669
NEW MEXICO ACADEMY FOR THE MEDIA ARTS	\$ 2,223,130	\$ 2,223,130	\$ 2,329,747	\$ 2,357,363
NEW MEXICO CONNECTIONS ACADEMY	\$ 12,802,309	\$ 12,802,309	\$ 13,416,280	\$ 14,174,356
NM SCHOOL FOR THE ARTS	\$ 3,169,012	\$ 3,169,012	\$ 3,405,717	\$ 3,588,970
NORTH VALLEY ACADEMY	\$ 3,867,755	\$ 4,177,148	\$ 4,305,958	\$ 4,576,179
PECOS CYBER ACADEMY	\$ 18,071,958	\$ 18,071,958	\$ 18,938,648	\$ 20,041,477

Estimated Fiscal Impact by District and Charter

DISTRICT/CHARTER	FY23 BASE PROGRAM COST	FY23 TOTAL PROGRAM COST (with K-5 Plus/ELT)	Scenario 1: K-12 Plus and 1,140 Hours	Scenario 2: K-12 Plus, 1,140 Hours, and All Schools +1 week
RAICES DEL SABER XINACHTLI COMMUNITY	\$ 935,280	\$ 1,005,052	\$ 1,019,663	\$ 1,071,748
RED RIVER VALLEY CHARTER SCHOOL	\$ 1,042,276	\$ 1,099,706	\$ 1,139,057	\$ 1,188,071
RIO GRANDE ACADEMY OF FINE ARTS	\$ 1,557,317	\$ 1,980,471	\$ 2,154,795	\$ 2,180,338
ROOTS & WINGS COMMUNITY	\$ 799,508	\$ 845,095	\$ 923,239	\$ 962,204
SANDOVAL ACADEMY OF BILINGUAL EDUCATION	\$ 2,289,381	\$ 2,462,426	\$ 2,556,744	\$ 2,716,593
SCHOOL OF DREAMS ACADEMY	\$ 5,764,599	\$ 6,163,673	\$ 6,314,700	\$ 6,643,366
SIX DIRECTIONS INDIGENOUS SCHOOL	\$ 798,516	\$ 798,516	\$ 836,808	\$ 846,728
SOLARE COLLEGIATE CHARTER SCHOOL	\$ 3,303,623	\$ 3,542,855	\$ 3,676,658	\$ 3,896,670
SOUTH VALLEY PREP	\$ 1,794,519	\$ 1,935,006	\$ 1,961,467	\$ 2,066,563
SW AERONAUTICS MATHEMATICS AND SCIENCE	\$ 3,096,662	\$ 3,096,662	\$ 3,245,172	\$ 3,283,639
SOUTHWEST PREPARATORY LEARNING CENTER	\$ 1,825,655	\$ 1,825,655	\$ 1,913,209	\$ 1,935,888
SOUTHWEST SECONDARY LEARNING CENTER	\$ 1,524,671	\$ 1,642,003	\$ 1,597,791	\$ 1,616,731
TAOS ACADEMY	\$ 3,284,806	\$ 3,504,791	\$ 3,669,827	\$ 3,858,707
TAOS INTEGRATED SCHOOL OF ARTS	\$ 2,016,900	\$ 2,500,255	\$ 2,422,824	\$ 2,561,965
TAOS INTERNATIONAL SCHOOL	\$ 1,986,446	\$ 2,420,051	\$ 2,097,889	\$ 2,204,602
THE ASK ACADEMY	\$ 5,203,803	\$ 5,203,803	\$ 5,504,685	\$ 5,777,648
THE GREAT ACADEMY	\$ 1,222,091	\$ 1,222,091	\$ 1,280,700	\$ 1,335,879
THE MASTERS PROGRAM	\$ 2,651,180	\$ 2,651,180	\$ 2,778,325	\$ 2,811,259
THRIVE COMMUNITY SCHOOL	\$ 1,006,561	\$ 1,006,561	\$ 1,054,834	\$ 1,067,338
TIERRA ADENTRO	\$ 2,618,371	\$ 2,807,609	\$ 2,955,985	\$ 3,151,940
TIERRA ENCANTADA CHARTER SCHOOL	\$ 3,006,537	\$ 3,233,486	\$ 3,357,282	\$ 3,553,833
TURQUOISE TRAIL CHARTER SCHOOL	\$ 6,475,960	\$ 7,006,475	\$ 7,407,121	\$ 7,965,881
VISTA GRANDE HIGH SCHOOL	\$ 1,349,081	\$ 1,425,276	\$ 1,452,167	\$ 1,508,222
WALATOWA CHARTER HIGH	\$ 731,764	\$ 769,758	\$ 814,385	\$ 851,782
STATEWIDE	\$ 3,344,264,023	\$ 3,453,160,871	\$ 3,585,111,025	\$ 3,735,111,025
Increase from FY23 Program Cost	\$ -	\$ 108,896,848	\$ 240,847,003	\$ 390,847,003

Note: Yellow highlights are current ELT and K-5 Plus programs

Source: PED

Extended Learning

(dollars in thousands)	FY23	Executive	LESC	LFC
General Fund (R)	\$278,923.4	\$146,134.1	\$252,333.5	\$240,847.0
General Fund (NR)	\$0.0	\$83,065.0	\$0.0	\$0.0
Pub. Ed. Reform Fund (NR)	\$22,183.8	\$115,000.0	\$50,000.0	\$150,000.0
Subtotal	\$301,107.2	\$344,199.1	\$302,333.5	\$390,847.0
Instructional Hours				
Elementary	990 hours	1,140 hours	1,140 hours	1,140 hours
Secondary	1,080 hours	1,140 hours	1,140 hours	1,140 hours
Funding Formula Factor	K-5 Plus: <ul style="list-style-type: none"> 0.30 units per MEM[†] for 25 days Extended Learning Time (ELT) program: <ul style="list-style-type: none"> 0.11 units per MEM[†] for 10 days 	Enhanced ELT program: <ul style="list-style-type: none"> 0.0067 units per MEM per 6 hours above 1,140 hours 	K-12 Plus: <ul style="list-style-type: none"> 0.012 units per MEM per day above 180 days* 	K-12 Plus: <ul style="list-style-type: none"> 0.016 units per MEM per day above 180 days* 0.024 units per MEM per day above 190 days*
Professional Work Hours	80 hours , separate from instructional hours, only for ELT program**	80 hours minimum , separate from instructional hours, and 100 hours for enhanced ELT program	Up to 60 instructional hours can count toward professional work hours	80 hours , separate from instructional hours, only for the higher K-12 Plus weight (0.024 units)**
Instructional Time Definition	School-directed program, home visiting, breakfast, parent-teacher conferences, and next-step plans	Removes current definition except for breakfast; PED will define instructional time through a rulemaking process	Academic instruction or intervention, enrichment, social emotional and applied learning, breakfast, and professional work	Same as current definition

[†]K-5 Plus provides the equivalent of 0.012 units per MEM per day; ELT program provides the equivalent of 0.011 units per MEM per day (current daily rate)

*For 5-day school weeks. For 4-day school weeks, LESE requires over 155 days (0.012 units); LFC requires over 152 days (0.016 units) or 160 days (0.024 units)

**The FY23 ELT program and higher LFC K-12 Plus weight (0.024 units) include a requirement for schools to provide enrichment and out-of-school time programming

