



# New Mexico Environment Department

## Mission and Values

Our mission: To protect and restore the environment and foster a healthy and prosperous New Mexico for present and future generations.



### SCIENCE

Using the best available science to inform our decision-making in protecting public health and the environment.



### INNOVATION

Employing creative engineering and technological solutions to address environmental problems.



### COLLABORATION

Engaging communities and interested stakeholders in environmental decision-making.



### COMPLIANCE

Ensuring meaningful compliance with state regulations and permits.

## A Message to the New Mexico Legislature

Dear Legislators,

Since the start of Governor Michelle Lujan Grisham’s administration and with your support, the Environment Department’s recurring general fund increased from \$11.4M in FY2019 to \$33.3M in FY25. Since FY2019, the general fund represents about 17% of the Environment Department’s overall budget with federal funds and permit fees making up the difference.

Over the last calendar year, the Environment Department has fixed the long-standing compensation issue, reduced its budgeted vacancy rate to about 5%, re-opened the Deming Field Office, and collected more in civil penalties from polluters for the general fund than we took from the general fund to run the agency. Our rate of return to taxpayers is positive, 18.4%.

For FY2026, the Environment Department is not seeking an increase in recurring general fund, but we are seeking \$218M in special appropriations. In addition, we will:

- Formally create the Compliance and Enforcement Division to align with federal/state requirements by separating permitting and compliance functions within the Department.
- Seek to update legislatively restricted funds and fees that impede efficient spending and cost the business community more resource management and cause unnecessary duplication of expenses.

Together, we accomplished many positive outcomes for our communities – both constituents and businesses. I look forward to your continued partnership in FY2026.

Sincerely,

James C. Kenney,  
Cabinet Secretary



Appropriated:  
\$25.5M

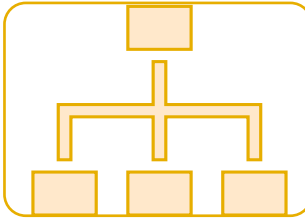
In Fiscal Year 2024,  
NMED returned 18.4%  
on the Legislature’s  
Investment

Earned:  
\$30.1 M



Learn more about our Agency’s performance on our website:






**RESOURCE MANAGEMENT DIVISION**

Office of the Secretary, Office of Communications, Office of General Counsel, Office of Information Technology, Office of Public Facilitation, Office of Strategic Initiatives, and Administrative Services Division

**119 FTE | \$25.7 million | P567**



**Water Protection Division**

Construction Programs Bureau, Drinking Water Bureau, Ground Water Quality Bureau, and Surface Water Quality Bureau

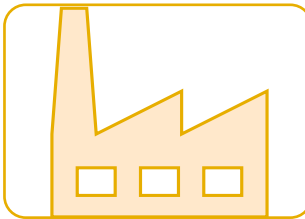
**212 FTE | \$76.2 million | P568**



**RESOURCE PROTECTION DIVISION**

Department of Energy Oversight Bureau, Hazardous Waste Bureau, Petroleum Storage Tank Bureau, and Solid Waste Bureau

**112 FTE | \$31.1 million | P569**



**ENVIRONMENTAL PROTECTION DIVISION**

Air Quality Bureau, Climate Change Bureau, and Radiation Control Bureau

**120 FTE | \$31.2 million | P570**



**ENVIRONMENTAL HEALTH DIVISION**

Cannabis and Hemp Bureau, Environmental Health Bureau, and Occupational Health and Safety Bureau

**110 FTE | \$12.6 MILLION | P571**



**COMPLIANCE AND ENFORCEMENT DIVISION**

Environmental Protection Bureau, Resource Protection Bureau, Water Protection Bureau, OSHA Bureau, Federal Facilities Bureau, and Emergency Operations and Response Bureau

**130 FTE | \$14.1 MILLION | P566**

**Table 1 - FY 2026 Operating Budget Request**

	FY2025	FY2026	Percent Change
General Fund	\$33.3 M	\$33.3 M	0%
Federal Fund	\$97.3 M	\$73.6 M	-24%
Special Revenue Funds	\$67.9 M	\$84.0 M	+24%
<b>Total</b>	<b>\$198.5 M</b>	<b>\$190.9 M</b>	

Note: Reflects expenditure authority, i.e., excludes Special Revenue Funds in the Other Financing Uses category

**Table 2 - FY 2026 Special Appropriation Requests**

Request	Description	Amount
1. Neglected Contaminated Site Assessment and Remediation	For the assessment and clean-up of 300+ contaminated sites, including abandoned uranium mining sites, across the state that do not have viable responsible parties to fund and conduct cleanup actions.	\$150,000,000
2. State-wide PFAS Efforts	For the implementation of comprehensive PFAS legislation and litigation expenses related to the U.S. Department of Defense sites.	\$24,000,000
3. Rural Infrastructure Fund	For the Rural Infrastructure Program which provides low-interest loans to rural communities for water, wastewater and solid waste projects.	\$20,000,000
4. Climate Change Action Programs	Support climate change programs until program fees begin in FY27 and FY28 and continue greenhouse gas reduction program planning and implementation.	\$9,000,000
5. Compliance & Enforcement Division Bridge	A one-time funding investment in the Compliance & Enforcement Division (CED) to cover personnel, contract and other expenses, including a new emergency response operation.	\$6,000,000
6. Curry County PFAS Efforts	To address private well water contamination from PFAS chemicals in Curry County.	\$4,000,000
7. Water System Regionalization	Funding for water system regionalization pilot project and the development of utility operator training curriculum.	\$2,750,000
8. Laboratory Services	Funding to collect and analyze samples for permitting and compliance as well as to offset municipal drinking water system costs due to new federal requirements.	\$2,500,000
<b>Total:</b>		<b>\$218,250,000</b>

Note: The Strategic Water Supply special appropriation submitted with NMED’s budget request last September will be addressed in the Executive Budget request.

**Performance Reports**

The Environment Department began publishing quarterly assessments in FY2022. We share key actions related to our outcomes, performance, organization, and funding.



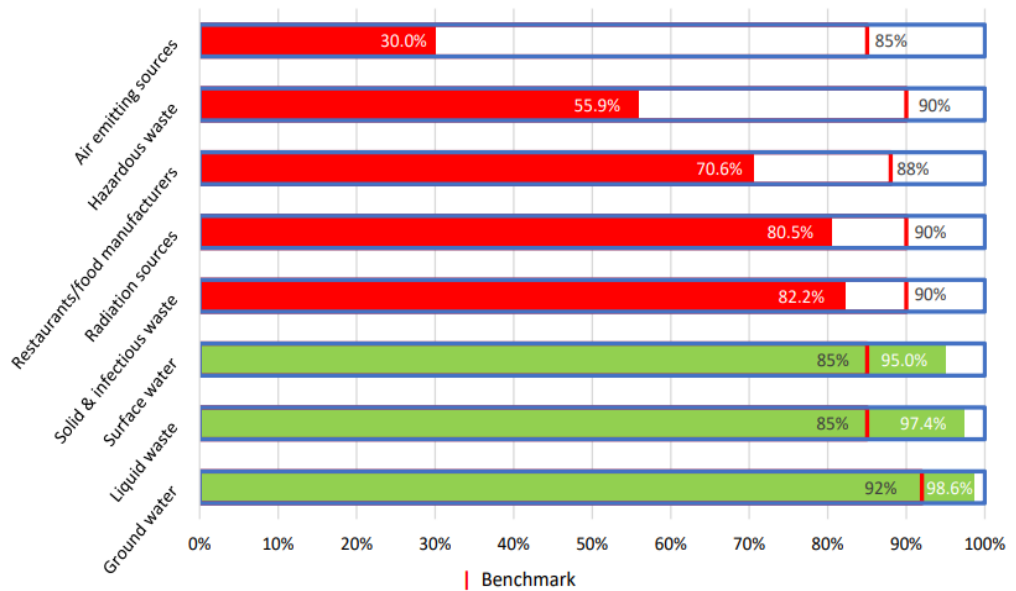
**FY 2024 Economic Development Investment**

**\$87,069,556** provided in grants/capital outlay to communities.

**\$77,970,071** invested in water projects in communities.

**175** water infrastructure projects started.

**Percent of Inspections Showing Compliance, by Program**



**NMED Budget 101 Video**

State budgeting is complex. The Environment Department’s budget is even harder with over 125 funding sources.

Learn more about our budget via NMED’s Budget 101 video on our YouTube Channel!



NMED Budget Video



**General Fund Reversions**

In FY2024, the Environment Department reverted \$58,785 out of \$24 million in recurring general fund or about **0.25%**.

In FY2024, the Environment Department Reverted \$550,000 out of \$29M in special appropriations received or about **2%**.

**Agency Workforce**

As of today, the Environment Department’s budgeted vacancy rate is **5%** with 606 people employed across 28 locations.

At a recent rapid hire for 69 positions, 341 job seekers attended with Albuquerque-based positions receiving a 4x hire application rate than Santa Fe-based positions.

Currently, the Environment Department has the largest workforce in its history and projected future growth, we are expanding our Albuquerque office space while consolidating our building footprint.