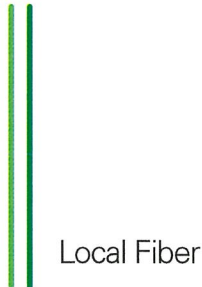



Local Broadband Networks

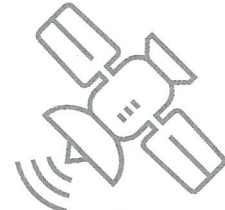
Wireline Broadband



Wireless Broadband



Satellite

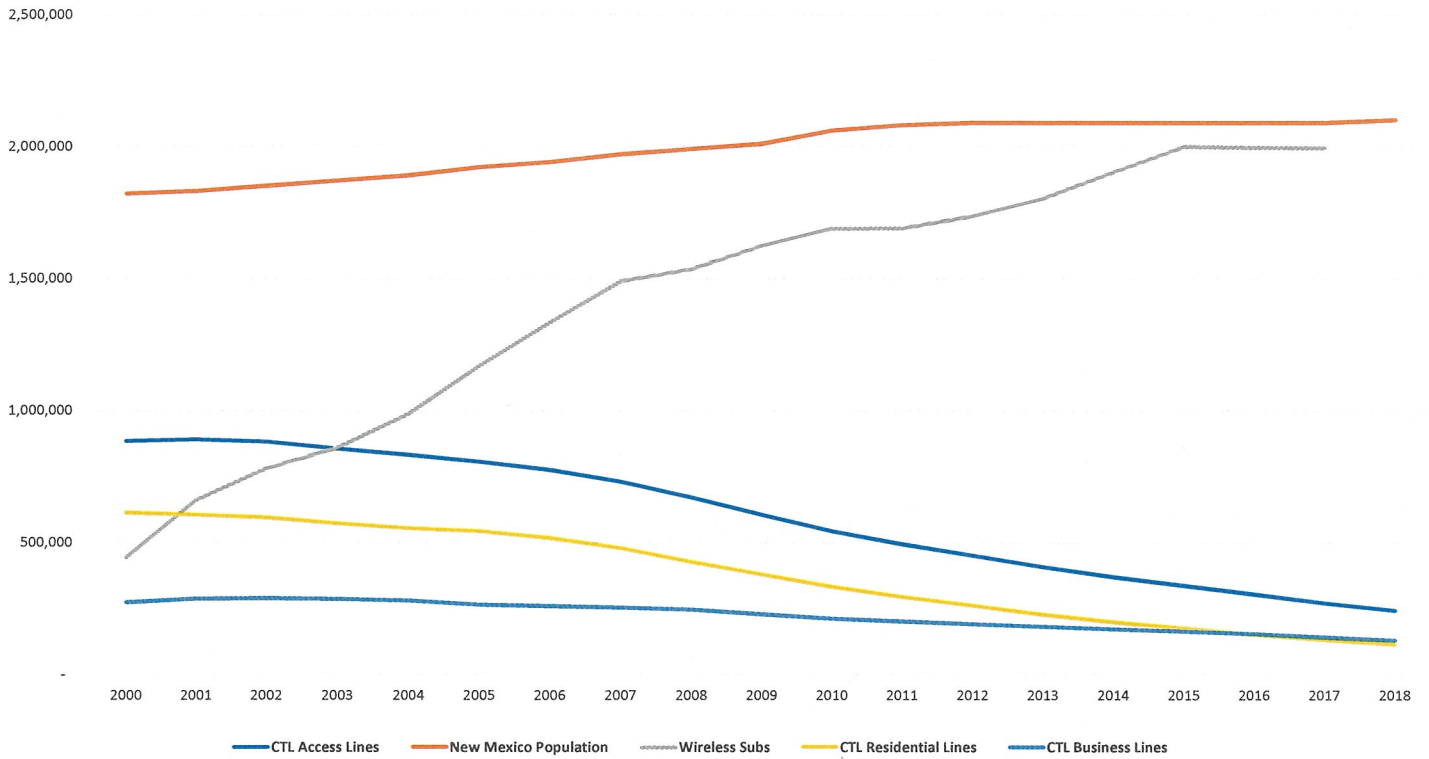


Centralized Aggregation Point/Routing



INTERNET ROUTERS • SERVERS • OTHER USERS • OTHER PROVIDERS • OTHER NETWORKS

New Mexico Telecom Trends 2000-2019



Year	CTL Access Lines	New Mexico Population	Wireless Subs	CTL Residential Lines	CTL Business Lines	Annual Residential Loss %	Residential % of 2000	Key Event	Regulation Level
2000	883,302	1,820,000	443,343	610,895	272,407			1985 law	10
2001	889,119	1,830,000	660,849	602,578	286,541	1.4%	98.6%	AFOR I	8
2002	881,038	1,850,000	780,855	592,840	288,198	1.6%	97.0%		
2003	854,662	1,870,000	859,408	569,779	284,883	3.9%	93.3%		
2004	830,158	1,890,000	987,813	551,583	278,575	3.2%	90.3%		
2005	804,912	1,920,000	1,170,000	541,518	263,394	1.8%	88.6%		
2006	773,163	1,940,000	1,333,000	515,206	257,957	4.9%	84.3%		
2007	728,930	1,970,000	1,489,000	476,739	252,191	7.5%	78.0%	AFOR II	8
2008	669,215	1,990,000	1,536,000	424,536	244,679	11.0%	69.5%		
2009	604,560	2,010,000	1,624,000	376,902	227,658	11.2%	61.7%	AFOR III	8
2010	541,955	2,060,000	1,689,000	330,552	211,403	12.3%	54.1%		
2011	493,128	2,080,000	1,690,000	291,916	201,212	11.7%	47.8%		
2012	449,632	2,090,000	1,737,000	259,039	190,593	11.3%	42.4%		
2013	406,009	2,090,000	1,804,000	224,936	181,073	13.2%	36.8%	1st Effective Comp Case	8
2014	368,671	2,090,000	1,904,000	197,294	171,377	12.3%	32.3%		
2015	335,269	2,090,000	2,000,000	172,741	162,528	12.4%	28.3%	Midsize Carrier Status	5
2016	302,692	2,090,000	1,996,000	150,064	152,628	13.1%	24.6%		
2017	269,186	2,090,000	1,995,000	129,415	139,771	13.8%	21.2%	SB 53 Passes	??
2018	241,291	2,100,000		112,454	128,837	13.1%	18.4%		??
2019								PRC Rulemaking	8

NM Telecom Regulation History- Key Events & Level of Regulation in RED

Date	Event—Qwest/CenturyLink total access lines in (bold)
1985	New Mexico Telecommunications Act Passed 10
2000	Amendments to NMTA eliminate rate of return regulation, implement AFOR, call for “an orderly transition from a regulated telecommunications industry to a competitive market environment.” (883K access lines)
2001	AFOR 1 approved 8
2004	NMTA amended to add mid-size carrier classification
2007	AFOR 2 approved 8
2009	AFOR 3 approved 8
2015	CenturyLink QC classified as a midsize carrier (335K access lines) 5
2017	SB 53 passed (269K access lines)..intent to reduce regulation
July 2017	CenturyLink QC files petition for rulemaking to implement SB 53
October 2017	Commission sponsors workshop to develop draft rules for consideration
December 2017	Stakeholders agree to work together towards consensus rules
December 2017- February 2019	No public activity in rulemaking. CenturyLink continues to operate under midsize carrier rules 5
September 2018	CenturyLink files petition requesting determination of effective competition for residential services based on SB 53’s 50% test (if CenturyLink QC serves less than 50% of customers in a wire center, effective competition is presumed).
December 2018	PRC takes its first action on effective competition petition by assigning the case to a hearing examiner (241K access lines) ?
February 2019	Staff presents proposed quality of service & consumer protection rules based on discussions among Staff, NMAG, Department of Defense/Federal Agencies, and City of Albuquerque. ?
March 2019	Commission issues Notice of Proposed Rulemaking based on Staff/NMAG/DOD/ABQ group rule proposal. ?
June 2019	PRC held hearing in rulemaking case.
September 2019	Hearing on effective competition case.
October30, 2019	PRC issues order- Consumer Protection & Svc Quality—for CenturyLink. 8