

Weatherization Program 2015 - 2016

MFA Legislative Oversight Committee

August 24, 2016

Presenters:

Amy Gutierrez, Program Manager

Troy Cucchiara, Green Initiatives Manager



Overview

- Reasons for weatherization
- Waiting lists and required units
- Savings for the state in dollars
- Gallons of water saved
- Furnaces replaced
- Radon study
- What is changing?

Weatherization is....

- A U.S. Department of Energy (DOE) funded program that **reduces energy costs** for low-income families, particularly for the elderly, people with disabilities and children, by improving the energy efficiency of their homes while ensuring their **health and safety**.

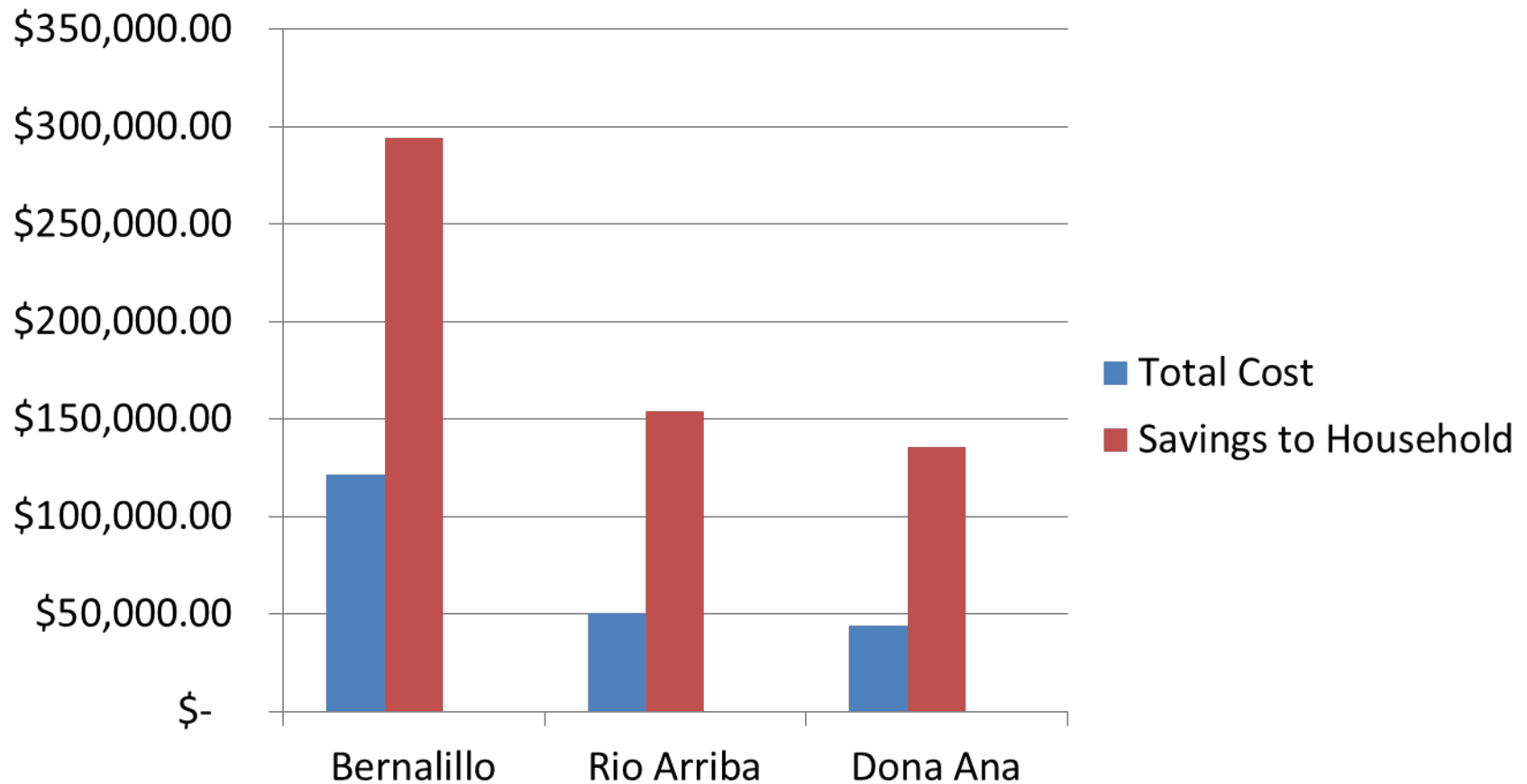
NM Energy\$mart

- Combines DOE funding with multiple funding sources to maximize the help available to New Mexico households.
- Total funding 2015 – 2016: \$5,630,000
 - DOE
 - LIHEAP
 - NM Gas
 - PNM
 - Xcel
 - Central Valley Co-Op
 - Columbus Co-Op
 - Climate Change Leadership Institute

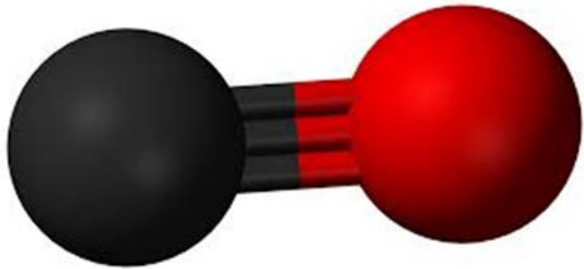
Why is weatherization beneficial?

- Reduces utility bills to New Mexico households in need
- Improves the health and safety conditions
- Lowers total energy usage
- Rely less on foreign energy sources

Energy Bill Reduction – savings vs. cost for a combination of refrigerators, insulation and duct sealing



Improves health and safety by eliminating hazards such as carbon monoxide, unvented space heaters and moisture issues



Lowers total energy usage and decreases pollution



Less reliance on foreign energy sources



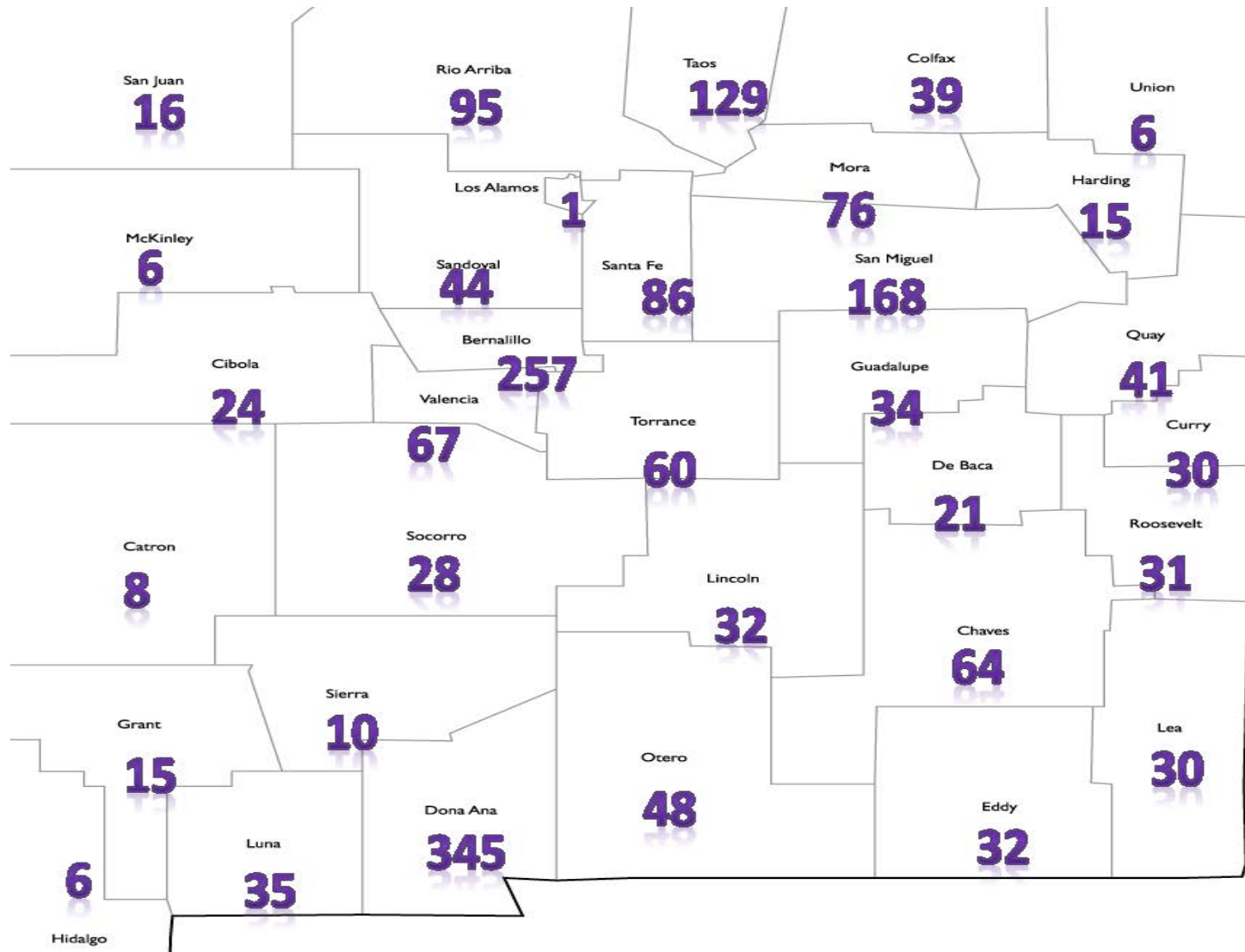
The Durability Factor

- Durability is increased by:
 - Keeping moisture on the warm side of a surface
 - Eliminating air and vapor travel through cavities
 - Keeping appliances in good working condition
 - Occupants having a sense of dignity about the home in which they reside

Waiting Lists by County

- History of program awareness
- Order depends on ranking system
 - 10 CFR 440 lists what can be used to rank households with:
 - Disabilities
 - Children
 - Elderly
 - High energy usage

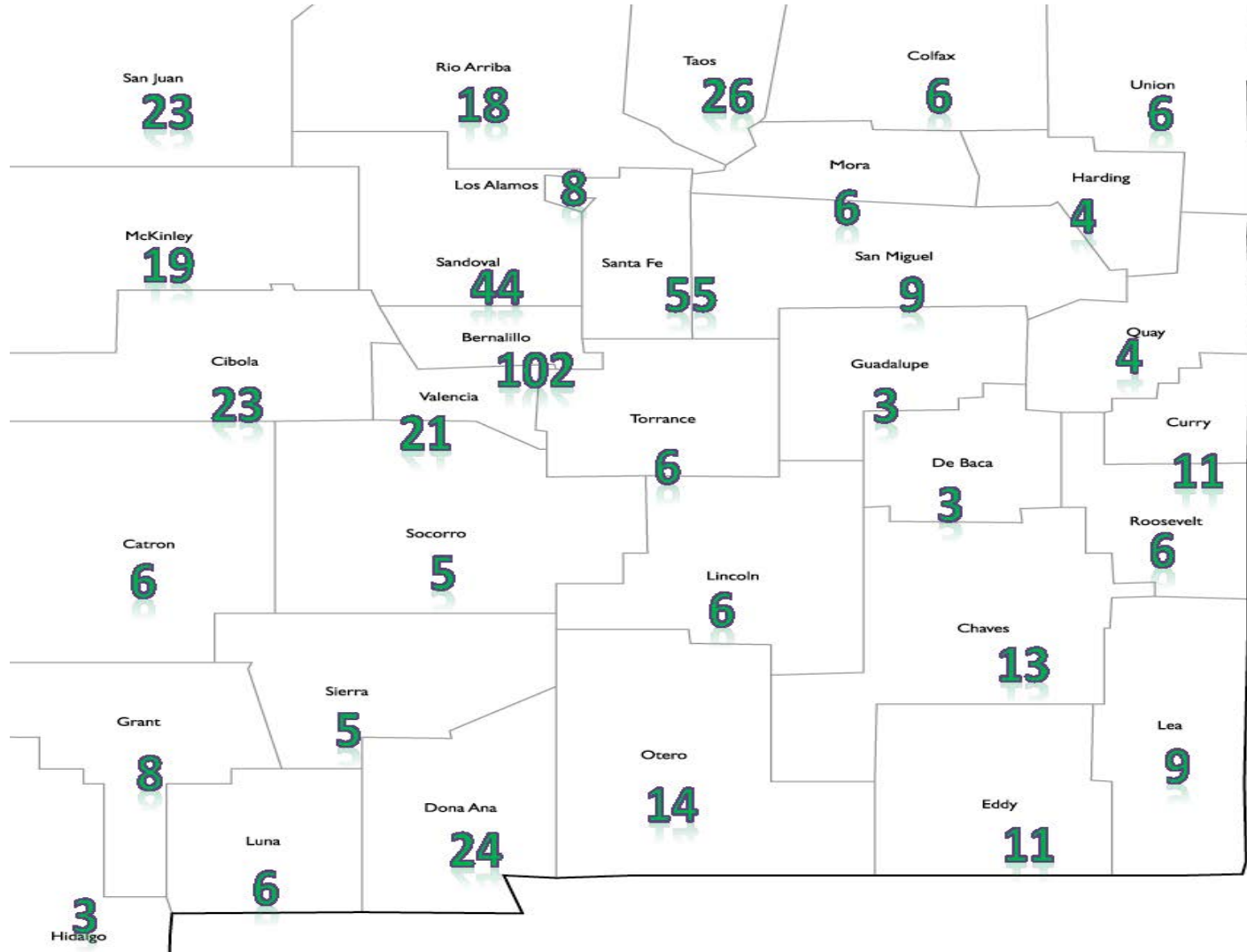
Waiting Lists by County (continued)



Available Units by County

- Dependent on funding and allocation formulas
- Based on per unit average of \$6,000

Available Units by County (continued)



Need vs. Available Funding

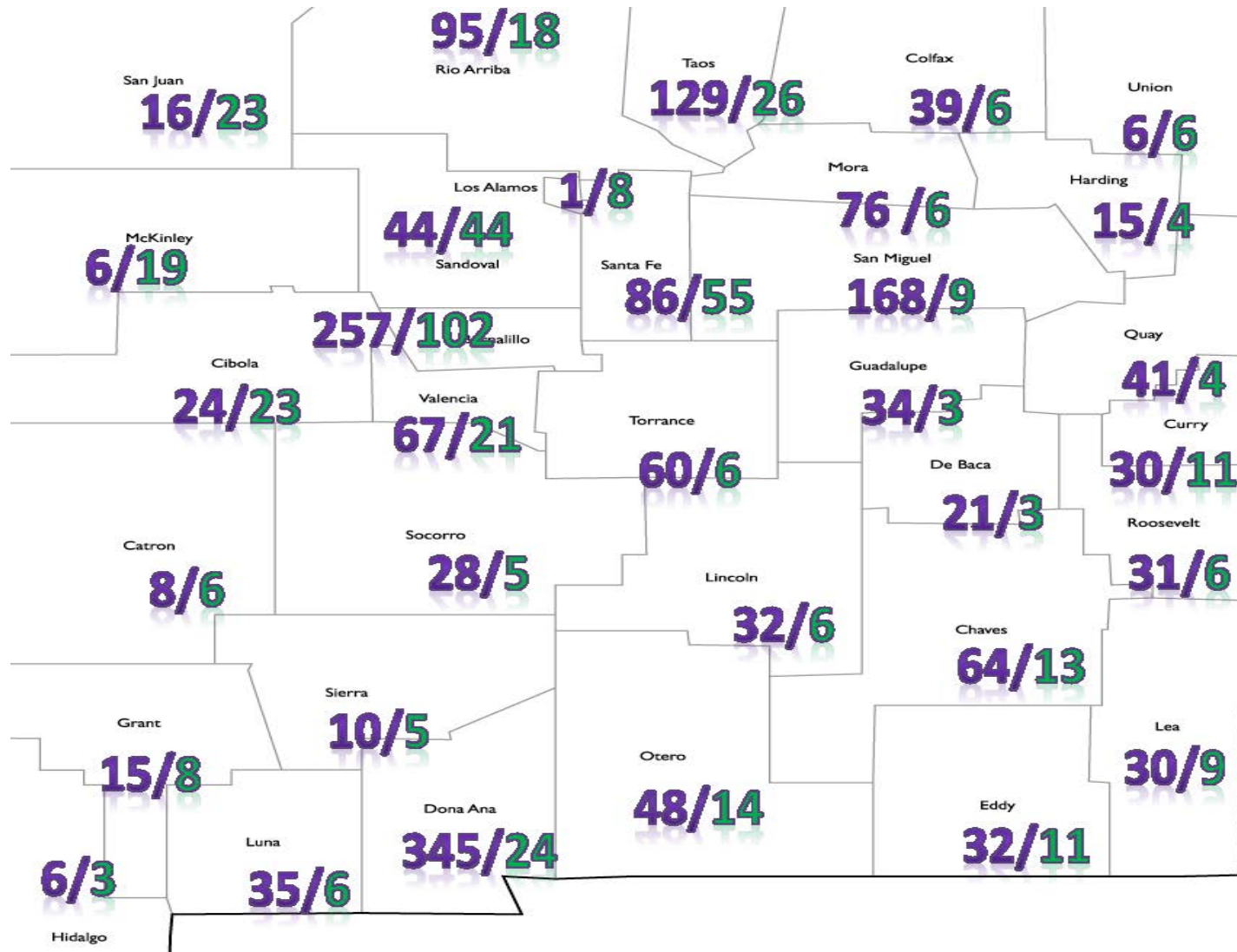
Waiting List

1899

Units

504

Need vs. Available Funding (continued)



Total Annual Dollars Saved for New Mexico Residents

- Estimated by energy modeling software
- Some measures have deemed savings
- Fuel source determines value

\$4,622,141

Annual Gallons of Water Saved

- 1.5 showerheads and 1.0 aerators
- Existing fixture rating
- Average number of occupants per household
- Total units retrofitted
- Continues to add up over time

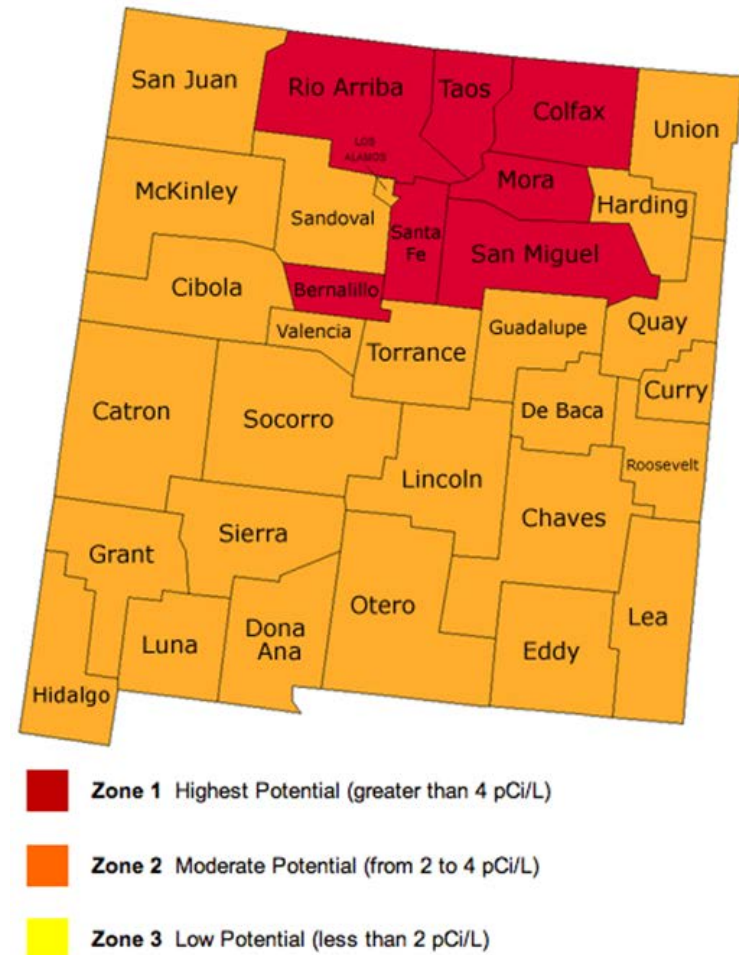
\$8,397,920

Furnace/Heating System Replacement

- Replacement is cost effective
- Old unit is unsafe
- Old unit is inoperable
- 470 furnace/heater replacements from July 2015 to June 2016

Ventilation Fans and Radon

- http://weatherization.ornl.gov/Retrospectivepdfs/ORNL_TM-2014_367.pdf
 - 12 percent radon reduction
- New Mexico will participate in next study



Trends in how the program is changing

1970s

- Blindly sealing air drafts
- Sometimes insulation
- No appliance replacement
- Little to no client education
- One funding source

Now

- Test driven weatherization
- As much insulation as possible
- Health and safety appliance replacement
- High emphasis on client education
- Multiple leveraging funding sources

Nationally recognized success

- Field guide “Deck of Cards” used by 23 other states
- New Mexico is asked to present program at national conferences
- NM Energy\$mart Academy
 - Funded during American Recovery and Investment Act
 - Not only still existing but thriving by training other states