

Legislative Health & Human Services Committee

Aging & Long-Term Services Department

September 2, 2021

Agenda


New Mexico's Senior Landscape

The Aging Network

COVID-19 Response and Vaccination Efforts

FY23 Budget Request

2022 Legislative Priorities



**By 2030,
New Mexico will
have the **FOURTH**
largest senior
population in the
nation.**

New Mexico's Senior Landscape

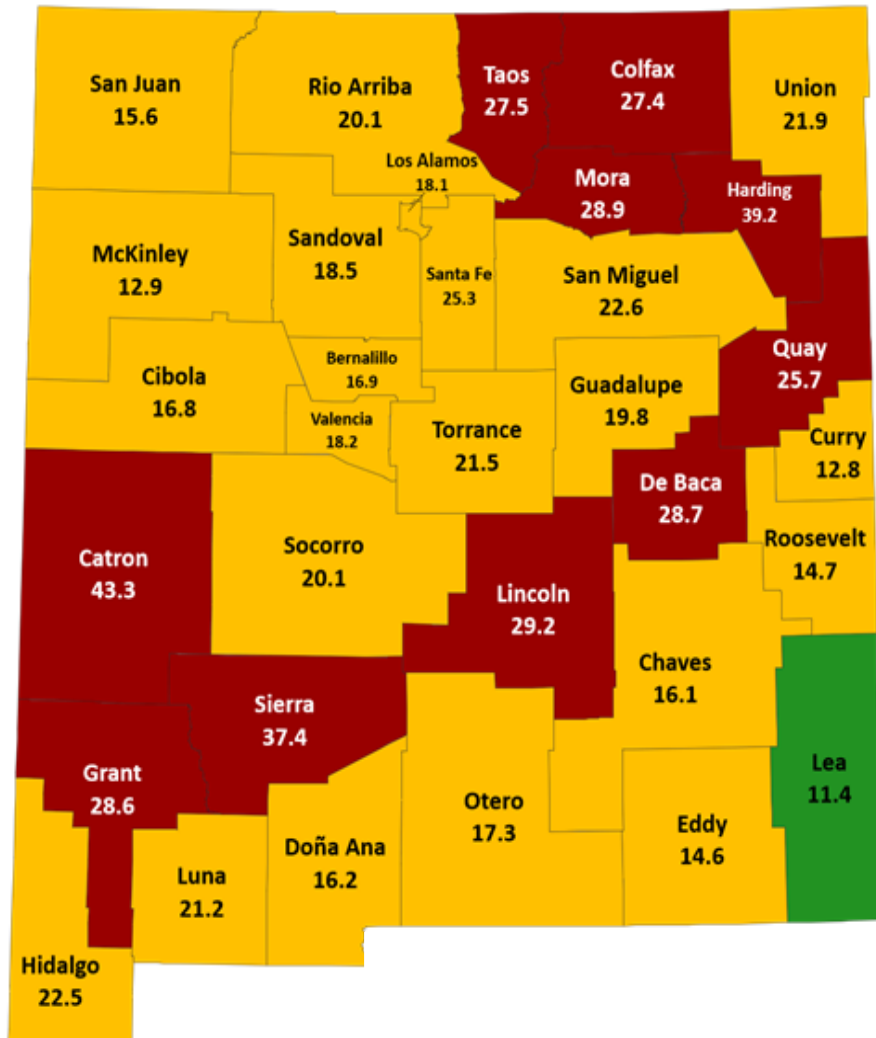
Access Issues:

- Health Care
- Social Services
- Transportation

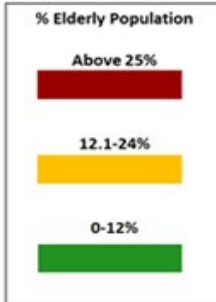
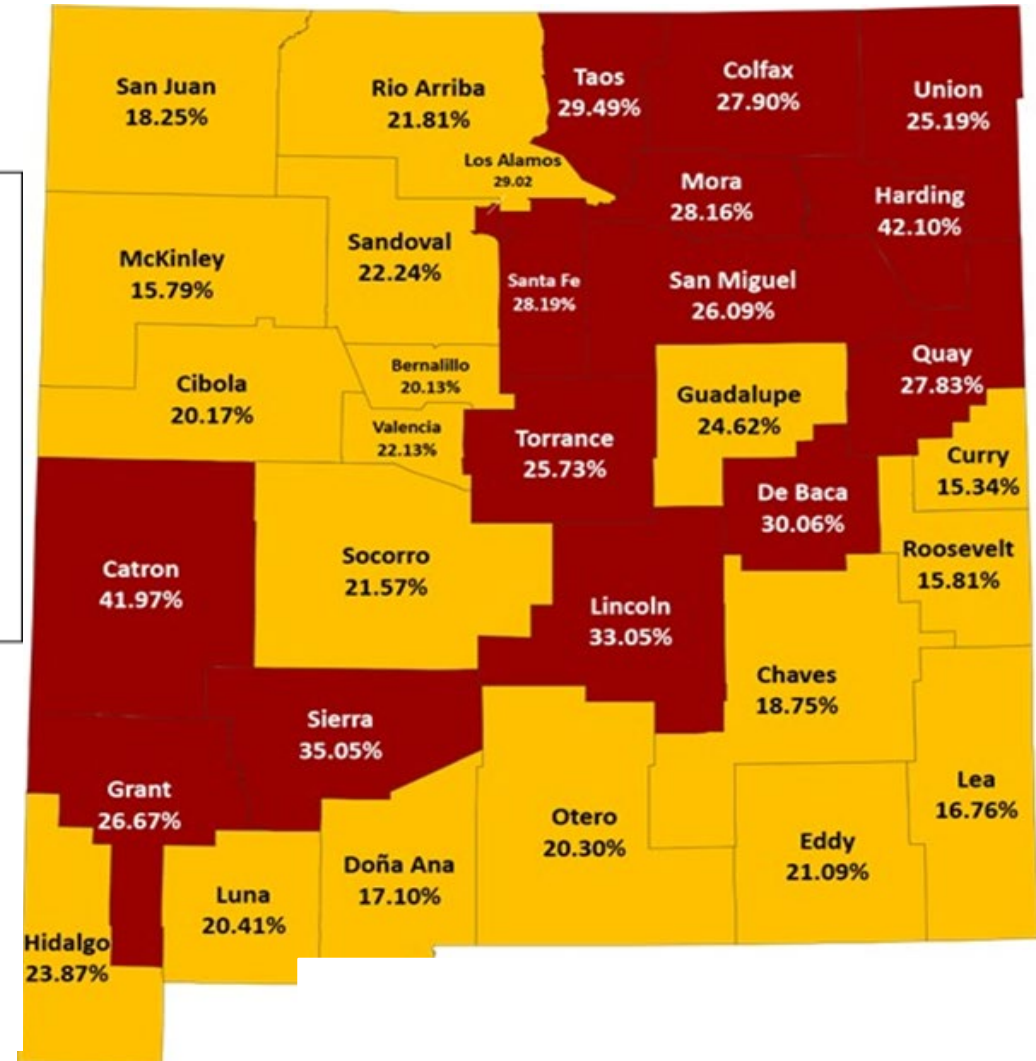
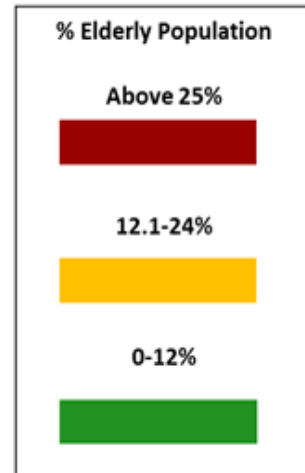
New Mexico Senior Population

2019: 513,276 → 2030: 714,870

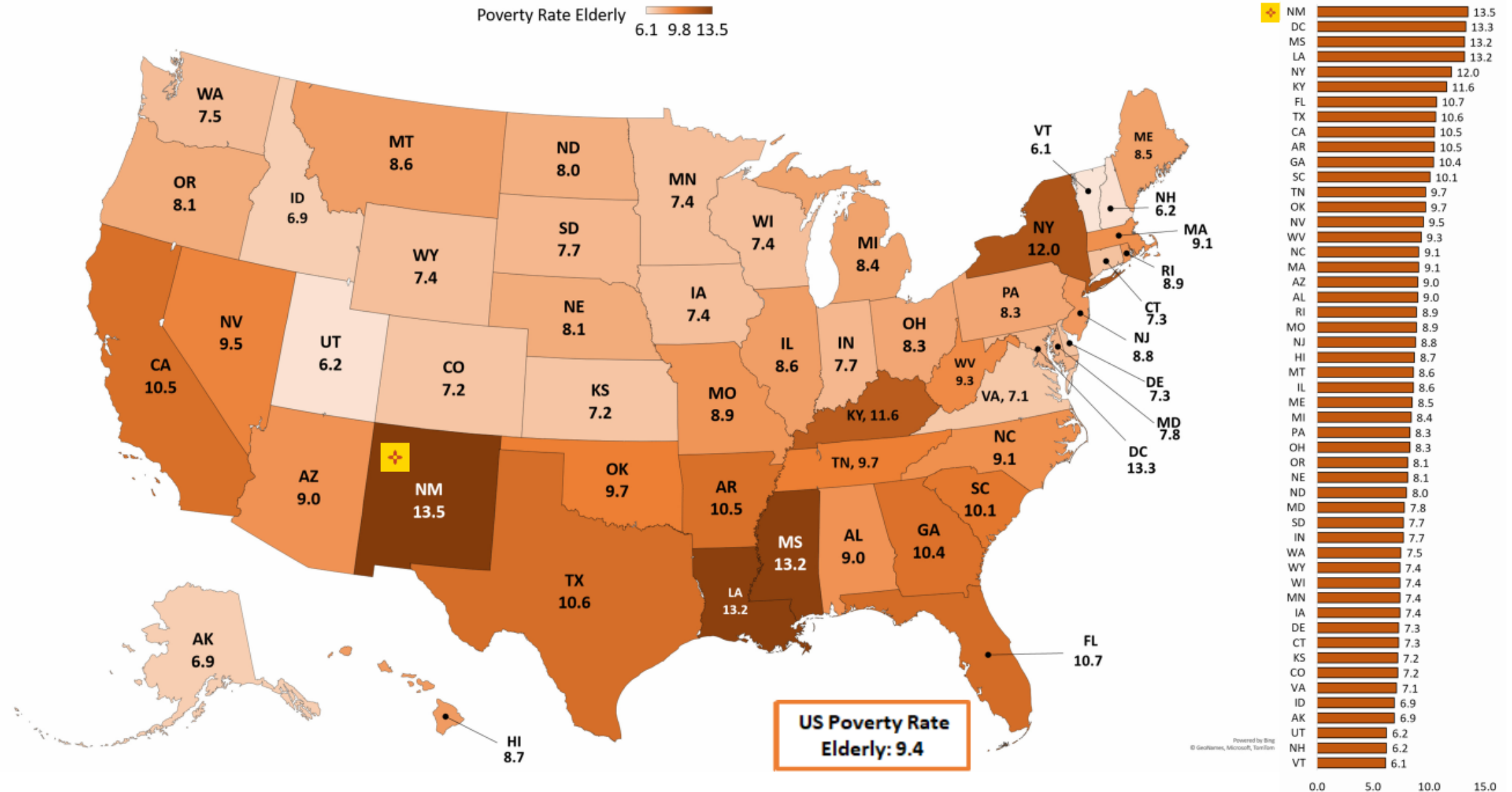
Percent 60+ Population 2019



Percent Projected 2030 Population 60+



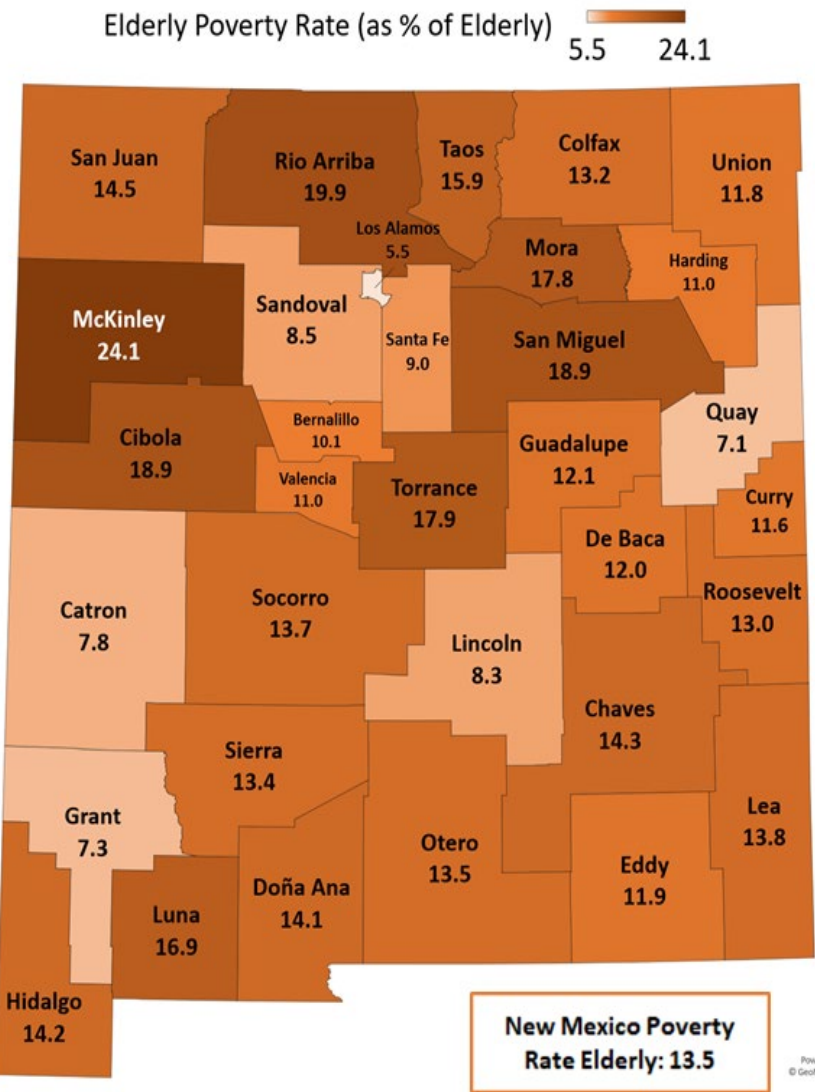
U.S. Poverty Rate Elderly (65+ Years) by State as of 2019



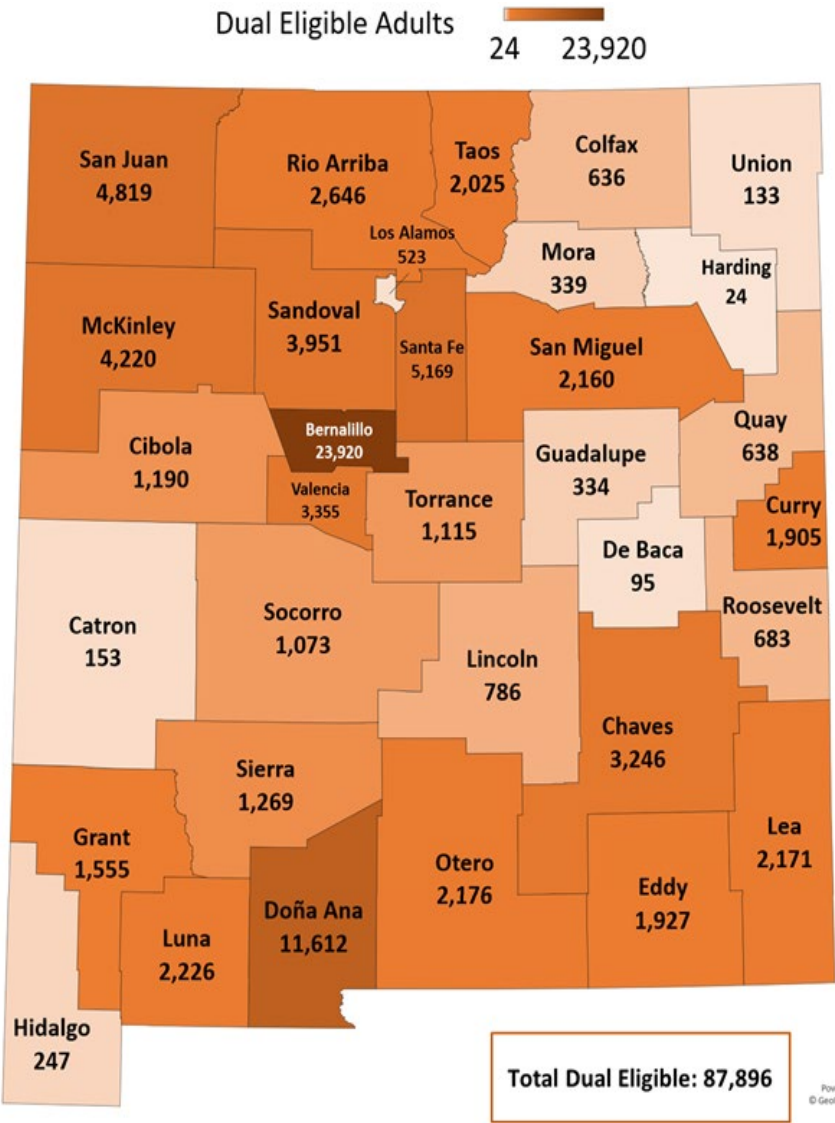
Source: U.S. Census Bureau, 2019 American Community Survey 1-Year Estimates, data.census.gov

New Mexico Senior Population Cont.

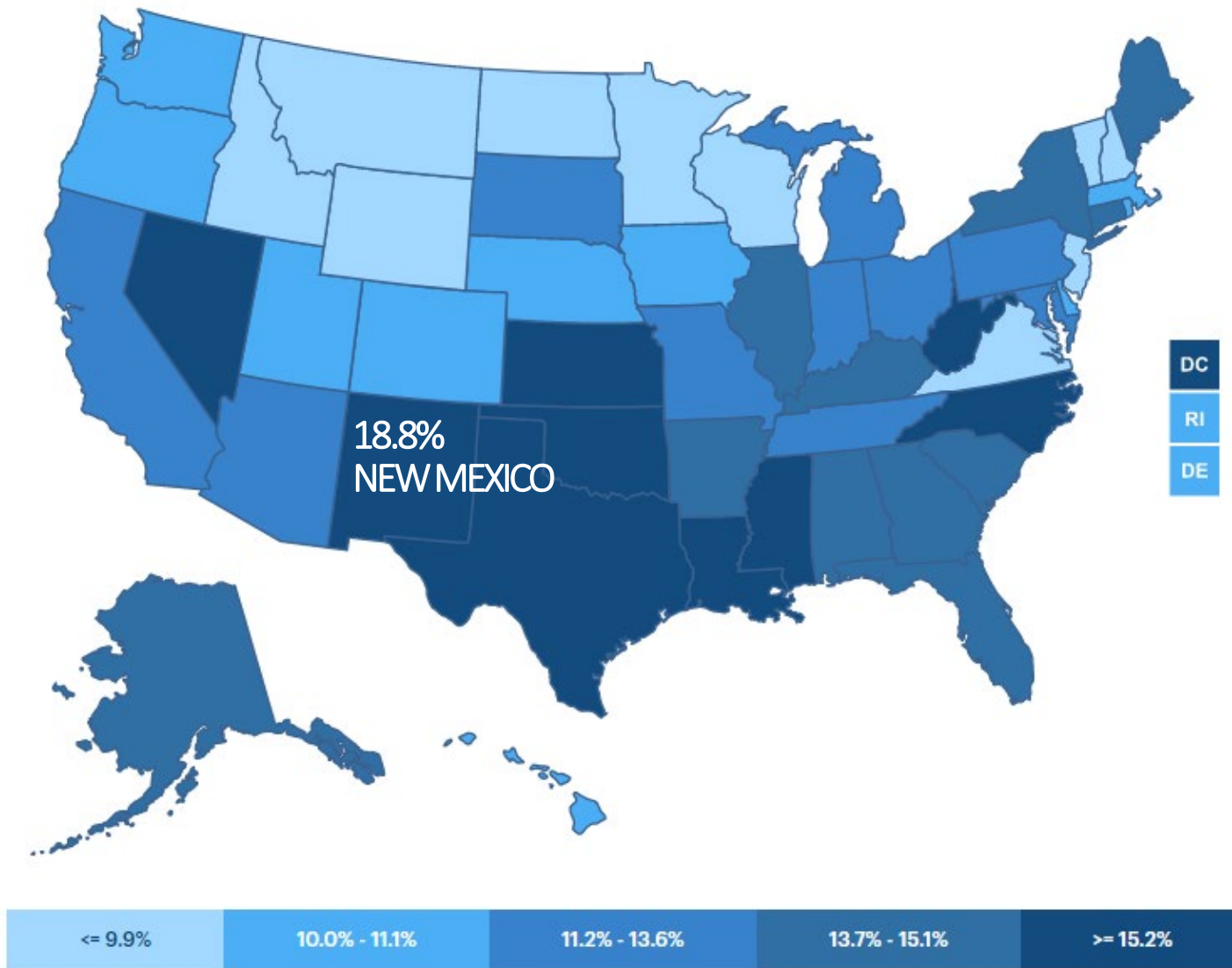
Nationally, in 2018 there were an estimated 12.2 million people who qualified for both Medicare and Medicaid.



~ 192,000 have internet access
~ 51,000 seniors living in poverty
~ 87,896 who are dual eligible



Percentage of adults ages 60 and older who faced the threat of hunger in the past 12 months (2-year estimate)



Food Insecurities within the Senior Population

New Mexico has the second highest percentage of hunger threats for adults 60+ in the nation.



Public & Supportive Housing Needs



- Shortage of low income and supportive housing and 30% of our senior population is at or below the poverty level



- Most will spend more than half their income on housing alone per month



- Failure to address these shortages can lead to continued price increases as well as put a halt to economic growth



- We want to invest and partner on housing, by providing capital to local governments and non-profits.



- Major need is more HUD vouchers, which must happen at the federal level.

3% did not have telephone service



Only 26% were in the labor force



62,162 (13%) lived below the poverty line



Approximately 2% were living with at least one grandchild



18% lived in a renter-occupied housing unit; 46% of these older adults paid at least 30% of their income toward rent



41,132 (12%) of households (with older adults) received Food Stamps/Supplemental Nutrition Assistance Program (SNAP) within the last 12 months



NEW MEXICO SENIORS & HOUSING



Senior Isolation

Isolation

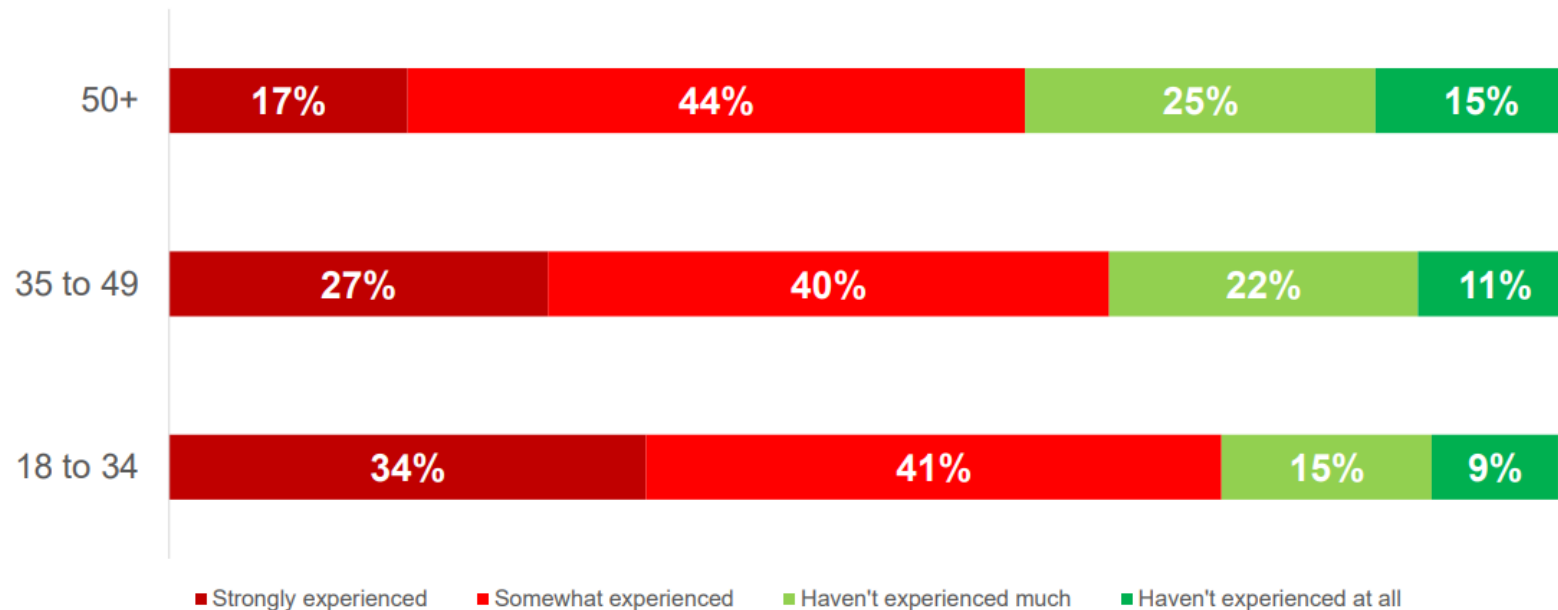
Pandemic Has Created Loneliness Epidemic, New Report Shows

AARP Foundation and United Health Foundation survey finds older adults more at risk

by Michelle R. Davis, AARP, October 8, 2020 | Comments: 6



More than six in 10 adults 50+ report experiencing social isolation since the pandemic began; however, those 18 to 34 are more likely to report experiencing this



Results of Isolation in Aging Adults:

- Anxiety
- Depression
- Loneliness
- Frustration
- Tiredness
- Failure to thrive

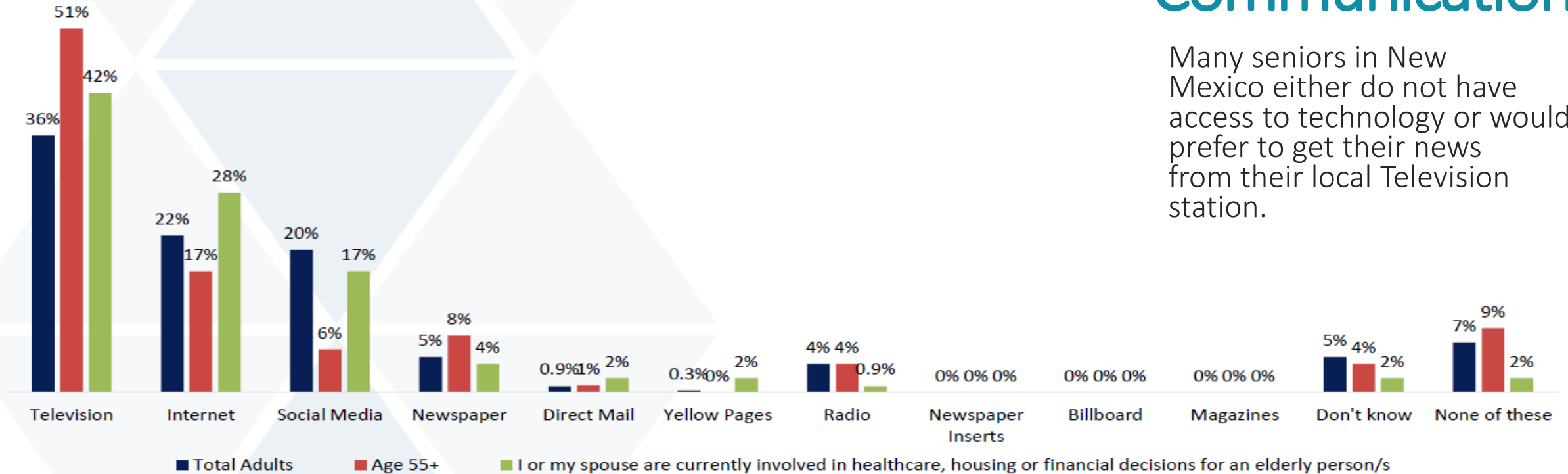
Thinking about the definition of social isolation that you just read, to what extent have you or a loved one experienced social isolation since the beginning of the COVID-19 pandemic? (N=985 age 50+, N=528 age 35-49, N=497 age 18-34).

Influential Medium

Which one of the following media types is most influential?

Preferred Communications

Many seniors in New Mexico either do not have access to technology or would prefer to get their news from their local Television station.



Source: Marshall Marketing 2021

HEARST
television

A 2018 survey found that "People aged 65 and older are most likely to prefer in-person communication, with 45% of them saying it is their favorite way to communicate."

So, what are we doing....



Creating a continuum that doesn't just connect people to resources but builds out programs that are sustainable parts of our system and expansions of our services. We're forming a network to support New Mexico's seniors so they can live independent, thriving lives.

Developing a Care Continuum



Community: Food Insecurity



TOTAL FOOD BOXES DISTRIBUTED
FY21 - FY23

509,866 Meals to 36,419 seniors

Southern NM
15,123

Northwest
NM 1,860


Southwest
NM 938

Eastern NM
3,113

Northern NM
9,129

Navajo Nation
2,554

Tribes and
Pueblos 3,192



New Mexico Grown

- Pilot Project in FY19-15 senior center sites (50k) and in FY22 expanded the initiative to 36 senior centers (147k)
 - Supports New Mexican farmers
 - Improves food quality for seniors
 - FY23 Expansion to increase allocation amounts and programs/senior centers.
- Legislative Ask: \$500,000 for New Mexico Grown

ALTSD & Aging Network

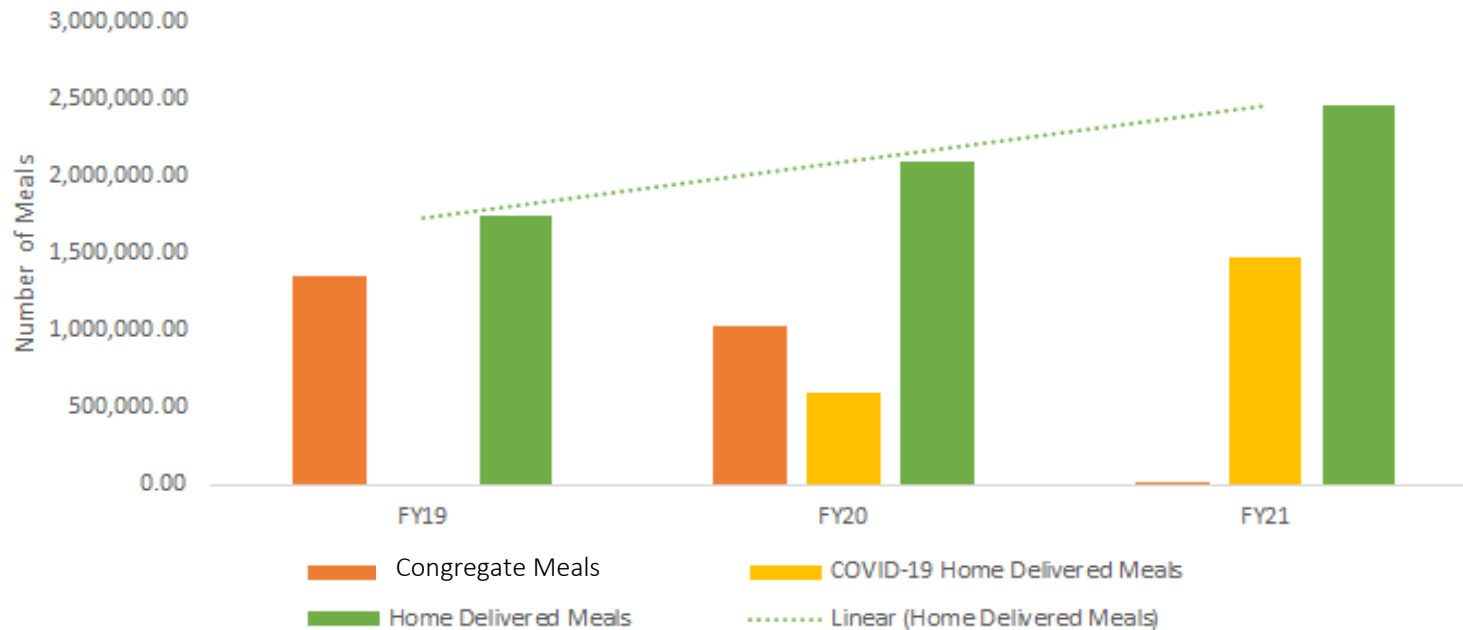
- Rural in-house food pantries at senior centers, which includes hygiene products for seniors and APS clients in need.
 - Legislative Ask: \$400,000 for Food Pantries
- Working towards combatting food insecurities within each ALTSD division, each will be asking questions about food, nutrition, and hunger in order to connect clients with food services and resources.

Increases in the 'cost of doing business'

There was a supply and demand issue due to COVID

- An estimated 10% in raw food costs
- An estimated 20% increase in packaging and supplies
- Senior meals continued even during the height of the pandemic and there were outbreaks and businesses had to close - ex: collaborating with local restaurants

Senior Meals FY19 - FY21



Outreach & Communication

Aging and Disability Resource Center sustained a 31% increase in calls from FY20

Total Calls to the ADRC	
FY21	78,794
FY20	59,973

	SHIP - Fall Open Enrollment 2018 - 2020 (calendar year)		
	2018	2019	2020
Individual	1,006	1,687	1,963
Group	1,072	4,527	411

Addressing Community Issues

HOUSING

Leveraging federal grant to provide APS and at-risk clients with supportive housing, provide a network and support to maintain adult age in place and live in the community.

APS CASE MANAGEMENT

Creating an APS case management unit to work with clients that require a higher level of intervention and specialized work. This will decrease recidivism and increase successful case outcomes. Specializing in work with hoarding, mental health and substance abuse in incapacitated clients.

FEDERALLY DESIGNATED ARPA FUNDING – ELDER JUSTICE ACT - APS

Creating more robust community services to meet the needs of clients beyond home and day care services.

COMMUNITY HEALTH WORKERS

Collaborating with UNM to train APS staff on Community Health Worker training. This training will equip APS workforce with specialized training and leverage the relationship building community health workers develop in order to increase rapport.

TITLE XX FUNDING

Transitioned 200+ clients to community-based services historically funded through APS funding, this has created the ability to diversify the spending in this grant to target other importance initiatives.

VETERAN SUPPORT

Located Caregivers for Veterans in the rural areas due to scarcity during the pandemic. Processed background checks and Employee and Employer paperwork on behalf of the Veterans. Assisted DOH with operations at the Veteran's Home and CERD collaborations with DVS.

New Initiatives

The ALTSD team worked to find creative solutions to help mitigate the devastating effects of isolation felt by thousands across the state who live in Long-Term Care facilities.

4000+ Letters
Letter Writing

100,000+
Wellness Checks

\$135k to 358 Seniors
Utility Assistance Program.

Covid Safe Supplies

**Create and Connect:
Senior Social Hour**

Expanded Visitation & iPads

Senior Serenades

APS Senior Companion Launch



Senior Employment Program

- Partnership with CNM and Workforce Solutions to begin training of older workers as community health workers or peer support workers creating a pipeline of supportive work to seniors in need.

Caregiver Cooperative Development

- Partnership with Cooperative Catalyst of New Mexico to develop and support cooperative startups dedicated to caregiving in rural areas of the state

“New Mexico New”

- Statewide centralized platform connecting New Mexico businesses with senior workers

Veteran-Focused Services

- Provided Information and training on Covid related topics for Veterans/Families and Caregivers.
- Worked on spending plans with Veterans to ensure they got their needs met for their safety and well-being.

APS Caregiving Incentives

- Provided contractors with opportunity to create a plan targeting hiring, staffing shortages, and create retention. Focused efforts on rural areas of the state. APS allocated **\$500,000** to home and day care contractors in FFY21.

Tribal Elder Workforce Development

- Needs assessment with rural tribal areas

Workforce Development

Caregiver Shortage

- Low pay
- Stress
- COVID
- Burnout



COVID-19 isn't over....

52,345 individual calls to seniors

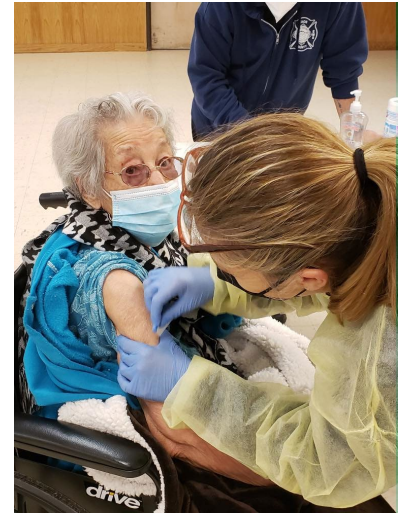
37,794 vaccines in arms

5,174 vaccine registrations completed

95 rural senior vaccine clinics organized

66.7% average staff vaccination rate for senior center staff.

Partnered with Vida Pharmacy and Bernalillo County to provide at-home vaccinations for those in need and in collaboration with the Aging Network providers.



Community: Vaccination Efforts





Long-Term Care Facilities

Cases, vaccinations, and guidance

4 Dedicated COVID Staff
6 Additional Contributing Staff
17 Months and Counting
309 Long-Term Care Facilities
500,000 Seniors

LTC COVID-19 Directives and Guidance Issued

Rapid Response
and Hot Spot
Protocols

Visitation Guidance
(updated 5 times)

Quarantine
Guidance

Transfer and
Discharge Flexibility

PPE Requirements
and Request Forms

Polling Place
Guidance & Voting
Facilitation

Visitation Protocol

Compassionate
Care Visits

Salon Guidance

Activities Guidance

10 Letters of
Direction for DOH

Crisis Staffing
Instructions

Billing Instructions
for Testing

Temporary Crisis
Testing Instructions

Medical
Appointments
Instructions

Vaccination
instructions

Federal Pharmacy
Partners
Instructions

Continued
Vaccination in LTCs
Instructions Vida
Pharmacy

2 - Home Health
and Hospice LOD's

Holiday Guidance

Sick Staff
Instructions

LTC Outside
Employment
Instructions

Non-medical
transportation

200+ condolence calls to families affected by COVID-19 death

561 LTC Rapid Responses completed since May 2020 by staff

1,200+ calls by 4 staff for direction on testing, staffing, vaccination, visitation, and infection control

368,699 tests administered in LTCs

578 COVID patients received treatment at the COVID-only nursing home and were discharged

Long-Term Care Facility COVID-19 Response

Long-Term Care Facility Average Vaccination Rates

As of 8/16

*Partnering with local and
national pharmacies for
booster doses*

NEW MEXICO

	STAFF	RESIDENTS
Skilled Nursing Facilities	73.2%	85.4%
Assisted Living Facilities	78.5%	92.5%

NATIONALLY

	STAFF	RESIDENTS
Skilled Nursing Facilities	60.5%	82.8%



Budget

CATEGORY	COST
ALTSD Workforce Office of Indian and Elder Affairs, APS, IT, Aging Network	\$1,620,000.00
Continuing Care Act Compliance	\$100,000.00
Senior Employment Program	\$200,000.00
NM Grown	\$500,000.00
IT Infrastructure	\$600,000.00
Statewide Food Pantries	\$400,000.00
AAA Providers	\$2,600,000.00
TOTAL FY23 Request	\$6,020,000.00

FY 23 Budget Priorities

FY 23 Budget Priorities cont.

Kiki Saavedra
Senior Dignity
Fund

\$6,500,000.00 +
Spending Authority
Language
