

Fifth Judicial District Court

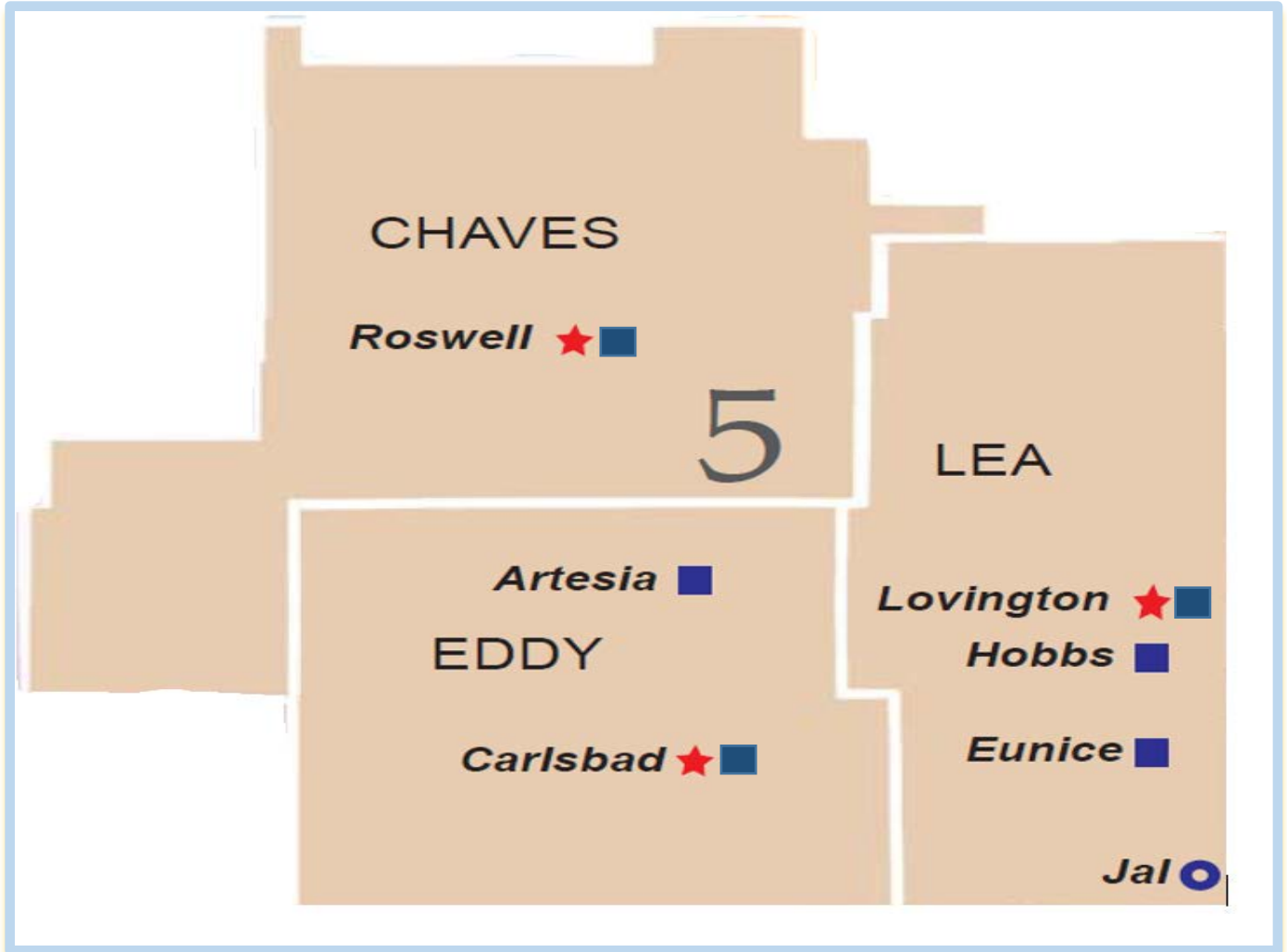
Chaves, Eddy, and Lea Counties

Budget Presentation

FY23

Chief Judge James M. Hudson
District Court Judge
575-624-0859
rosdjmh@nmcourts.gov

Kennon Crowhurst
Court Executive Officer
575-622-2565
rosdkmc@nmcourts.gov



11 District Court Judges

9 Magistrate Court Judges

20 Total Judges

88 District Court Employees

40 Magistrate Court Employees

128 Total Employees

3 District Court facilities

7 Magistrate Court facilities

10 Total Facilities

FIFTH JUDICIAL DISTRICT SUMMARY OF BUDGET REQUESTS

Human Resources Cost Increases Request:

Cost = \$375,800


- ***HR Generalist*** ***\$ 53,500***
- ***Certified Court Monitor*** ***\$ 55,500***
- ***Attorney Senior*** ***\$101,300***
- ***Judicial Specialist 2*** ***\$ 53,600***
- ***Warrant Enforcement Clerk (60% funding)*** ***\$ 28,800***
- ***Judicial Specialist 2 (.5 FTE to 1.0 FTE)*** ***\$ 26,800***
- ***Judicial Salaries (2% recurring)*** ***\$ 56,300***

Judgeship Request:

Cost = \$251,300

- ***District Court Judgeship*** ***\$179,200***
- ***Trial Court Administrative Assistant*** ***\$ 72,100***

TOTAL REQUEST = \$627,100



FIFTH JUDICIAL DISTRICT

EDDY COUNTY JUDGESHIP Caseload Information

Between FY13 and FY19, caseloads at the Eddy County District Court increased 1483 cases for a total increase of 40.7% and an average increase of 6.7% per year (see Caseload below).

Changes in hearings and the elimination of in-person trials due to COVID-19 have had a negative impact on FY20 and FY21 caseloads and docketed events; however, it is our belief that caseloads and docketed events will rebound once the global pandemic ends and regular life returns.

Additionally, according to the 2020 U.S. Census, Eddy County's population (62,314) grew 15.8% over the 2010 U.S. Census population (53,829), making it the County in New Mexico with the highest population growth rate during the last decade.

	Jury Trials	Caseload	Docket Events	
FY13	23	3639	59,494	Steady increases in the Caseload and number of Docketed Events in the Eddy County District Court. Although there have been decreased filings since the beginning of the pandemic, we believe this number will return to pre-pandemic levels.
FY14	24	3959	68,551	
FY15	51	4290	73,097	
FY16	40	4321	77,248	
FY17	35	4442	84,319	
FY18	38	4642	82,798	
FY19	23	5122	85,416	
FY20 (COVID)	16	3595	70,458	
FY21 (COVID)	14	3508	66,106	



Figure 22: Summary of Calculations for Determining the Need for District Court Judicial Officers by Judicial District

	A	B	C	D	E
Judicial District	Total case-specific work minutes (sum of filings x case weights)	Judicial Officer average available minutes for case work/year	Estimated # of FTE judicial officers needed (A/B)	Current # of authorized FTE judicial officers	Difference between current # and # needed (D-C)
1	869,043	82,731	10.5	9.0	1.5
2	2,700,492	82,670	32.7	27.0	5.7
3	861,514	82,555	10.4	8.0	2.4
4	254,024	82,397	3.1	3.0	0.1
5	1,080,738	82,321	13.1	11.0	2.1
6	281,017	77,924	3.6	4.0	-0.4
7	212,163	64,625	3.3	3.0	0.3
8	259,161	70,324	3.7	3.0	0.7
9	360,310	81,599	4.4	5.0	-0.6
10	76,658	73,417	1.0	1.0	0.0
11	705,621	81,873	8.6	8.0	0.6
12	373,388	75,655	4.9	4.0	0.9
13	938,617	81,722	11.5	8.0	3.5
State			110.9	94.0	16.9

Fifth Judicial District Judgeship need = 2.1 Judges

Figure 22: Summary of Calculations for Determining the Need for District Court Case Processing Staff by Judicial District

	A	B	C	D	E
Judicial District	Total case-specific work minutes (sum of filings x case weights)	Case processing staff average available minutes for case work/year	Estimated # of FTE case processing staff needed (A/B)	Current # of authorized FTE	Difference between current # and # needed (D-C)
1	3,537,912	79,667	44.41	38.00	6.41
2	10,214,733	79,667	128.22	124.00	4.22
3	3,302,417	79,667	41.45	36.00	5.45
4	943,132	79,667	11.84	12.00	-0.16
5	4,316,116	79,667	54.18	42.00	12.18
6	1,085,182	79,667	13.62	14.00	-0.38
7	834,707	79,667	10.48	13.00	-2.52
8	1,000,692	79,667	12.56	12.00	0.56
9	1,448,090	79,667	18.18	16.00	2.18
10	311,288	79,667	3.91	6.00	-2.09
11	2,792,585	79,667	35.05	32.50	2.55
12	1,486,920	79,667	18.66	15.00	3.66
13	3,658,167	79,667	45.92	31.50	14.42
State			438.48	392.00	46.48

Figure 23: Summary of Calculations for Determining the Need for Magistrate Court Case Processing Staff by Court Location

	A	B	C	D	E
Court Location	Total case-specific work minutes (sum of filings x case weights)	Case processing staff average available minutes for case work/year	Estimated # of FTE case processing staff needed (A/B)	Current # of authorized FTE	Difference between current # and # needed (D-C)
Los Alamos	84,259	76,207	1.11	1.00	0.11
Chama	77,561	76,207	1.02	9.50	-8.48
Española	671,312	76,207	8.81	0.00	8.81
Santa Fe	1,641,557	76,207	21.54	18.00	3.54
Anthony	469,298	76,207	6.16	0.00	6.16
Hatch	3,686	76,207	0.05	0.00	0.05
Las Cruces	2,090,932	76,207	27.44	27.50	-0.06
Santa Rosa	216,641	76,207	2.84	2.00	0.84
Mora	175,958	76,207	2.31	2.00	0.31
Las Vegas	527,356	76,207	6.92	6.00	0.92
Roswell	690,817	76,207	9.06	8.00	1.06
Carlsbad	556,376	76,207	7.30	6.50	0.80
Artesia	224,968	76,207	2.95	3.00	-0.05
Emunice	16,484	76,207	0.22	1.00	-0.78
Hobbs	502,931	76,207	6.60	6.00	0.60
Jal	18,720	76,207	0.25	0.00	0.25
Lovington	405,372	76,207	5.32	4.50	0.82
Silver City	595,960	76,207	7.82	6.00	1.82
Bayard	210,466	76,207	2.76	2.50	0.26
Lordsburg	276,421	76,207	3.63	4.00	-0.37
Deming	479,326	76,207	6.29	6.00	0.29
Tor C	330,661	76,207	4.34	4.00	0.34
Socorro	383,042	76,207	5.03	5.50	-0.47
Moriarty	192,135	76,207	2.52	4.00	-1.48
Estancia	140	76,207	0.00	0.00	0.00
Quemado	1,142	76,207	0.01	0.00	0.01
Reserve	39,047	76,207	0.51	1.00	-0.49
Raton	195,749	76,207	2.57	2.00	0.57
Springer	126,568	76,207	1.66	2.00	-0.34
Taos	460,940	76,207	6.05	5.50	0.55
Clayton	65,812	76,207	0.86	1.50	-0.64
Questa	7,784	76,207	0.10	0.00	0.10
Clovis	648,542	76,207	8.51	8.50	0.01
Portales	217,806	76,207	2.86	4.00	-1.14
Fort Sumner	42,894	76,207	0.56	1.00	-0.44
Roy	8,665	76,207	0.11	1.00	-0.89
Tucumcari	240,613	76,207	3.16	4.00	-0.84
Gallup	1,046,789	76,207	13.74	14.50	-0.76
Aztec	1,008,959	76,207	13.24	11.50	1.74
Farmington	838,509	76,207	11.00	12.50	-1.50
Carriazo	107,514	76,207	1.41	2.00	-0.59
Ruidoso	265,244	76,207	3.48	3.00	0.48
Alamogordo	810,297	76,207	10.63	9.00	1.63
Grants	420,503	76,207	5.52	5.00	0.52
Bernalillo	794,429	76,207	10.42	8.50	1.92
Cuba	177,177	76,207	2.32	2.50	-0.18
Los Lunas	673,280	76,207	8.83	7.00	1.83
Belen	473,289	76,207	6.21	6.00	0.21
State			256.06	239.00	17.06

Judicial Specialist needs:

12.1 District Court employees needed

2.7 Magistrate Court employees needed

5th Judicial District Court

Quick Facts

➤ Comprised of **Chaves, Eddy, and Lea Counties**

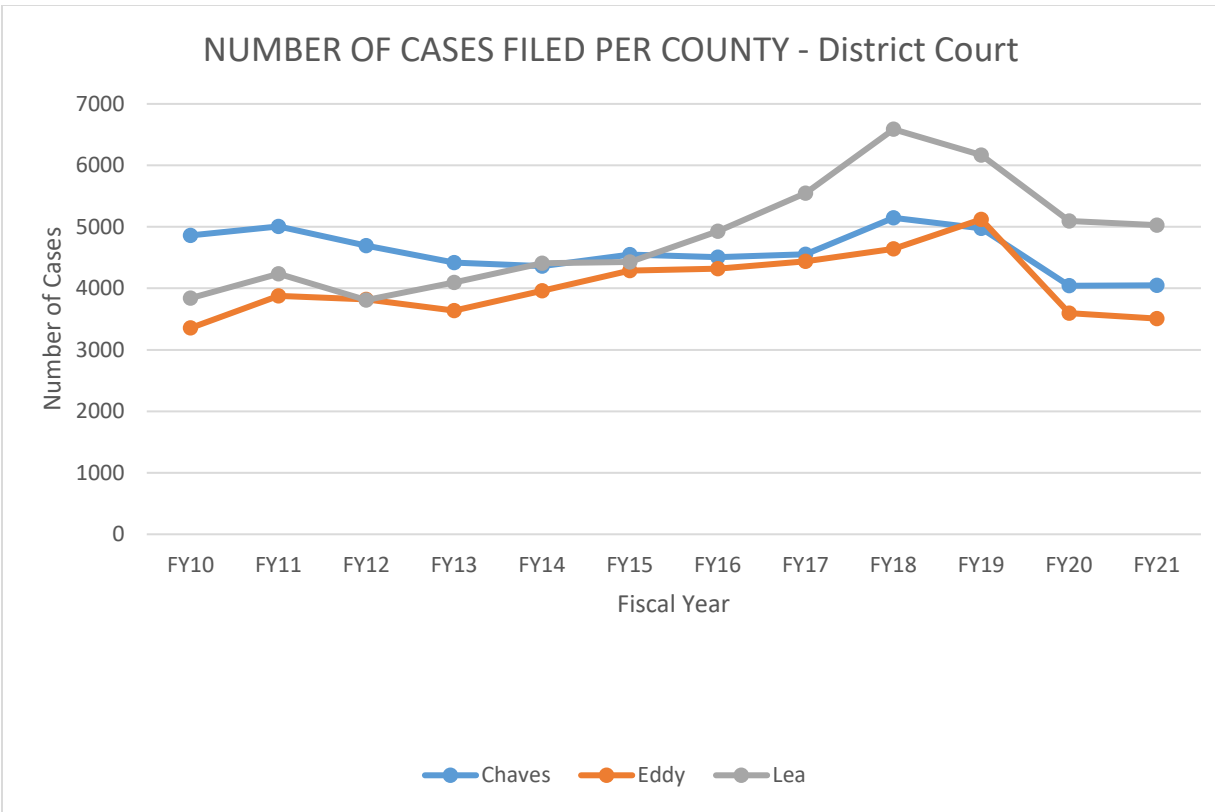
➤ 11 District Judges

- Chief Judge James Hudson – Chaves County
- Judge Dustin Hunter – Chaves County
- Judge Jared Kallunki – Chaves County
- Judge Thomas Lilley – Chaves County
- Judge Jane Shuler-Gray – Eddy County
- Judge Lisa Riley – Eddy County
- Judge Eileen Riordan – Eddy County
- Judge William G. W. Shoobridge – Lea County
- Judge Mark Sanchez – Lea County
- Judge Lee Kirksey – Lea County
- Judge Michael Stone – Lea County

➤ 77 Employees

➤ Population 201,926 (Census 2020)

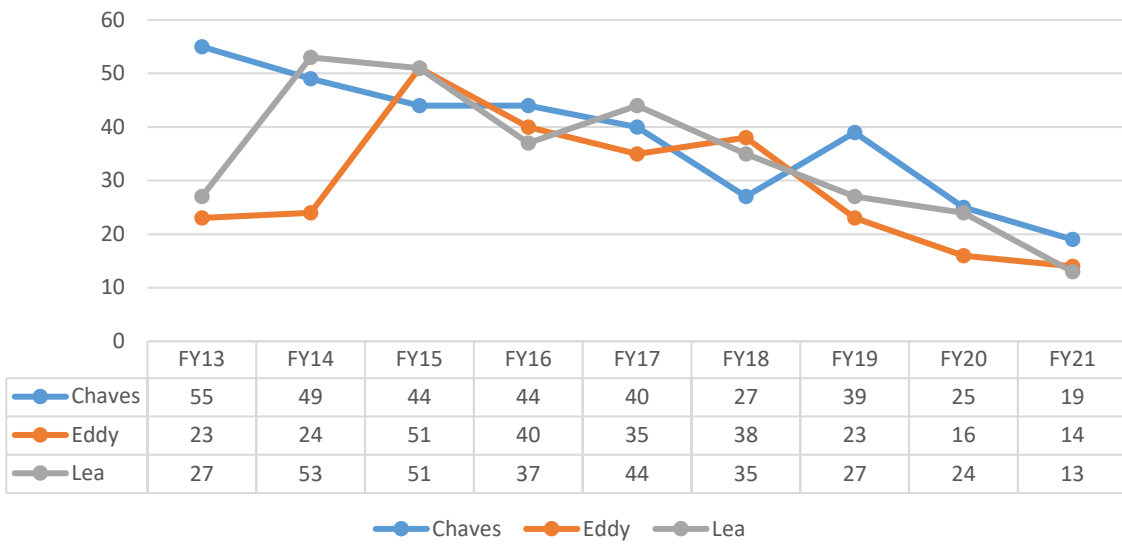
➤ 14,667 sq. miles of the State of New Mexico



NUMBER OF CASES FILED PER COUNTY - District Court

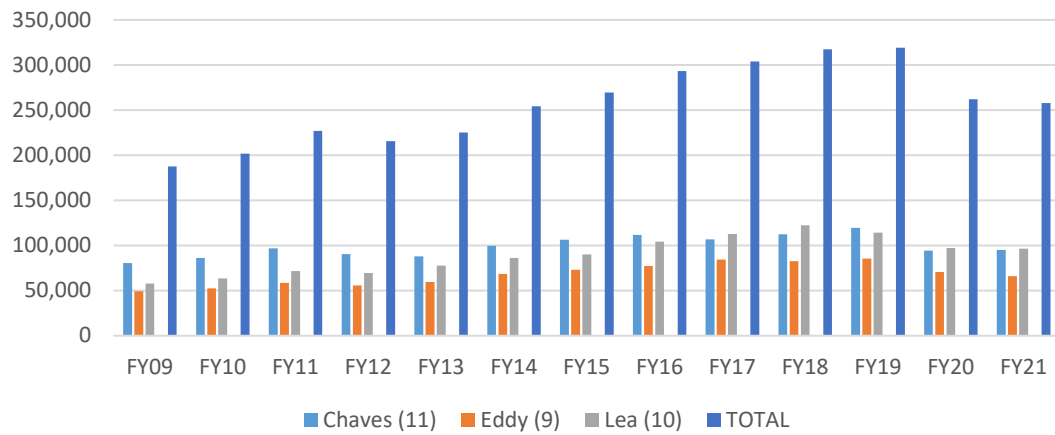
	Chaves	Eddy	Lea	TOTALS
FY09	4719	3252	3381	11352
FY10	4859	3356	3840	12055
FY11	5006	3876	4236	13118
FY12	4693	3822	3810	12325
FY13	4418	3639	4097	12154
FY14	4362	3959	4407	12728
FY15	4549	4290	4431	13270
FY16	4508	4321	4927	13756
FY17	4554	4442	5548	14544
FY18	5147	4642	6587	16376
FY19	4977	5122	6167	16266
FY20	4042	3595	5096	12733
FY21	4048	3508	5030	12586

Jury Trials



Jury Trials - District Court				
	Chaves	Eddy	Lea	
FY13	55	23	27	105
FY14	49	24	53	126
FY15	44	51	51	146
FY16	44	40	37	121
FY17	40	35	44	119
FY18	27	38	35	100
FY19	39	23	27	89
FY20	25	16	24	65
FY21	19	14	13	46

Number of Events Docketed - District Court



Number of Events Docketed - District Court				
	Chaves (11)	Eddy (9)	Lea (10)	TOTAL
FY09	80,397	49,173	57,999	187,569
FY10	86,057	52,570	63,336	201,963
FY11	96,840	58,497	71,660	226,997
FY12	90,485	55,646	69,395	215,526
FY13	87,926	59,494	77,845	225,265
FY14	99,696	68,551	86,196	254,443
FY15	106,352	73,097	89,925	269,374
FY16	111,729	77,248	104,166	293,143
FY17	106,721	84,319	112,726	303,766
FY18	112,260	82,798	122,229	317,287
FY19	119,598	85,416	114,278	319,292
FY20	94,417	70,458	97,291	262,166
FY21	95,218	66,106	96,615	257,939

5th Judicial Magistrate Court

Quick Facts

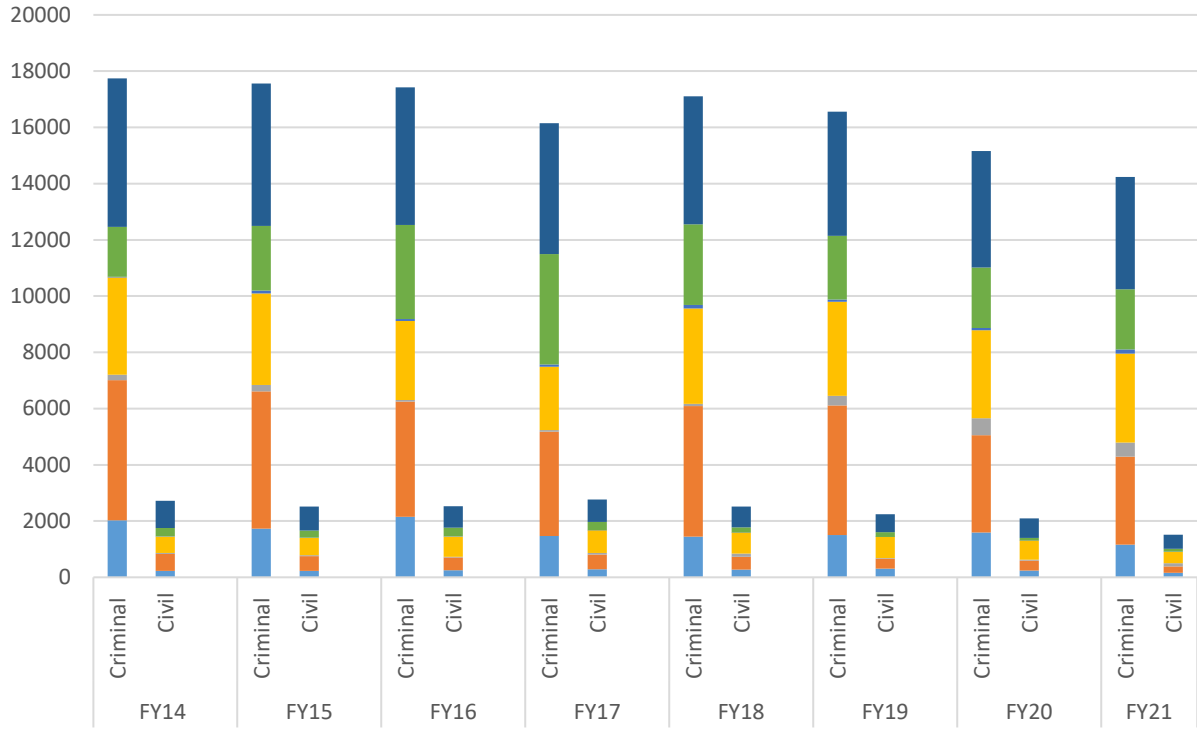
- Comprised of **Chaves, Eddy, and Lea Counties**

- 9 Magistrate Judges
 - Judge Jimmy Foster – Artesia
 - Judge D’Ann Read - Carlsbad
 - Judge Kelly Calicoat – Carlsbad
 - Judge James Jones – Eunice/Jal
 - Judge Willie Henry – Hobbs
 - Judge Clipper Miller – Hobbs
 - Judge David Finger – Lovington
 - Judge K. C. Rogers – Roswell
 - Judge E.J. Fouratt – Roswell

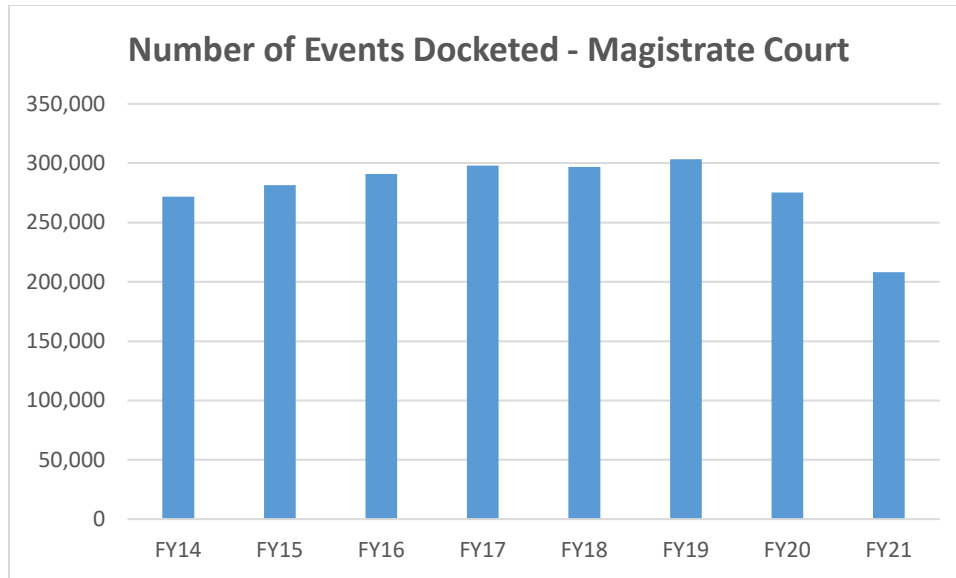
- 31 Employees

- 7 Locations

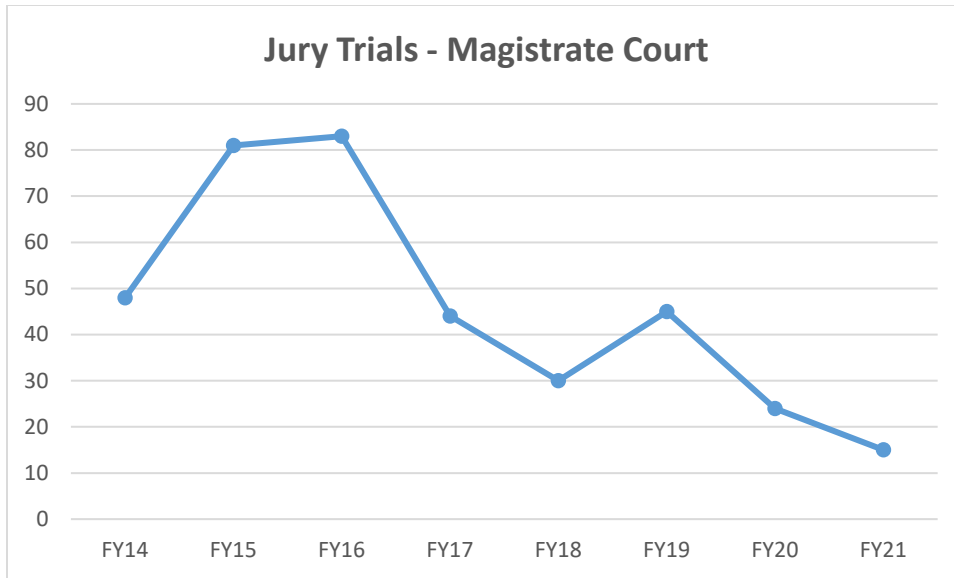
Caseload - Magistrate Court



		Caseload by Magistrate Court							
		Artesia	Carlsbad	Eunice	Hobbs	Jal	Lovington	Roswell	
FY14	Criminal	2027	4979	194	3459	32	1775	5273	17739
	Civil	226	611	33	580	2	297	972	2721
FY15	Criminal	1731	4887	218	3260	105	2294	5060	17555
	Civil	233	524	30	616	9	253	850	2515
FY16	Criminal	2153	4092	57	2815	65	3350	4889	17421
	Civil	255	453	22	717	5	314	758	2524
FY17	Criminal	1468	3710	58	2257	76	3921	4661	16151
	Civil	286	522	53	811	6	290	794	2762
FY18	Criminal	1444	4646	74	3401	118	2874	4549	17106
	Civil	278	449	111	754	1	180	738	2511
FY19	Criminal	1506	4601	341	3348	85	2261	4414	16556
	Civil	306	351	31	749	3	163	644	2247
FY20	Criminal	1596	3458	603	3132	81	2144	4140	15154
	Civil	242	353	34	679	2	92	696	2098
FY21	Criminal	1157	3133	497	3171	141	2141	4001	14241
	Civil	162	231	106	405	2	107	503	1516



Number of Events Docketed - Magistrate Court							
	Artesia	Carlsbad	Eunice/Jal	Hobbs	Lovington	Roswell	
FY14	31,176	76,713	4,053	51,045	32,428	76,455	271,870
FY15	28,500	72,192	3,941	61,272	30,373	85,188	281,466
FY16	31,629	71,030	3,032	55,928	40,517	88,908	291,044
FY17	26,203	64,298	3,689	57,016	56,779	89,864	297,849
FY18	27,687	65,340	3,330	63,809	50,576	86,029	296,771
FY19	31,432	76,988	5,135	65,527	43,837	80,502	303,421
FY20	36,127	57,743	7,426	62,514	40,899	70,494	275,203
FY21	28,069	34,296	6,198	43,596	30,549	65,520	208,228



Jury Trials - Magistrate Court							
	Artesia	Carlsbad	Eunice/Jal	Hobbs	Lovington	Roswell	TOTAL
FY14	4	10	1	3	6	24	48
FY15	5	34	0	0	1	41	81
FY16	6	36	1	8	3	29	83
FY17	6	16	0	11	1	10	44
FY18	7	4	0	9	4	6	30
FY19	3	16	0	14	5	7	45
FY20	3	6	0	10	1	4	24
FY21	3	0	2	2	2	6	15



Chaves County Courthouse - newer construction



Chaves County Historical Courthouse - renovated



Eddy County Courthouse



Lea County Courthouse - current



New Lea County Courthouse – projected finish date Jan. 2021