

Presentation for the Legislative Education Study Committee

NM Vistas and School Designations


David Winjum, Ph.D.

Director

Research, Evaluation, and Accountability Bureau

December 18, 2024

Investing for tomorrow, delivering today.



*A Presentation by the
New Mexico Public
Education Department*

Context of Federal Requirements



ESSA requires state agencies to **differentiate schools** and requires state and LEAs* to post report cards publicly on an annual basis.



PED's Research, Evaluation, & Accountability Bureau carries out this requirement.




FALL
Annual Meaningful Differentiation of Schools:
Identification of schools in need of support

By JANUARY 15th
Annual Publication of the State Report Card

*In New Mexico, PED publishes LEA Report Cards on their behalf

Framing Accountability Requirements



The state’s plan for rating schools was approved by the U.S. Department of Education on October 18, 2024.



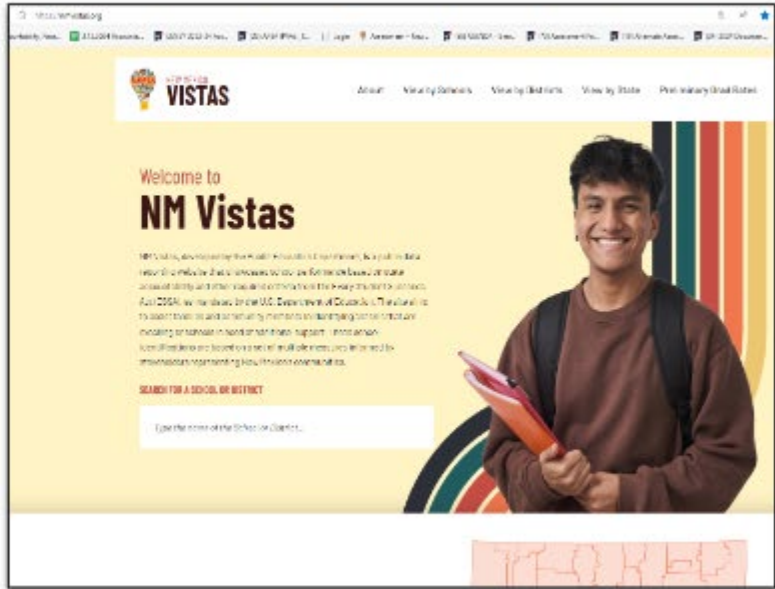
2023-24 ESSA Accountability Measures Overview

The framework for accountability and support is designed to align school performance indicators to the assessment for measuring comprehensive Academic Achievement, Academic Progress, Program in English Language Proficiency, School Quality & Student Success, and Graduation Rates, aligned to the State Student Success Act (ESSA) requirements for meaningfully differentiating schools. Each indicator is scored based on student outcomes in its respective area.

Overall scores are a scale of 0-15 for 0-3 schools and a scale of 0-100 for elementary, middle, and high schools, representing an aggregation of indicator outcomes, based on the weighting structure in the table below. If a school does not have data for an indicator (i.e., the measure is not scored), the points for that indicator are proportionally allocated to other indicators. The indicators below are included in a school's overall point calculation that determines the school's rating as published on NM Vistas.

Measure	Weight Score for Schools	Maximum # of Schools Scored	High School Points	ESSA Compliance Indicator
Math Proficiency	30%	10	15	Student Achievement
Reading Proficiency	20%	10	15	Student Achievement
Math Growth Score	30%	10	5	Academic Progress
Reading Growth Score	30%	10	5	Academic Progress
English Language Proficiency (ELP)	10%	10	5	ELP Program
School Proficiency	30%	10	10	School Quality & Student Success
Single Measures	10%	10	10	School Quality & Student Success
College & Career Readiness	30%	100	5	School Quality & Student Success
Graduation Rate Growth	30%	100	5	School Quality & Student Success
High School Senior Rate	30%	100	10	Graduation Rate
Upper Secondary Rate	30%	100	5	Graduation Rate
Lower Secondary Rate	30%	100	7	Graduation Rate
Health Care Access	30	100	100	

States must describe their accountability model.



State must make school ratings publicly available: NM VISTAS.

Overview

Under the new Consolidated State Plan:

- The PED has improved its measurement of proficiency and academic growth, in line with best practices in other states and in collaboration with the National Center for the Improvement of Educational Assessment.
- 173 schools have exited support status, in part due to these changes and in part due to support the PED provides to schools and school leaders.
- With a smaller number of schools identified for support, the PED can prioritize resources to the schools with the greatest need.

Improvement in Proficiency Calculation

Proficiency Index—for Reading, Math, and Science

- 2022-23: Was a student proficient or not?
 - This does not recognize school influence on struggling students or high performing students.
- 2023-24: Proficiency Index
 - Performance Level 1, Novice: 0 points
 - Performance Level 2, Nearing Proficient: 0.5 points
 - Performance Level 3, Proficient: 1 point
 - Performance Level 4, Advanced: 1.25 points
- 15 other states use an index method to report proficiency.

Proficiency Rate Versus Proficiency Index

- School A—100 students, 50% proficiency rate, 50% on proficiency index
 - Performance Level 1: 50 students
 - Performance Level 2: 0 students
 - Performance Level 3: 50 students
 - Performance Level 4: 0 students
- School B—100 students, 50% proficiency rate, 70% on proficiency index
 - Performance Level 1: 20 students
 - Performance Level 2: 30 students
 - Performance Level 3: 30 students
 - Performance Level 4: 20 students

Proficiency Rate Versus Proficiency Index

- Santa Fe High Mathematics, 2023-24
 - Proficiency Rate: 22.3%
 - Proficiency Index: 36.2%
- Cleveland High Language Arts, 2023-24
 - Proficiency Rate: 50.2%
 - Proficiency Index: 63.7%

Changes to Academic Growth Calculation

Student Growth Percentiles (SGPs)—for Reading and Math

- 2022-23: Change in school proficiency between this year and last year
- 2023-24: Individual student growth
 - Each student is grouped with every other student across the state who has a similar test score history.
 - Each student's test score growth is ranked as percentile.
 - Within schools and districts, the percentile of the median student is reported for each student demographic group.
- SGPs are in use by 23 states across the US, making them the most widely used type of academic growth measurement.

Changes to School Identification

Schools are identified as ATSI, CSI, and MRI every three years, most recently in the 2022-23 school year.

- 2022-23: Schools could exit from ATSI, CSI, and MRI every three years.
 - Schools could exit in the same years that new schools were identified.
- 2023-24: Schools can exit every year.
- Additionally, in 2023-24, schools are no longer identified with a designation of excellence.

Trends:

Comparison of 2022-23 and 2023-24 Designations

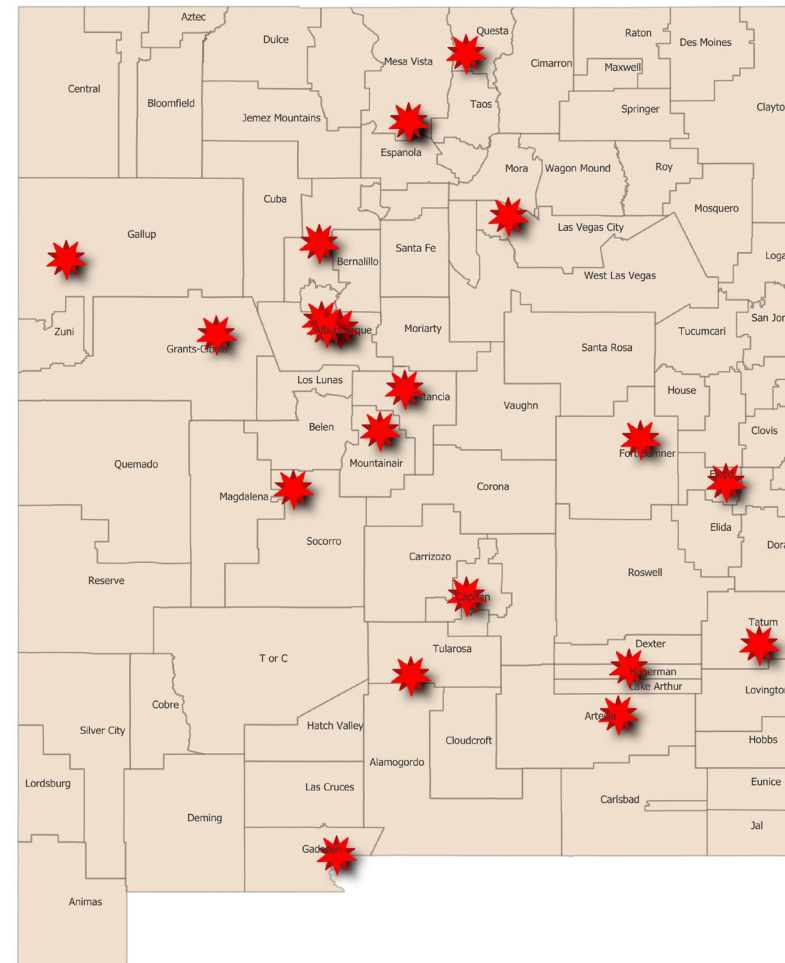
Designation	2022-23 Count	2022-23 Rate	2023-24 Count	2023-24 Rate
Spotlight	209	24.9%	215	25.7%
Traditional	381	45.4%	546	65.2%
TSI	1	0.1%	3	0.4%
ATSI	103	12.3%	4	0.5%
CSI	109	13%	43	5.1%
MRI	36	4.3%	26	3.1%
Support Status	248	29.6%	73	8.7%

Success Stories

215 Schools were identified as Spotlight schools in 2023-24.


- Spotlight schools are in the top 25%.
- 22 schools became Spotlight schools for the first time.
- Examples
 - Indian Hills Elementary in Gallup left ATSI for students with disabilities to become Spotlight.
 - Ojo Caliente Elementary in Mesa Vista left ATSI for Hispanic and economically disadvantaged students to become Spotlight

First time Spotlight schools

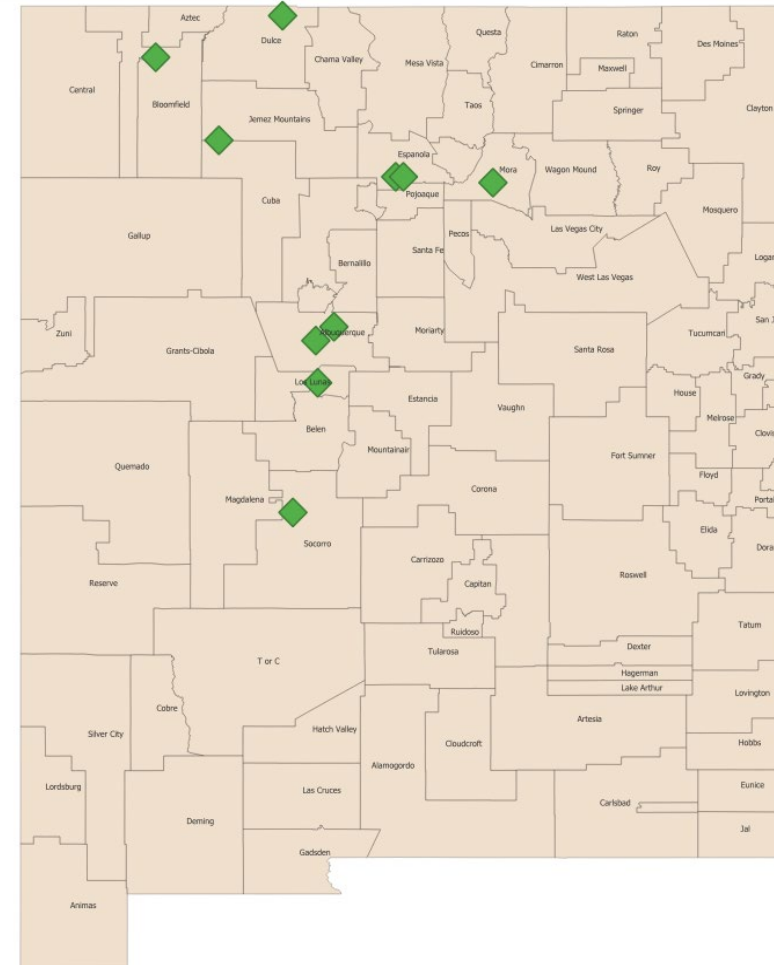


Success Stories

173 schools exited support status in 2023-24.

- 98 schools exited ATSI.
- 65 schools exited CSI.
- 10 schools exited MRI .
- Examples:
 - Charlie Y Brown Alternative left MRI.
 - 21st Century Public Academy left ATSI for students with disabilities.

Schools exiting MRI



How is the PED Supporting Schools?

With a smaller number of schools identified for support, the PED can prioritize resources from across the agency to the schools with the greatest need. This includes:

- Prioritization for Structured Literacy supports and opportunities.
- Targeted professional learning to support school improvement and transformation to include teacher teams.
- Monitoring and technical assistance through data driven site visits and cross collaborative supports from within the PED (Tiger Teams for ATSI/TSI Schools).

The Next Cohort of ESSA Designations, 2024-25

The PED will implement the CSP for a second year:

- Proficiency and academic growth will be calculated in the same way.
- Schools will have another opportunity to exit ATSI, CSI, and MRI.
- No new schools will be identified.
- Schools will next be identified in the accountability system for support in the 2025-26 school year .

Short Overview of Designations on NM Vistas

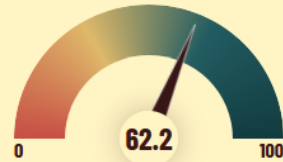
NM VISTAS REPORT FOR Indian Hills Elementary Print


OVERVIEW INDICATORS

SCHOOL YEAR **2023-2024** TOTAL ENROLLMENT **292** GRADES SERVED **PRE-K - 5TH** DISTRICT **GALLUP-MCKINLEY COUNTY SCHOOLS**
 ESSA SCHOOL DESIGNATION **SPOTLIGHT** 

School Score for Indian Hills Elementary

The school score helps families and communities identify schools that are doing well, schools that need the most support to improve, and schools that are in-between. The score is based on multiple quantitative measures of student success, academic performance, graduation rates for high schools, progress for English Learners, student attendance, and other measures of school quality and student success. Stakeholders across New Mexico communities provided input on the selection of the measures used to rate schools. The measures utilized for this specific school can be further reviewed using the dashboard below.



School Distinctions 









PROFICIENCIES

MATH PROFICIENCY	READING PROFICIENCY	SCIENCE PROFICIENCY
<p>32%</p> <p>The percentage of students proficient and above in math.</p> <p>Explore This Section</p>	<p>42%</p> <p>The percentage of students who are proficient and above in reading.</p> <p>Explore This Section</p>	<p>44%</p> <p>The percentage of students who are proficient and above in science.</p> <p>Explore This Section</p>

GROWTH

MATH GROWTH	READING GROWTH
<p>73rd</p> <p>The median growth of students in math compared to their peers who had similar scores on previous tests.</p> <p>Explore This Section</p>	<p>73rd</p> <p>The median growth of students in reading compared to their peers who had similar scores on previous tests.</p> <p>Explore This Section</p>

ADDITIONAL METRICS

ENGLISH LEARNER PROGRESS 	REGULAR ATTENDANCE 	EDUCATOR QUALIFICATIONS 
Explore This Section	Explore This Section	Data Coming in January 2025
PER-PUPIL EXPENDITURES 	SCHOOL CLIMATE 	ALTERNATE ASSESSMENT PARTICIPATION 
Data Coming in January 2025	Data Coming in January 2025	Data Coming in January 2025

NON-ESSA METRICS

Short Overview of Designations on NM Vistas

Indian Hills Elementary

2023-2024

Reading Proficiency

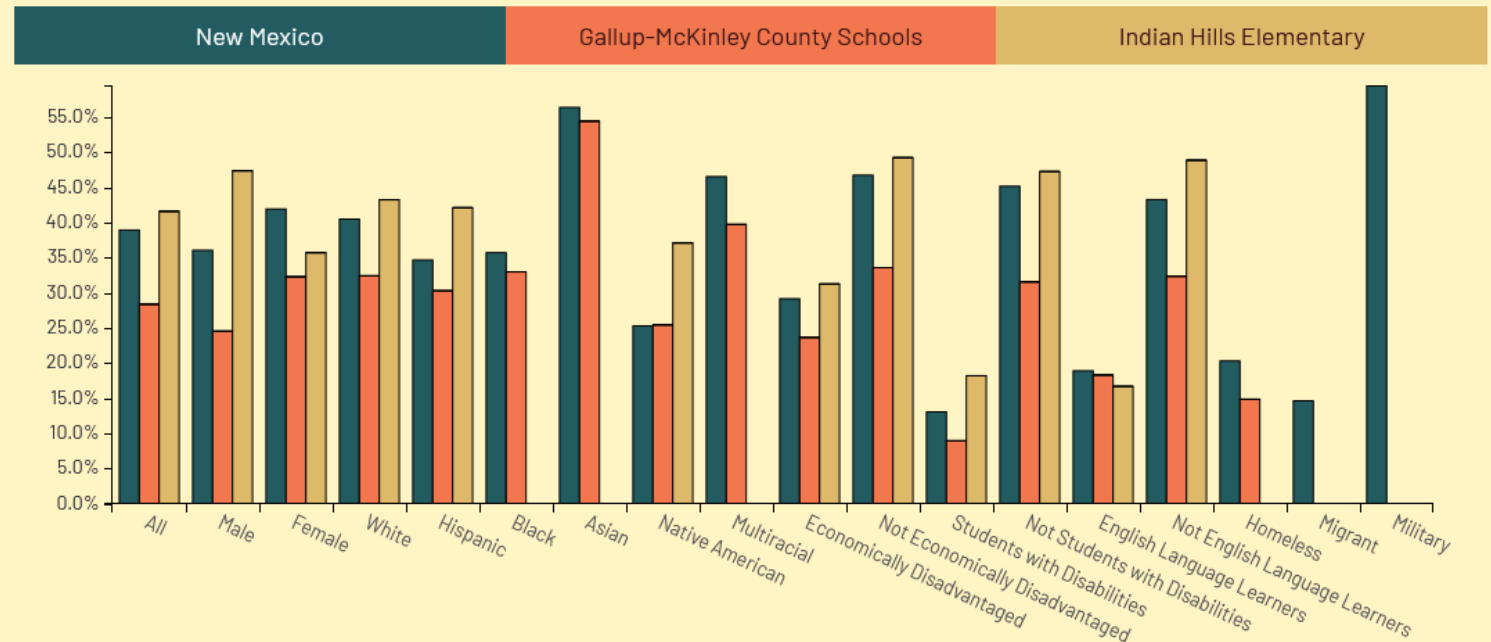
42% OVERALL READING PROFICIENCY

The percentage of students whose ability in reading is at the expected level, or higher, for the student's grade.

Students in 3rd through 8th and 11th grade are assessed in reading. Students in grades 3-8 take the NM Measures of Student Success & Achievement (NM-MSSA) or Dynamic Learning Maps (DLM). Students in grade 11 take the SAT or DLM.

For schools that do not enroll students in grade 3 or higher, students take the Istation ISIP Early Reading assessment.

The reading proficiency rate may be adjusted by the number of students who participated in the assessment.



Toggle Table

Thank you!

For Questions

David Winjum, Director

Research, Evaluation, and Accountability

David.Winjum@ped.nm.gov

(505) 469 - 2061



Trends:

Comparison of 2021-22, 2022-23, and 2023-24

Designation	2018-19 Count	2021-22 Count	2022-23 Count	2023-24 Count
Spotlight	223	186	209	215
Traditional	446	434	381	546
TSI	n/a	4	1	3
ATSI	107	108	103	4
CSI	94	72	109	43
MRI	n/a	31	36	26
Support Status	201	211	248	73

How Do Schools Exit ATSI, CSI, and MRI?

CSI and MRI

- "1. The overall index exceeds the 5th percentile, and"
- "2. The absolute value of index performance[...] has increased compared to the value at the time of identification."

ATSI

- "1. The subgroup's overall index exceeds the 5th percentile, and"
- "2. The absolute value of index performance[...] has increased compared to the value at the time of identification"

Success Story Schools

First Time Spotlight Schools

School Name	School Number
COMANCHE ELEMENTARY	1241
GRIEGOS ELEMENTARY	1267
CHAMIZA ELEMENTARY	1295
HAGERMAN MIDDLE	5056
FORT SUMNER ELEMENTARY	16051
LOMA LINDA ELEMENTARY	19086
ARTESIA HIGH	22014
TATUM JR HIGH	35090
CAPITAN MIDDLE	40036
INDIAN HILLS ELEMENTARY	43062
TULAROSA MIDDLE	47164
FLOYD HIGH	59054
MIKE SENA ELEMENTARY	69150
MIDWAY ELEMENTARY	74079
OJO CALIENTE ELEMENTARY	78118
MESA VISTA MIDDLE	78125
QUESTA JR HIGH	79130
ESTANCIA HIGH	80050
MOUNTAINAIR ELEMENTARY	82105
CUBERO ELEMENTARY	88038
WALATOWA CHARTER HIGH	552001
21ST CENTURY PUBLIC ACADEMY	580001

Schools Exiting MRI

School Name	School Number
MARYANN BINFORD ELEMENTARY	1250
DEL NORTE HIGH	1514
LAZARO LARRY GARCIA MIDDLE	44001
DULCE ELEMENTARY	54044
CARLOS F. VIGIL MIDDLE	55019
ESPANOLA VALLEY HIGH	55050
LYBROOK ELEMENTARY	56087
CHARLIE Y. BROWN ALT	66001
SOCORRO HIGH	74160
SCHOOL OF DREAMS ACADEMY	505001