

*State of New Mexico*  
**LEGISLATIVE EDUCATION STUDY COMMITTEE**

325 Don Gaspar, Suite 200, Santa Fe, NM 87501  
Phone: (505) 986-4591 Fax: (505) 986-4338

**Rachel S. Gudgel**  
**Director**



**REPRESENTATIVES**

Dennis J. Roch, Chair  
Tomás E. Salazar  
James E. Smith  
Sheryl M. Williams Stapleton  
Christine Trujillo  
Monica Youngblood

**ADVISORY**

Alonzo Baldonado  
Jim Dines  
Nora Espinoza  
David M. Gallegos  
Stephanie Garcia Richard  
Jimmie C. Hall  
D. Wonda Johnson  
Timothy D. Lewis  
G. Andrés Romero  
Patricia Roybal Caballero  
James G. Townsend

**SENATORS**

John M. Sapien, Vice Chair  
Craig W. Brandt  
Gay G. Kernan  
Howie C. Morales

**ADVISORY**

Jacob R. Candelaria  
Carlos R. Cisneros  
Lee S. Cotter  
Daniel A. Ivey-Soto  
Linda M. Lopez  
Michael Padilla  
John Pinto  
William P. Soules  
Mimi Stewart  
Pat Woods

April 15, 2016

**MEMORANDUM**

**TO:** Legislative Education Study Committee

**FR:** Rachel S. Gudgel, Director

**RE: 2016 POST-SESSION REPORT**

---

Annually, the primary responsibility of the Legislature is to develop and pass a budget for the next fiscal year. The Second Session of the Fifty-Second Legislature opened on January 19 with recommendations from the Legislative Finance Committee and the executive to spend approximately \$230 million in projected new revenue in FY17. However, from the time budget recommendations were made to the opening weeks of the 2016 legislative session, projected new revenue was adjusted downward from \$232 million in December to only \$30 million in January. This made the work of the Legislature more challenging; interim legislative and executive analysis focused on how to spend significant new revenue, but the revised revenue outlook required prioritizing limited resources to ensure critical services and programs received adequate funding in FY17.

Despite the late notice that projected revenue growth in FY17 would be significantly lower than originally anticipated, the House and the Senate worked together in a bipartisan way to produce a budget that prioritizes critical programs. The General Appropriation Act of 2016 passed both chambers with few dissenting votes and was ultimately signed into law by the governor with limited vetoes. The FY17 budget prioritizes classroom spending over categorical programs and related recurring "below-the-line" initiatives; formula funding was modestly increased while funding for some categorical programs and initiatives was modestly decreased.

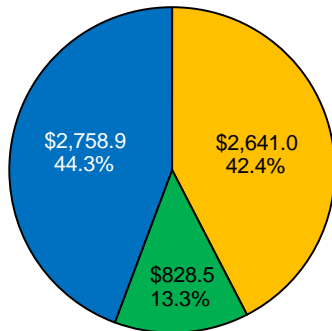
During a 30-day legislative session, the Constitution of the State of New Mexico limits legislation that can be considered to budget, appropriation, and revenue bills, bills drawn pursuant to special messages of

the governor, and bills of the last regular session vetoed by the governor. Because of this limitation, few public education bills were considered during the 2016 legislative session. However, this allowed each piece of legislation to be carefully considered and debated through the committee process. Ultimately, only a few public education bills passed both chambers before being sent to the governor for final approval.

This report reviews and summarizes the public education-related actions of the Second Session of the Fifty-Second Legislature, including FY17 appropriations.

## Recurring General Fund Appropriations to Public Education in Fiscal Year 2017

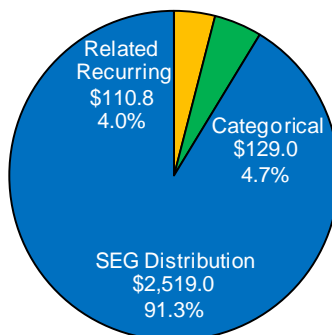
**FY17 General Fund Appropriations (in millions)**



- Other
- Higher Education
- Public Education

Source: LESC Files

**FY17 Public Education Appropriations by Category (in millions)**



- Related Recurring
- Categorical
- SEG Distribution

Source: LESC Files

Development of FY17 public education appropriations began with Legislative Finance Committee and executive recommendations to spend approximately \$100 million, or 44 percent of \$232 million of new money projected in December on public education. However, during the second week of the legislative session, after most state agency budgets were presented to the House Appropriations and Finance Committee, the FY17 consensus revenue estimate was revised downward to just \$30 million in new revenue. The precipitous decline in projected state revenues was largely due to a significant decline in the price of oil. However, in the final weeks of the session, there was general agreement to reduce the mid-session general fund revenue estimate approximately \$125 million, or 2 percent, because of further weakness in oil and gas prices and production and gross receipts and income taxes.

Because of the projected weakness in FY16 and FY17 revenue, the Legislature focused on funding critical services in FY17 and shoring up the general fund operating reserve through cash balance sweeps and a transfer of revenue from the tax stabilization reserve. Additionally, to address growth in Medicaid, the Legislature diverted additional tobacco settlement permanent fund revenues to the tobacco settlement program fund for appropriation to Medicaid in FY17; Medicaid represents the largest growth in spending in the FY17 budget, and without diverting funds from the tobacco settlement permanent fund it would have been difficult to fund other critical programs.

General fund appropriations for FY17 total \$6.228 billion, down \$7.2 million from initial FY16 appropriations. However, public education appropriations total \$2.743 billion, an increase of \$6.8 million, or 0.2 percent over initial FY16 appropriations. Public education appropriations represent 44 percent of recurring FY17 appropriations. Focus was placed on ensuring federal special education maintenance of effort (MOE) requirements will be met in FY17 and that revenue appropriated through the public education funding formula is adequate to provide schools with the funding they will need to open the doors next year. At a time when many state agency budgets decreased, the Legislature was able to prioritize formula funding for public schools by shifting funds from categorical programs and related recurring “below-the-line” initiatives to increase the program cost. (See Appendix A).

Designed to distribute operational funds in a noncategorical manner, the state equalization guarantee (SEG) provides autonomy to local school districts and charter schools to spend dollars according to local priorities.

**State  
Equalization  
Guarantee  
Appropriations  
(in millions)**

Fiscal Year	Appropriation to SEG
FY13	\$2,273.6
FY14	\$2,361.9
FY15	\$2,481.3
FY16	\$2,492.5
FY17	\$2,503.2

Source: LESC Files

**Minimum Teacher Salaries  
By License Level and Fiscal Year  
(in thousands)**

Fiscal Year	Level One	Level Two	Level Three
FY14	\$30.0	\$40.0	\$50.0
FY15	\$32.0	\$40.0	\$50.0
FY16	\$34.0	\$40.0	\$50.0
FY17	\$34.0	\$42.0	\$52.0

Source: LESC Files

**State Equalization Guarantee Distribution.** Over 91 percent of FY17 recurring funding for public schools is dedicated to the public school funding formula through the state equalization guarantee (SEG) distribution. By increasing the program cost \$18.7 million in FY17, the budget prioritized operational funding for public schools to fund increased fixed costs, insurance premiums, enrollment growth units, and raises for experienced teachers, ensuring schools will be able to open their doors in the fall and improve recruitment and retention of instructional staff.

Two primary factors influenced the Legislature’s focus on formula funding. First, in the face of litigation challenging the uniformity and sufficiency of education funding, the Legislature signaled that financial support for public schools through the SEG continues to be a priority. Second, by increasing SEG appropriations, the Legislature reaffirmed its commitment to meeting the state’s special education MOE requirements under the federal Individuals with Disabilities Education Act.

During the legislative session, the Secretary of Public Education announced the department reached an agreement with the U.S. Department of Education to resolve MOE shortfalls in previous fiscal years. Public Education Department (PED) staff indicated the negotiated settlement would commit the state to appropriate \$9 million to PED annually for five years for grants to evidence-based special education programs and to increase the amount of state funding made available for special education by \$3 million per year over the same period, resulting in an MOE requirement that is \$15 million higher in FY21 than today. However, PED did not provide the Legislature with a formal agreement during the legislative session. As a result, while the amount of revenue assumed for the FY17 program cost appears to make sufficient funding available to meet MOE, the budget did not address the potential settlement.

The SEG includes \$5.4 million to increase the statutory minimum salary of level two and level three teachers by \$2,000; language in the budget preserves previous increases to the statutory minimum salary for level one teachers. The increase for veteran teachers addressed concerns about salary compaction as a result of only increasing the minimum salary of level one teachers in previous years. Additionally, the increase will likely address recruitment and retention issues by making minimum salaries more competitive.

The governor vetoed language making funding for new formula-based programs contingent on enactment of Senate Bill 165, which excluded membership in new formula-based programs from being counted toward enrollment growth program units. However, the governor vetoed the contingency, leaving the remaining language that allowed new formula-based programs to be funded using current-year student membership; this will allow charter schools phasing in grade levels to

**Funding Formula Credits  
Assumed vs. Actual  
(in millions)**

Fiscal Year	Assumed in Budget	Actual Grand Total
FY11	\$59.4	\$73.5
FY12	\$68.4	\$70.8
FY13	\$69.0	\$66.7
FY14	\$63.0	\$61.7
FY15	\$56.0	\$72.2

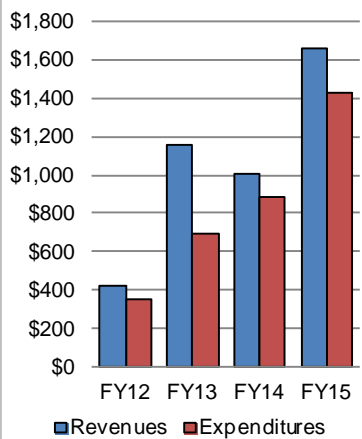
Source: LESC Files

**Funding Formula Credits  
By Source  
(in millions)**

Fiscal Year	Impact Aid	Forest Reserve	0.5 Mill Levy
FY11	\$55.9	\$4.8	\$12.8
FY12	\$52.7	\$4.1	\$14.0
FY13	\$49.3	\$3.6	\$13.8
FY14	\$43.2	\$3.3	\$15.2
FY15	\$56.8	\$0.2	\$15.2

Source: LESC Files

**State-Chartered Charter School Transportation Revenues and Expenditures**



Source: PED StatBooks

continue to receive double funding for those students, resulting in modest dilution of the unit value.

The department set the FY17 preliminary unit value at \$4,040.24, an increase of \$2.49, or less than 0.1 percent, from the FY16 final unit value of \$4,037.75. (See Appendix C). In setting the initial unit value, PED assumed 637 thousand statewide program units for FY17, roughly 3,000 units higher than FY16 final funded program units, and only \$51 million in projected 75 percent credits, \$13 million below the amount assumed by the Legislature. (See Appendix A, line 19).

PED has expressed a need for caution in budgeting credits because of concerns over continued receipt of prior year impact aid payments and the stability of federal forest reserve funding. However, comparison of program units calculated using data from the second reporting date of FY15 to FY16 shows a decline of over 3,500 units statewide between the two years, driven by falling student membership in early grade levels, fluctuation in enrollment growth units, and declines in the instructional staff training and experience index.

Data from the second and third reporting dates in FY16 are used to determine FY17 school district and charter school SEG distributions. If the decreased unit trend seen in the second reporting date data is reflected in third reporting date data, total statewide units may be lower than assumed by PED in setting the preliminary unit value. If further reductions to FY17 appropriations are not required, school districts and charter schools could see a bump in the final unit value next January.

**Categorical Public School Support Appropriations.**

Categorical public school support appropriations primarily support statutorily created funds and distributions, such as transportation, instructional materials, supplemental distributions, and Indian education. Recently, standards-based assessment costs have also been funded through a categorical appropriation. Most categorical appropriations will remain flat in FY17; reductions for emergency supplemental funding and instructional materials are mitigated by nonrecurring appropriations and other cost-saving factors.

***Transportation Distribution.*** Although FY17 funding for transportation remained flat at FY16 levels, the governor vetoed language establishing separate transportation distributions for school districts and state-chartered charter schools. These provisions sought to improve the equitable distribution of transportation funding between school districts and state-chartered charter schools, reducing the amount of funds that remain unspent by state-chartered charter schools annually. This would have made more funding available to school districts; a number of school districts dipped into operational funds in FY15 to supplement the funds they received through the transportation distribution. Though the separate distributions were

vetoed, state-chartered charter schools will continue to be required to transfer 100 percent of unspent transportation balances remaining at the end of FY17 to the transportation emergency fund.

Beginning in FY17, Laws 2015, Chapter 57 (House Bill 164) requires transportation allocations to be calculated using prior year data, similar to the SEG distribution. Because of this, the Legislature must authorize newly created transportation programs to use current-year ridership to calculate a first-year transportation allocation. The number of school districts and state-chartered charter schools receiving transportation allocations in FY17 should not increase from FY16 because the Legislature did not include this authorization, which will prevent new recipients from further diluting transportation allocations.

**Emergency Supplemental Funding.** The budget includes \$1.5 million in recurring revenue for FY17 emergency supplemental distributions to school districts and charter schools, down \$500 thousand from the recurring FY16 appropriation. Although emergency supplemental distributions still serve as a vital lifeline for some school districts, overall dependence on this funding has decreased since enactment of Laws 2014, Chapter 57 (House Bill 35), which provides the state’s smallest school districts with additional funding formula program units to address diseconomies of scale. Because of this decreased utilization, some of the \$4 million recurring and nonrecurring emergency supplemental funding appropriated for FY16 is projected to be unspent at the end of the fiscal year; remaining balances from those appropriations were reauthorized for the same purpose in FY17.

**Instructional Material Adoption Cycle**

Fiscal Year	Subject Area(s)
FY16	9-12 English Language Arts (ELA)/Reading, Core Reading Intervention, Modern, Classical and Native Languages
FY17	K-8 ELA/Reading, Core Reading Intervention, Modern, Classical and Native Languages
FY18	K-12 Social Studies, Reference, NM Native American Art and Culture
FY19	K-12 Science, Health, Physical Education
FY20	K-12 Mathematics K-12 Arts (Music, Theatre, Dance, Art)
FY21	Career Technical Education, Driver's Ed

Source: PED

**Instructional Material Fund.** The FY17 recurring general fund appropriation to the instructional material fund of almost \$20.7 million will fund the scheduled adoption of kindergarten through eighth grade English language arts and reading, core reading intervention, and modern, classical, and native languages instructional materials. Although instructional materials appropriations are not strictly comparable between years in which different materials are adopted, the FY17 appropriation decreased by almost \$4.4 million from FY16 appropriations of \$25 million. The Legislature did not replace \$3.1 million of nonrecurring general fund revenue appropriated for instructional materials in FY16 but accounted for some cost savings related to the New Mexico Supreme Court ruling in *Moses v. Skandera*, 2015-NMSC-036, prohibiting PED from allocating instructional material funding to private schools.

Language in the budget requires PED to exclude private school students from the calculation of FY17 instructional material entitlements and authorizes the distribution of any unspent private school instructional material balances to other eligible entities, consistent with the New Mexico Supreme Court ruling. PED

**Early Childhood  
Education and  
Literacy Funding\***  
(in thousands)

Fiscal Year	General Fund Appropriations
FY13	\$29,500.0
FY14	\$42,400.0
FY15	\$54,919.7
FY16	\$59,700.0
FY17	\$59,700.0

Source: LESC Files

\*Includes appropriations made to PED for prekindergarten, K-3 Plus, and the early reading initiative.

**Appropriations to PED  
Department Budget  
And Related Recurring**  
(in millions)

Fiscal Year	PED OpBud	Related Recurring
FY13	\$10,739.6	\$41,933.5
FY14	\$11,786.1	\$57,022.3
FY15	\$11,969.2	\$95,122.8
FY16	\$11,879.7	\$100,417.7
FY17	\$11,709.3	\$99,131.7

Source: LESC Files

estimates these provisions could increase distributions to all recipients by up to \$3.1 million in FY17.

**Related Recurring “Below-the-Line” Appropriations.** Given the deteriorating revenue outlook, the Legislature prioritized revenue increases for formula funding, resulting in an overall reduction of \$7.8 million in related recurring “below-the-line” appropriations to PED. Fiscal year 2016 appropriations totaled \$110.3 million, including \$5.8 million of one-time funds that could not be replaced with recurring general fund dollars in FY17 and \$3.5 million of federal Temporary Assistance for Needy Families (TANF) revenue. Ultimately, FY17 recurring general fund support remained flat for all but the following four initiatives: performance pay program (down \$1.3 million from FY16); teacher and school leader evaluation system (down \$400 thousand from FY16); parent portal (down \$97 thousand from FY16); and New Mexico-grown fruits and vegetables (down \$114 thousand from FY16). The reductions were consistent with FY15 spending levels.

These cuts allowed the Legislature to preserve funding for other critical “below-the-line” initiatives, including substantial investments in early childhood education and literacy, including prekindergarten, K-3 Plus, and the department’s early reading initiative, Reads to Lead. The prekindergarten appropriation continues to be supplemented by \$3.5 million of federal TANF revenue. Additionally, recognizing the success of K-3 Plus, PED will be able to pilot the program in fourth and fifth grades in elementary schools that voluntarily implement a school-wide program for all students in all grades in FY17; language in the budget complements Laws 2016, Chapter 62 (Senate Bill 81), which established the statutory framework for a four-year K-5 Plus pilot project.

Continuing the Legislature’s commitment to other initiatives focused on teacher quality, school improvement, college and career readiness, and improving graduation rates, unspent FY16 “below-the-line” appropriations are reauthorized for their original purpose in FY17, except for up to \$1.5 million from nine initiatives (see footnote 6 in Appendix B for a complete list) that were earmarked for distribution to teachers to purchase classroom supplies and to support PED’s new teacher advisory and training support initiative.

**PED Operating Budget.** A little more than \$11.7 million in general fund revenue was appropriated to PED for the department’s FY17 operating budget, down \$242 thousand, or 2 percent, from FY16 appropriations. The reduction was spread relatively evenly across all budget categories. Department staff vacancies have improved after years of high vacancy rates, peaking at over 27 percent in FY13. For FY16, vacancies have been well below 10 percent. The department’s FY17 appropriation assumed 240.8 FTE, flat with FTE assumed by

In addition to an ongoing lawsuit challenging the sufficiency of the public school funding formula, there have been numerous lawsuits filed against PED's teacher evaluation system in the last few years. Two trials are set to begin in October 2016.

Reductions to FY16 public school support and related appropriations are accounted for in Appendix D on lines 15, 50, and 77.

the Legislature in FY16.

The total appropriation from all revenue sources for personal services and employee benefits was \$500 thousand short of the executive's FY17 budget recommendation for PED; that recommendation proposed an increase of \$600 thousand to the general fund operating budget to fund seven authorized-but-unfunded positions, including four budget analysts for the School Budget and Finance Analysis Bureau and three IT positions. Fiscal year 2016 marked the first year PED used \$945 thousand of revenue appropriated for a number of related recurring "below-the-line" initiatives to fund department personnel costs. It is unclear if PED will continue this practice in FY17.

**Nonrecurring Appropriations.** The Legislature appropriated \$3.2 million in nonrecurring revenue to PED from the general fund for expenditure in FY16 and FY17, including \$2 million in emergency support for school districts experiencing shortfalls and \$1.2 million for legal fees incurred by PED related to funding formula lawsuits.

The GAA of 2016 also included \$1.3 million in general fund revenue and \$1 million from the state support reserve fund for implementation of Senate Bill 141 contingent on enactment of the bill. Senate Bill 141 failed to pass the Legislature, invalidating the appropriation. Though the contingency was not met, the governor still vetoed the appropriation.

**FY16 Operating Budget Adjustments.** Recognizing weakness in FY16 revenues, Section 10 of the General Appropriation Act of 2016 required a proportionate reduction to FY16 general fund operating budgets and allotments totaling \$31 million, or 0.6 percent, across all agencies and other recipients, excluding certain Medicaid and developmental disabilities support programs. To allow discretion for agencies to decide how to account for reductions, the governor vetoed specific language in Section 10 requiring reductions to all funds and programs receiving a general fund appropriation in FY16. This allowed agencies to determine how to implement reductions. Late in the fiscal year, this flexibility proves especially important for public education appropriations, many of which are tied to statutorily-defined allocations that are established earlier in the fiscal year.

Total reductions to FY16 recurring general fund appropriations for public education totaled \$16.5 million, of which \$15.8 million came from public school support appropriations, \$605 thousand came from recurring related "below-the-line" initiative appropriations, and \$71.6 thousand came from the PED operating budget appropriations. Because PED set the FY16 final unit value short in January 2016, the department took the entire public school support reduction out of the SEG appropriation; as a result, school districts and charter schools will not see any reductions to monthly SEG distributions or any categorical



Severance tax bonds (STBs) are issued against revenue from severance taxes imposed when oil, gas, or other natural resources are severed from the ground. The FY17 STB capacity was significantly reduced due to the recent decline in the price of oil and natural gas.

General obligation (GO) bonds are issued against revenue from property taxes, a relatively stable revenue stream. The state constitution limits total GO bond capacity to 1 percent of statewide assessed property value from the prior year less the outstanding bond debt.

The current standard-based funding process for public school capital outlay was established in response to the Zuni Lawsuit. In 1999, the district court ruled that the current public school capital outlay funding system was unconstitutional and appointed a special master to review the state's progress in developing a uniform system for funding public school capital improvements and in 2002 issued a finding that the state "is in good faith and with substantial resources attempting to comply with the requirements" of the court. In 2014, Gallup McKinley County school district, one of the original litigants, requested that the court re-open the lawsuit and the request was granted.

appropriations. PED took the \$605 thousand reduction to related recurring "below-the-line" initiatives from the performance pay appropriation.

## Public School Capital Outlay Appropriations

During the 2016 legislative session, 213 public education-related capital outlay projects were authorized, after executive veto. Authorized projects comprise new and reauthorized projects funded with severance tax bonds (STBs), general obligation (GO) bonds, and supplemental severance tax bonds (SSTBs) for 40 school districts, state-chartered charter schools, and constitutional special schools. (See Appendices D, E, and F). Approximately \$30.5 million in new projects were authorized and approximately \$17.3 million in previous appropriations were reauthorized either to extend the time to expend the appropriation or repurpose the appropriation. These three funding sources represent the primary funding sources for public school capital outlay, although direct legislative appropriation of SSTBs for projects is a relatively recent development. Historically, SSTBs have been allocated by the Public School Capital Outlay Council (PSCOC) for standards-based capital outlay awards and other authorized programs, such as lease assistance payments and broadband infrastructure.

In recent years, the process for funding capital outlay projects outside of the standards-based process established by the Public School Capital Outlay Act has come under scrutiny. Critics argue limited strategic planning often results in unspent capital outlay allocations, partially funded projects, and large, statewide projects often do not receive the attention they need. Additionally, limited oversight may exist for some projects once appropriations are made. Overall, the state is challenged with balancing the need to address state-owned and -operated facilities while also meeting local funding needs with limited capital outlay revenues. A number of bills were introduced during the 2016 legislative session to create a capital outlay process that is more transparent, fair, and equitable, and that also provides for greater oversight of capital outlay spending; however, none of the bills were enacted. As oil and natural gas revenues continue to fluctuate, it will be imperative to ensure capital outlay projects are adequately planned, prioritized, supported by local governments, leveraged with other funds, and completed in a reasonable time frame.

**Statewide Public School Capital Outlay.** In recent years, the Legislature authorized the purchase of school buses and prekindergarten classrooms using money in the public school capital outlay fund (PSCOF), which derives its revenue from SSTBs. These projects were authorized contingent on the approval of the PSCOC, which includes representation from the Legislature, the executive, and education stakeholders. Historically, SSTB capacity was fairly significant, and balances in the PSCOF were sufficient to fund

projects not authorized by the Public School Capital Outlay Act. However, SSTB capacity has been declining in recent years because of deteriorating oil and natural gas prices. Additionally, available capacity for SSTBs face long term reductions under Laws 2015, Chapter 63 (House Bill 236), which shifts more severance tax revenue to the severance tax permanent fund. Declining capacity continues to prompt concerns about the use of SSTBs for projects outside of the Public School Capital Outlay Act. Despite these concerns, Laws 2016, Chapter 81 (House Bill 219) included \$5 million for prekindergarten classrooms and \$7 million for school bus replacements from the PSCOF, contingent on approval of the PSCOC.

**Prekindergarten Classrooms.** Since 2012, \$13.5 million has been appropriated from the PSCOF for prekindergarten classrooms. As of March 2016, the Public Education Department (PED) reports more than \$3.1 million of these appropriations remained unspent, excluding appropriations from 2012 and 2016. Funding appropriated in 2012 was appropriated to PSCOC, and allocation of funds appropriated during the 2016 legislative session will begin after July 1, 2016.

**Prekindergarten Program  
Appropriations  
From All Sources  
(in millions)**

Fiscal Year	PED	CYFD	Total
FY12	\$6.3	\$8.2	\$14.5
FY13	\$10.0	\$9.2	\$19.2
FY14	\$15.0	\$11.6	\$26.6
FY15	\$19.2	\$20.4	\$39.6
FY16	\$24.5	\$26.6	\$51.1
FY17	\$24.5	\$27.4	\$51.9

Source: LFC Files

**Prekindergarten Classroom  
Appropriations from SSTBs  
(in thousands)**

Year	Appropriation	Balance Remaining
2012	\$2,500	\$183.3
2013	\$2,500	\$1,321
2014	\$2,500	\$700
2015	\$1,000	\$1,000
2016	\$5,000	\$5,000

Source: PED, PSFA, and LESC Files

Because of decreased SSTB capacity, PSCOC has discussed the need to use the \$3.1 million in remaining balances of appropriations made between 2013 and 2015 to fund prekindergarten classrooms, which are currently ineligible for standards-based capital outlay awards made pursuant to the Public School Capital Outlay Act, prior to considering authorization of the \$5 million included in Laws 2016, Chapter 81. The council's financial plan currently anticipates potential approval in FY19. Appropriations for state-funded prekindergarten programs have grown significantly over the past five years and one of the barriers to program expansion is limited classroom space. The Legislature may want to consider making prekindergarten classrooms eligible for standards-based awards.

**Public School Buses.** School districts and private contractors own and operate approximately 900 school buses statewide that are used for to-and-from school transportation. Because of revenue constraints, the state has been unable to consistently meet annual bus replacement

Statute requires PED to establish a systematic program for the purchase of necessary school bus transportation equipment, including replacing school buses on a 12-year cycle.

schedules for a number of years. For example, in 2015, PED requested \$6.2 million to replace 73 buses; however, the Legislature only appropriated \$4 million for bus replacements, which was used to replace 49 buses. Twenty-four of the buses replaced were not in the original request and were the result of a contractor going out of business, leaving 49 buses operating past the 12-year replacement cycle in FY16. The executive’s funding request of \$14.5 million for FY17 anticipated replacement of 170 buses in 31 school districts, including the 49 buses that were not replaced in FY16. Even with the FY17 appropriation of \$7 million, a deficit in funding for replacement school buses still remains. It is unclear if a 12-year replacement cycle is reasonable or too short, and the Legislature may want to consider whether there are safe alternatives to this cycle during the 2016 interim.

**Replacement School Bus  
Appropriations from SSTBs  
(in thousands)**

Year	Appropriation	Balance Remaining
2014	\$7,395	\$95.9
2015	\$4,000	\$17.7
2016	\$7,000	\$7,000

Source: LFC, PED, and LESC Files

STBs may be used to fund water, tribal infrastructure, colonias, school district, and other designated projects.

Direct appropriations to school districts and charter schools will offset future standards-based awards made by PSCOC.

The state constitution requires GO bonds to be approved by voters at a general election, making this option available only in even-numbered years.

GO bonds are grouped by category for consideration by voters, and voters do not always approve all the bond questions on the ballot.

**Severance Tax Bond (STB) Projects.** During the 2016 legislative session, the Legislature appropriated \$10.5 million in STBs to school districts for 177 projects and approximately \$1.3 million in STBs to state-chartered charter schools for 18 projects. The majority of these STB projects include funding for installation of security cameras and information technology, library improvements, and purchases of buses and vehicles. Additionally, the Legislature reauthorized 12 previously funded projects, which include appropriations for the purchase and installation of information technology, a ventilation and air conditioning system, and renovating an auditorium.

**General Obligation Bond Projects.** The Legislature also authorized \$6.7 million in GO bonds for three public education-related projects: \$2 million was authorized for the School for the Deaf in Santa Fe to plan and construct Delgado Hall; \$1.2 million was authorized for the School for the Blind and Visually Impaired in Alamogordo to plan and construct Garrett Dormitory and install a special needs playground; and \$3.5 million was authorized to PED for supplemental library resource acquisitions at public school libraries statewide.

LESC is statutorily charged with recommending changes in laws relating to education, and drafting and presenting any legislation deemed necessary to the Legislature.

Statute now requires only the following assessments:

- standards-based assessments in math, reading and language arts, social studies, science and writing for certain grade levels, typically in third through eighth grades and 11th grade ;
- college placement or workforce readiness assessments in the fall semester of 11th grade; and
- final exams in all classes offered for high school credit.

## LESC-Endorsed Legislation

The Legislative Education Study Committee (LESC) endorsed 11 measures for consideration during the 2016 legislative session, including three bills that were also endorsed by the Legislative Finance Committee (LFC). The jointly-endorsed legislation reflected recommendations of a joint LESC-LFC work group that met during the 2015 interim to discuss areas of public education finance and policy that had potential for support from both committees. Most notably, the two committees endorsed a bill to amend the at-risk index, the training and experience index, and the small school size program units in the Public School Finance Act (Senate Bill 141), a bill addressing enrollment growth (Senate Bill 165), and a bill creating separate transportation distributions for school districts and state-chartered charter schools (Senate Bill 198).

Other legislation endorsed by LESC for the 2016 legislative session addressed diverse topics reflective of the wide-range of issues the committee considered during the interim, including alternative teacher licensure, assessments, student fitness and nutrition, and college accessibility for veterans.

Of the LESC-endorsed legislation: three bills were enacted into law; one bill was vetoed by the governor; one joint memorial passed both chambers; and six bills did not pass, three of which were not ruled germane.

### Enacted Bills

**Laws 2016, Chapter 26 (Senate Bill CS/144a), *Rename “Breakfast after the Bell Program,”*** amends the Public School Code to clarify provisions of the breakfast after the bell program to include flexibility for schools to serve breakfast before the instructional day begins provided the school also offers breakfast after the start of the instructional day in a location of the school’s choice.

**Laws 2016, Chapter 3 (Senate Bill 153), *College Credit for Military Service,*** directs the secretary of the Higher Education Department to establish a consistent policy and articulation agreement regarding the evaluation and award of college credit based on military training.

**Laws 2016, Chapter 56 (House Bill 97), *Remove Some School Readiness Tests,*** amends the Assessment and Accountability Act to remove the ninth and 10th grade short-cycle diagnostic assessments in reading, language arts, and mathematics from the state’s readiness assessment system.

**Senate Joint Memorial 2a, *Child Fitness, P.E. & Obesity Task Force,*** requests LESC to convene a task force to consider the function of elementary school physical education in reducing childhood

The standard track for school administrator licensure requires a level two or level three-A teaching license. The current alternative path to administrative licensure is geared toward post-secondary teachers and does not provide a track for instructional support providers.

The instructional staff training and experience index has never been updated to reflect the costs of the three-tiered licensure system, enacted in 2003.

A 2011 joint funding formula study by LESC and LFC recommended raising the at-risk factor to 1.5.

Funding programs on a current-year basis and using students in those programs to calculate enrollment growth units can cause double-funding.

obesity, evaluate the possibility of minimum time requirements for elementary physical education, and report its findings to the LESC by October 1, 2016.

### **Vetoed Bills**

**House Bill 187a, *Alternative Level 3-B School Licensure* (House Executive Message 102)**, provides an alternative level three-B licensure track for instructional support providers, and sets the minimum salary for an alternative level three-B licensed school principal or assistant school principal equal to the minimum salary of a level three-A teacher, multiplied by the applicable responsibility factor. House Bill 187 was vetoed with House Executive Message 153.

### **Bills That Did Not Pass**

**House Bill 190, *School Use of Restraint & Seclusion* (House Executive Message 125)**, prohibits school districts and charter schools from using physical restraint and seclusion, except in emergency situations and not as planned educational interventions or disciplinary measures; nor may restraint or seclusion be included in individual education programs (IEPs) or emergency plans for individual students. The bill requires any restraint and seclusion administered in emergency situations to be done by trained staff, and prohibits aversive interventions, chemical restraint, and mechanical restraint as defined in the bill. The bill details parental notification criteria and requires school districts and charter schools to annually report all instances of restraint and seclusion to PED. Actions: [2] not prntd-HRC [8] w/drn-prntd-ref- HEC/HSCAC-HEC.

**Senate Bill 141a, *Public School Funding Formula Amendments***, amends the Public School Finance Act to: establish a teacher cost index and phase in the replacement of the existing instructional staff training and experience (T&E) index over five years; reduce school size adjustment program units for certain charter schools over five years; and increase the at-risk index multiplier over five years. Actions: [2] SCC/SEC/SFC-SCC [3] germane-SEC [6] DP/a-SFC [10] DP [12] PASSED/S (27-9) [10] HAFC [11] w/drn - ref HRC-HRC- w/drn - ref HEC/HAFC-HEC. (Also endorsed by LFC)

**Senate Bill 165, *School “Current Year MEM” Calculations***, amends a section of the Public School Finance Act relating to the public school funding formula to clarify that the definition of “current year MEM” for the purposes of calculating enrollment growth units does not include MEM calculated for new formula-based programs based on the first reporting date of the current year. Actions: [2] SCC/SEC/SFC-SCC [3] germane-SEC [6] DP-SFC [10] DP [12] PASSED/S (25-10) [9] HAFC [11] w/drn - ref HRC-HRC- w/drn - ref

In even-numbered years, the House Rules Committee and the Senate Committees Committee determine whether bills are germane under the constitutional limitations.

Language in the GAA of 2016 to establish separate transportation distributions for school districts and state-chartered charter schools was vetoed.

Temporary waivers from provisions of the Public School Code were first enacted in 2010 to allow financial flexibility for school districts in FY10 through FY12 as state revenues recovered in the aftermath of the Great Recession.

HEC/HAFC-HEC [15] HAFC ref w/drn- HEC. (Also endorsed by LFC)

### **Bills Not Ruled Germane**

**House Bill 165, Jr. ROTC Instructor Licensure**, creates a new section of the School Personnel Act to provide for alternative level one, level two, and level three-A teacher licensure for Junior Reserve Officer Training Corps instructors.

**Senate Bill 135, Arts Education Standards**, amends the Assessment and Accountability Act to require the Public Education Department to adopt academic content standards in arts for first through 12<sup>th</sup> grade students, including standards in dance, media arts, music, theater, and visual arts based on nationally recognized standards.

**Senate Bill 198, School Transportation Distribution**, amends the Public School Finance Act to create separate transportation formula funding calculations and distributions for school districts and state-chartered charter schools. (Also endorsed by LFC)

### **Other Public School-Related Legislation**

(~~Strikethrough~~ indicates executive veto)

**Laws 2016, Chapter 17 (House Bill CS/104a) and Laws 2016, Chapter 18 (Senate Bill CS/1a), Add Lifesaving Skills Training to Curriculum**, amend the Public School Code to require the Public Education Department (PED) to incorporate lifesaving skills training, including hands-on cardiopulmonary resuscitation (CPR) training, use of an automated external defibrillator (AED), and performance of the Heimlich maneuver on choking victims into health education courses for first through 12th grade students.

**Laws 2016, Chapter 22 (Senate Bill CS/306), School Funding Flexibility and Waivers**, amends the Public School Code to reinstate, for the 2016-2017 through 2018-2019 school years, a provision that allows the PED secretary to waive certain requirements pertaining to individual class load, teaching load, length of school day, staffing patterns, subject areas, and purchases of instructional materials for public schools that need financial flexibility to meet decreased support. The bill requires PED to monitor the waivers and report to LESC and the Legislative Finance Committee on any issues or actions of a school district that appears to adversely affect student learning. It also repeals Section 22-10A-22.1 NMSA 1978, which required the phase-in of mandatory individual class load and teaching loads established in Section 22-10A-20 NMSA 1978.

**Laws 2016, Chapter 53 (Senate Bill 137aa), Student Athlete Brain Injury Protocols**, provides for enhanced safety protocols to protect

The GAA of 2016 includes funding to pilot the K-3 Plus program in fourth and fifth grades in elementary schools that voluntarily implement a school-wide program for all students in all grades.

A memorial or joint memorial is a legislative proposal, generally to honor groups or individuals or petition government agencies to study specific issues.

Memorials and joint memorials require the approval of one or both chambers respectively to be considered as passing the Legislature but do not require executive approval. As such, they do not have the force of law and cannot include appropriations or require expenses.

Statute requires financial literacy courses to be offered as an option to fulfill elective credit requirements for high school graduation.

The Risk and Resiliency assessment project was developed collaboratively with Albuquerque high school students over a two-year period from 2012 through 2013. Students and adults who participated in the project gained a deeper understanding of adolescent health issues in their schools and communities.

student athletes and young people who participate in non-scholastic youth athletic activities from brain injury. The bill establishes procedures, parallel to those for brain injuries related to school athletics, for determining whether an athlete has been injured, and for allowing the injured youth athlete to return to participation. The bill also directs the Department of Health (DOH) to promulgate rules to establish safety protocols, as well as the nature and content of educational materials to be supplied to coaches, youth athletes, and their parents or guardians.

**Laws 2016, Chapter 62 (Senate Bill 81a), *K-5 Plus Pilot Project***, adds a new section to the Public School Code to create a four-year K-5 Plus pilot project that adds an additional 25 instructional days for all students in kindergarten through fifth grade with priority given to public schools that have a current K-3 Plus program. The K-5 Plus pilot project will measure the effect of additional instructional time on literacy and numeracy. The purpose of the bill proposes to narrow the achievement gap, prepare elementary students for middle and high school, improve truancy and dropout rates, and increase students' cognitive skills.

## Legislative Memorials


### House

**House Joint Memorial 3aa, *Environmental Education Week***, requests the declaration of an environmental education week in April. The memorial also requests the Department of Game and Fish (DGF) and the New Mexico Department of Agriculture (NMDA) as lead agencies in coordination with eight other agencies, including PED, to study a grant program to increase environmental education opportunities for students in kindergarten through 12<sup>th</sup> grade and report back to the appropriate interim committees by November 1, 2016.

**House Memorial 59, *More Students in Financial Literacy Classes***, requests PED and the Workforce Solutions Department (WSD) to study and develop recommendations to increase the number of high school students taking financial literacy education classes and report their findings and recommendations to LESC by August 1, 2016.

### Senate

**Senate Memorial 24a, *Student Risk and Resiliency Assessment Project***, requests DOH to determine the feasibility of implementing the risk and resiliency assessment project for students statewide. The study will include data concerning students' behaviors that present health risks like alcohol and drug abuse, tobacco use, sexual activity, and thoughts of suicide. The memorial requests DOH report its



findings and recommendations to LESC and the Legislative Health and Human Services Committee (LHHS) by November 1, 2016.

**Senate Memorial 25a, *School-to-Work for Students with Disabilities***, requests a task force be convened to conduct a needs assessment and report on ways to improve the system of school-to-work transition for students with disabilities in New Mexico. The memorial requests the task force make formal recommendations for changes to existing policies, programs, or regulatory provisions. The bill also requests the task force to report its findings and recommendations to LESC, LHHS, and any other appropriate legislative committee by December 1, 2016.



# APPENDIX A

## PUBLIC SCHOOL SUPPORT AND RELATED APPROPRIATIONS FOR FY17 (in thousands of dollars)

		FY16 OpBud <sup>1</sup>	FY17 Exec Rec	FY17 LFC Rec	Chapter 11 Laws 2016
	School Year 2016-2017 Preliminary Unit Value = \$4,040.24 School Year 2015-2016 Final Unit Value = \$4,037.75				
1	<b>PROGRAM COST</b>	\$2,544,811.0	\$2,553,525.8	\$2,553,525.8	\$2,553,525.8
2	<u>UNIT CHANGES</u>				
3	Enrollment Growth Units	\$5,171.7	\$11,011.0		\$2,756.2
4	Eliminate Enrollment Growth Units for New Programs	(\$2,924.2)			
5	Other Projected Net Unit Changes			\$1,960.3	\$1,960.3
6	At-Risk Unit Increase: FY16 Laws 2014, Chapter 55	\$12,561.0			
7	<u>UNIT VALUE CHANGES</u>				
8	Insurance	\$4,351.0	\$5,742.0	\$5,742.0	\$3,500.0
9	Fixed Costs	\$5,000.0	\$7,379.9	\$7,379.9	\$5,000.0
10	College and Career Readiness (ACT, SAT, PSAT, Explore, Plan)	(\$309.4)			
11	Compensation Increase for Teachers, School Administrators, and Mentors Meeting Competencies			2	
12	Increase Level Two and Level Three Minimum Salaries (\$2 thousand)				\$5,444.8
13	Increase Level One Minimum Teacher Salaries (FY16 \$34 thousand; PED FY17 \$36 thousand; LFC FY17 \$35 thousand)	\$6,670.0	\$14,129.0	\$6,400.0	
14	PARCC Standards-Based Assessments (English Language Arts and Math)	(\$6,000.0)			
15	Laws 2016, Chapter 11, Section 10 Reduction	(\$15,805.3)			
16	<b>SUBTOTAL PROGRAM COST</b>	<b>\$2,553,525.8</b>	<b>\$2,591,787.7</b>	<b>\$2,575,008.0</b>	<b>\$2,572,187.1</b>
17	Dollar Increase/Decrease Over Prior Year Appropriation	\$8,714.8	\$38,261.9	\$21,482.2	\$18,661.3
18	Percentage Increase	0.3%	1.5%	0.8%	0.7%
19	LESS PROJECTED CREDITS (FY15 Actuals \$72.2 million)	(\$56,000.0)	(\$60,000.0)	(\$60,000.0)	(\$64,000.0)
20	LESS OTHER STATE FUNDS (From Driver's License Fees)	(\$5,000.0)	(\$1,000.0)	(\$1,000.0)	(\$5,000.0)
21	<b>STATE EQUALIZATION GUARANTEE</b>	<b>\$2,492,525.8</b>	<b>\$2,530,787.7</b>	<b>\$2,514,008.0</b>	<b>\$2,503,187.1</b>
22	Dollar Increase/Decrease Over Prior Year Appropriation	\$11,214.8	\$38,261.9	\$21,482.2	\$10,661.3
23	Percentage Increase	0.5%	1.5%	0.9%	0.4%
24	<b>CATEGORICAL PUBLIC SCHOOL SUPPORT</b>				
25	<b>TRANSPORTATION - School District (PED Request Includes District and Charter)</b>				
26	Maintenance and Operations	\$77,113.5	\$80,195.6	\$79,050.8	\$76,726.1
27	Fuel	\$11,786.2	\$12,883.9	\$11,786.2	\$11,092.9
28	Rental Fees (Contractor-Owned Buses)	\$8,865.8	\$9,001.4	\$9,001.4	\$8,771.4
29	<b>TRANSPORTATION - State-Chartered Charter School (with language)</b>			\$1,105.0	\$965.1
30	Rental Fees (Contractor-Owned Buses)				\$210.0
31	<b>SUBTOTAL TRANSPORTATION</b>	<b>\$97,765.5</b>	<b>\$102,080.9</b>	<b>\$100,943.4</b>	<b>\$97,765.5</b>
32	<b>SUPPLEMENTAL DISTRIBUTIONS</b>				
33	Out-of-State Tuition	\$300.0	\$300.0	\$300.0	\$300.0
34	Emergency Supplemental	\$2,000.0	\$2,000.0	\$2,000.0	\$1,500.0
35	<b>INSTRUCTIONAL MATERIAL FUND</b>	\$21,900.0	\$30,000.0	\$25,000.0	\$20,650.0
36	Dual Credit Instructional Materials	\$1,000.0	\$1,250.0	\$1,000.0	\$1,000.0
37	PARCC Standards-Based Assessments (English Language Arts and Math)	\$6,000.0	\$6,000.0	\$6,000.0	\$6,000.0
38	INDIAN EDUCATION FUND	\$1,824.6	\$2,500.0	\$2,000.0	\$1,824.6
39	<b>TOTAL CATEGORICAL</b>	<b>\$130,790.1</b>	<b>\$144,130.9</b>	<b>\$137,243.4</b>	<b>\$129,040.1</b>
40	<b>TOTAL PUBLIC SCHOOL SUPPORT</b>	<b>\$2,623,315.9</b>	<b>\$2,674,918.6</b>	<b>\$2,651,251.4</b>	<b>\$2,632,227.2</b>
41	Dollar Increase/Decrease Over Prior Year Appropriation	\$30,743.6	\$51,602.7	\$27,935.5	\$8,911.3
42	Percentage Increase	1.2%	2.0%	1.1%	0.3%
43	<b>RELATED REQUESTS: RECURRING</b>				
44	Regional Education Cooperatives Operations	\$935.6	\$935.6	\$935.6	\$935.6
45	K-3 Plus Fund	\$23,700.0	\$27,200.0	\$32,247.2	\$23,700.0
46	Public Pre-Kindergarten Fund	\$21,000.0	\$28,000.0	\$24,500.0	\$21,000.0
47	Early Reading Initiative	\$15,000.0	\$25,000.0	\$21,000.0	\$15,000.0
48	Breakfast for Elementary Students	\$1,924.6	\$2,900.0	\$1,924.6	\$1,924.6
49	After School and Summer Enrichment Programs	\$350.0	\$2,250.0	\$1,350.0	\$350.0
50	Teacher and School Leader Programs and Supports for Training, Preparation, Recruitment, and Retention	\$6,645.0	\$15,000.0	2	\$6,000.0
51	Top 50 Teachers in New Mexico (Stipend)		\$500.0		
52	Exemplary Teacher Residency (Scholarship)		\$1,000.0		
53	Teacher Advisory Training and Support		\$1,000.0		7
54	Sustaining Improvement at Most Improved Schools (Top 50 Schools)		\$1,000.0		
55	Teaching Support in Schools with a High Proportion of Low-Income Students	\$500.0	\$500.0	\$500.0	\$500.0
56	NMTEACH Evaluation System	\$5,000.0	\$5,500.0	\$5,000.0	\$4,600.0
57	STEM Initiative (Science, Technology, Engineering, and Math Teachers)	\$2,400.0	\$3,000.0	\$3,000.0	\$2,400.0
58	Next Generation School Teacher and School Leader Preparation Programs	\$4,145.5	\$6,000.0	\$4,645.5	\$4,145.5
59	New Mexico Cyber Academy (IDEAL-NM)	\$250.0	\$1,250.0	\$500.0	\$250.0
60	College Preparation, Career Readiness, and Dropout Prevention	\$2,901.0	\$4,000.0	\$3,500.0	\$2,901.0
61	Advanced Placement	\$875.0	\$2,000.0	\$1,000.0	\$875.0
62	Interventions and Support for Students, Struggling Schools, and Parents	\$10,500.0	\$13,000.0	\$13,250.0	\$10,500.0
63	Parent Portal	\$1,196.7	\$1,196.7	\$1,196.7	\$1,100.0
64	New Mexico Grown Fruits and Vegetables	\$364.3		\$400.0	\$250.0
65	Black Student Union	\$30.0			
66	GRADS – Teen Pregnancy Prevention	\$200.0	\$200.0	\$200.0	\$200.0
67	Teacher Mentorship - Teachers Pursuing Excellence	\$1,000.0	\$3,000.0	\$2,000.0	\$1,000.0
68	Stipends for Teachers in Hard to Staff Areas (Special Education, Bilingual, STEM, etc.)	\$1,500.0	\$1,500.0	\$1,500.0	\$1,500.0
69	Innovative Approaches to Education		\$2,000.0		
70	Teacher Supplies		\$2,500.0	\$2,000.0	7, 18
71	<b>TOTAL RELATED APPROPRIATIONS: RECURRING</b>	<b>\$100,417.7</b>	<b>\$150,432.3</b>	<b>\$120,649.6</b>	<b>\$99,131.7</b>
72	Dollar Increase/Decrease Over Prior Year Appropriation	\$5,294.9	\$50,014.6	\$20,231.9	(\$1,286.0)
73	Percentage Increase	5.6%	49.8%	20.1%	-1.3%

# APPENDIX A

School Year 2016-2017 Preliminary Unit Value = \$4,040.24 School Year 2015-2016 Final Unit Value = \$4,037.75		FY16 OpBud <sup>1</sup>	FY17 Exec Rec	FY17 LFC Rec	Chapter 11 Laws 2016
74	<b>SUBTOTAL PUBLIC EDUCATION FUNDING</b>	\$2,740,143.9	\$2,825,350.9	\$2,771,901.0	\$2,731,358.9
75	Dollar Increase/Decrease Over Prior Year Appropriation	\$0.0	\$85,207.0	\$31,757.1	(\$8,785.0)
76	Percentage Increase	0.0%	3.1%	1.2%	-0.3%
77	<b>PUBLIC EDUCATION DEPARTMENT</b>	\$11,879.7	\$12,551.3	\$12,101.3	\$11,709.3
78	Dollar Increase/Decrease Over Prior Year Appropriation	(\$89.5)	\$671.6	\$221.6	(\$170.4)
79	Percentage Increase	-0.7%	5.7%	1.9%	-1.4%
80	<b>GRAND TOTAL</b>	\$2,735,613.3	\$2,837,902.2	\$2,784,002.3	\$2,743,068.2
81	Dollar Increase/Decrease Over Prior Year Appropriation	\$20,143.7	\$102,288.9	\$48,389.0	\$7,454.9
82	<b>LFC Compensation Recommendation</b>			\$54,228.6 <sup>2</sup>	
83	<b>GRAND TOTAL with Compensation Recommendation</b>	\$2,735,613.3	\$2,837,902.2	\$2,838,230.9	\$2,743,068.2
84	Dollar Increase/Decrease Over Prior Year Appropriation		\$102,288.9	\$102,617.6	\$7,454.9
85	Percentage Increase	0.7%	3.7%	3.8%	0.3%

<b>Section 5 - Nonrecurring</b>		FY16 OpBud	FY17 Exec Rec	FY17 LFC Rec	Chapter 11 Laws 2016
86	Emergency Supplemental Funding for School Districts (Reauthorize FY16 Section 4 & 5 Emergency Supplemental Appropriations)	\$ 2,000.00	\$ 4,000.00	\$ 2,000.00	\$ 2,000.00 <sup>4</sup>
87	Sufficiency Lawsuit Fees	\$ 1,200.00	\$ 2,000.00	\$ 1,200.00	\$ 1,200.00
88	Audit Costs	\$ 450.00			
89	Teacher Supplies (Reauthorize Up To \$1 million of FY16 Appropriation)	\$ 2,000.00			
90	Reauthorize Certain FY16 Related Recurring Appropriations - Up To \$1.5 million for Teacher Supplies and Teacher Advisory and Training Support				7
91	Reauthorize Section 4 Related Recurring Appropriations (Excluding \$1.5 million Reauthorized in Line 90)				7
92	Hold Harmless for SB 141 (Includes Additional \$1 Million from State Support Reserve Fund)				\$ -1,300.00 <sup>19</sup>

Source: LESC

**Section 4 - Recurring Appropriations**

<sup>1</sup> The FY16 Op Bud column reflects reductions totaling \$16.5 million pursuant to Section 10 of Chapter 11 of Laws 2016. Of that amount, \$15.8 million was reduced from the program cost (line 15), \$605 thousand reduced from the performance pay appropriation (line 50), and \$71.6 thousand from PED's operating budget (line 77).

**Categorical Public School Support**

<sup>2</sup> LFC recommended \$54.2 million for a compensation increase for teachers, school administrators, and mentors and the teacher and school leader programs and supports for training, preparation, recruitment, and retention initiative. The committee recommended appropriating the \$54.2 million to the Department of Finance and Administration for disbursement to agencies contingent on a minimum level of revenue in certain funds.

<sup>3</sup> LFC recommended making an appropriation for school district transportation and a separate appropriation for state-chartered charter school transportation. The GAA of 2016 included two transportation distributions with language directing PED how to calculate distributions; however, language was vetoed by the governor, effectively resulting in two appropriations to be distributed to both school districts and state-chartered charter schools (no change from current distribution).

<sup>4</sup> Any remaining balances of the \$2 million appropriated in Section 4 and the \$2 million appropriated in Section 5 of the GAA of 2015 were reauthorized for use in FY17.

<sup>5</sup> The GAA of 2015 included \$3.1 million in nonrecurring general fund revenue to supplement the recurring instructional materials appropriation, including \$1 million from the education lock box. The LFC recommendation for FY17 replaced the nonrecurring revenue appropriated in FY16. For FY17, language in the GAA requires PED to calculate entitlements and distributions from the instructional materials appropriation excluding private school students consistent with the decision in *Moses v. Skandera*, 2015-NMSC-036.

<sup>6</sup> The GAA of 2015 included \$675.4 thousand in Indian education fund balance and earmarked \$400 thousand in general fund revenues for teaching support for Native American students. The LFC recommendation included \$500 thousand in Indian education fund balance and continued the earmark for teaching support for Native American students. The FY17 appropriation includes \$675.4 thousand in Indian education fund balance and earmarks \$400 thousand in general fund revenues for teaching support for Native American students.

**Related Recurring "Below-the-Line"**

<sup>7</sup> Up to \$1.5 million of the general fund appropriations made in FY16 for lines 50, 56, 57, 58, 60, 62, 63, 67, and 68 were reauthorized for distribution to classroom teachers to purchase classroom supplies and to support PED's teacher advisory and training support initiative in FY17. The remaining balances of all FY16 related recurring appropriations were reauthorized for use in FY17 for the same purpose.

<sup>8</sup> The LFC recommended establishing a pilot program to extend K-3 Plus to fourth and fifth grades in schools that voluntarily implement a school-wide "K-5 Plus" program. The GAA of 2016 includes funding for the K-5 Plus pilot.

<sup>9</sup> The GAA of 2015 included \$3.5 million in TANF funds and continued the extended-day pilot. The LFC recommendation included \$3.5 million in TANF funds and continued the extended-day pilot. The FY17 appropriation includes the TANF funds and continues the extended-day pilot.

<sup>10</sup> The executive and LFC recommended earmarking any increase in funding over the FY16 appropriation for high-poverty, low-performing elementary schools.

<sup>11</sup> The GAA of 2015 allows breakfast to be served before the start of the instructional day. The executive requested an increase to expand the program to middle and high school students. The LFC recommendation continued FY16 language and funds breakfast for elementary students only. The FY17 appropriation is for elementary students and includes language to allow schools to serve breakfast to elementary students prior to the start of the instructional day provided that breakfast is also served after the instructional day begins.

<sup>12</sup> The FY16 appropriations for after school and summer enrichment programs included \$750.8 thousand in other state funds.

<sup>13</sup> The FY16 appropriations for performance pay included almost \$1.8 million in other state funds. The entire \$605 thousand Section 10 reduction for related recurring appropriations was taken from the performance pay appropriation.

<sup>14</sup> The GAA of 2015 earmarked \$1 million of the FY16 appropriation for creation of a school leadership program like the University of Virginia's School Turnaround Specialist Program and reauthorized the FY15 appropriation for school leader preparation in FY16. The LFC recommended continuing the earmark in FY17. The GAA of 2016 continues the earmark.

<sup>15</sup> The FY16 appropriations for IDEAL-NM included \$250 thousand in other state funds.

<sup>16</sup> The FY16 appropriations for interventions and support for students, struggling schools, and parents included \$2 million in other state funds.

<sup>17</sup> The FY16 appropriations for teachers pursuing excellence included \$1 million in other state funds.

**Section 5 - Nonrecurring Appropriations**

<sup>18</sup> Up to \$1 million of the remaining balance of the \$2 million FY16 Section 5 appropriation for teacher supplies was reauthorized for the same purpose in FY17.

<sup>19</sup> The GAA of 2016 included \$1.3 million in general fund revenue and \$1 million from the state support reserve fund for implementation of Senate Bill 141 contingent on enactment of the bill. Senate Bill 141 failed to pass the Legislature, invalidating the appropriation. Though the contingency was not met, the governor vetoed the appropriation.

# APPENDIX B

## HISTORY OF THE UNIT VALUE 1974-1975 FINAL to 2016-2017 PRELIMINARY

School Year	Preliminary Unit Value	Final Unit Value	Increase/Decrease from Previous Year	Percent Increase/Decrease from Prior Year
1974-1975		\$616.50		
1975-1976		\$703.00	\$86.50	14.0%
1976-1977		\$800.00	\$97.00	13.8%
1977-1978		\$905.00	\$105.00	13.1%
1978-1979		\$1,020.00	\$115.00	12.7%
1979-1980		\$1,145.00	\$125.00	12.3%
1980-1981		\$1,250.00	\$105.00	9.2%
1981-1982		\$1,405.00	\$155.00	12.4%
1982-1983 <sup>1</sup>	\$1,540.00	\$1,511.33	\$106.33	7.6%
1983-1984		\$1,486.00	(\$25.33)	-1.7%
1984-1985		\$1,583.50	\$97.50	6.6%
1985-1986 <sup>2</sup>	\$1,608.00	\$1,618.87	\$35.37	2.2%
1986-1987		\$1,612.51	(\$6.36)	-0.4%
1987-1988		\$1,689.00	\$76.49	4.7%
1988-1989		\$1,737.78	\$48.78	2.9%
1989-1990		\$1,811.51	\$73.73	4.2%
1990-1991		\$1,883.74	\$72.23	4.0%
1991-1992		\$1,866.00	(\$17.74)	-0.9%
1992-1993 <sup>3</sup>	\$1,851.73	\$1,867.96	\$1.96	0.1%
1993-1994	\$1,927.27	\$1,935.99	\$68.03	3.6%
1994-1995	\$2,015.70	\$2,029.00	\$93.01	4.8%
1995-1996	\$2,113.00	\$2,113.00	\$84.00	4.1%
1996-1997	\$2,125.83	\$2,149.11	\$36.11	1.7%
1997-1998	\$2,175.00	\$2,175.00	\$25.89	1.2%
1998-1999	\$2,322.00	\$2,344.09	\$169.09	7.8%
1999-2000 <sup>4</sup>	\$2,460.00	\$2,460.00	\$115.91	4.9%
2000-2001	\$2,632.32	\$2,647.56	\$187.56	7.6%
2001-2002	\$2,868.72	\$2,871.01	\$223.45	8.4%
2002-2003	\$2,896.01	\$2,889.89	\$18.88	0.7%
2003-2004	\$2,977.23	\$2,976.20	\$86.31	3.0%
2004-2005	\$3,035.15	\$3,068.70	\$92.50	3.1%
2005-2006 <sup>5</sup>	\$3,165.02	\$3,198.01	\$129.31	4.2%
2006-2007 <sup>5,6</sup>	\$3,444.35	\$3,446.44	\$248.43	7.8%
2007-2008	\$3,645.77	\$3,674.26	\$227.82	6.6%
2008-2009	\$3,892.47	\$3,871.79 <sup>7</sup>	\$197.53	5.4%
2009-2010	\$3,862.79 <sup>8</sup>	\$3,792.65 <sup>9</sup>	(\$79.14)	-2.0%
2010-2011	\$3,712.45 <sup>10</sup>	\$3,712.17 <sup>11</sup>	(\$80.48)	-2.1%
2011-2012	\$3,585.97	\$3,598.87	(\$113.30)	-3.1%
2012-2013	\$3,668.18	\$3,673.54	\$74.67	2.1%
2013-2014	\$3,817.55	\$3,817.55	\$144.01	3.9%
2014-2015	\$4,005.75	\$4,007.75	\$190.20	5.0%
2015-2016	\$4,027.75	\$4,037.75	\$30.00	0.7%
2016-2017	\$4,040.24		\$2.49	0.1%

Source: LESC Files

<sup>1</sup> The 1982-1983 general fund appropriation was reduced by 2 percent.

<sup>2</sup> The final unit value includes \$10.87 due to the 0.5 mill redistribution (Laws 1985, Chapter 15).

<sup>3</sup> The "floating" unit value went into effect.

<sup>4</sup> The basis for funding changed to the prior-year average membership of the 40th, 80th, and 120th school days.

<sup>5</sup> For FY06, appropriated program cost included an additional \$51.8 million to implement the third year of the five-year phase-in of the three-tiered licensure system. Although this funding was distributed based on need in FY06, the \$51.8 million was included in the calculation of the unit value in FY07.

<sup>6</sup> The basis for funding changed to the prior-year average membership of the 80th and 120th school days.

<sup>7</sup> Solvency measures during the 2009 legislative session resulted in a \$20.68 decrease between the FY09 preliminary and final unit value.

<sup>8</sup> The FY10 initial unit value comprises \$3,606.40 in general fund dollars and \$256.39 in federal funding from the *American Recovery and Reinvestment Act of 2009* (ARRA).

<sup>9</sup> The FY10 final unit value comprises \$3,458.06 in general fund dollars and \$334.59 in federal ARRA funding.

<sup>10</sup> The FY11 preliminary unit value comprises \$3,674.75 in general fund dollars and \$37.70 in federal ARRA funding.

<sup>11</sup> The FY11 final unit value comprises \$3,572.34 in general fund dollars, \$37.85 in federal ARRA funding, and \$101.98 in federal Education Jobs funding.

## APPENDIX C

### HISTORY OF RECURRING GENERAL FUND APPROPRIATIONS – FY07 THROUGH FY17 PUBLIC SCHOOLS AND HIGHER EDUCATION *(dollars in thousands)*

Fiscal Year	Recurring General Fund Appropriations <sup>1</sup>	Public Schools	Increase/(Decrease) from prior year	Percent to Public Schools	Higher Education	Increase/(Decrease) from prior year	Percent to Higher Education	Percent to Public Schools and Higher Education
2007	\$5,113,148	\$2,293,467.1	\$161,565.5	44.9%	\$761,956.8	\$47,005.8	14.9%	<b>59.8%</b>
2008	\$5,674,956	\$2,484,677.9	\$191,210.8	43.8%	\$846,341.5	\$84,384.7	14.9%	<b>58.7%</b>
2009 (adjusted for solvency) <sup>2</sup>	\$5,862,403	\$2,538,686.6	\$54,008.7	43.3%	\$862,776.1	\$16,434.6	14.7%	<b>58.0%</b>
2010 (adjusted for solvency) <sup>3</sup>	\$5,269,660	\$2,276,079.3	<b>(\$262,607.3)</b>	43.2%	\$816,389.9	<b>(\$46,386.2)</b>	15.5%	<b>58.7%</b>
2011 (after 0.544% sanding and 3.244% reduction) <sup>4</sup>	\$5,211,950	\$2,339,263.2	\$63,183.9	44.9%	\$762,281.8	<b>(\$54,108.1)</b>	14.6%	<b>59.5%</b>
2012	\$5,436,937	\$2,366,012.0	\$26,748.8	43.5%	\$733,343.9	<b>(\$28,937.9)</b>	13.5%	<b>57.0%</b>
2013	\$5,658,878	\$2,455,341.4	\$89,329.4	43.4%	\$757,716.6	\$24,372.7	13.4%	<b>56.8%</b>
2014	\$5,899,044	\$2,567,475.9	\$112,134.5	43.5%	\$796,480.9	\$38,764.3	13.5%	<b>57.0%</b>
2015 (after 0.275% sanding) <sup>5</sup>	\$6,160,667	\$2,715,287.6	\$147,811.7	44.1%	\$838,565.1	\$42,084.2	13.6%	<b>57.7%</b>
2016 (estimated, adjusted for solvency) <sup>6</sup>	\$6,202,245	\$2,735,613.3	\$20,325.7	44.1%	\$843,034.0	\$4,468.9	13.6%	<b>57.7%</b>
2017 (estimated) <sup>6</sup>	\$6,228,314	\$2,758,873.5	\$23,260.2	44.3%	\$828,473.5	<b>(\$14,560.5)</b>	13.3%	<b>57.6%</b>

Source: LESC

<sup>1</sup> Total recurring general fund appropriations in the General Appropriation Act and the legislative feed bill.

<sup>2</sup> The FY09 appropriations for public education do not include a one-time \$35.8 million appropriation to the state equalization guarantee (SEG) distribution from the "education lockbox."

<sup>3</sup> The FY10 appropriations for public education do not include a one-time \$210.2 million appropriation to the SEG from federal American Recovery and Reinvestment Act of 2009 (ARRA) revenue. The FY10 appropriations for higher education do not include \$13.4 million in federal ARRA revenue appropriated to postsecondary institutions.

<sup>4</sup> The FY11 appropriations for public education do not include a one-time \$23.9 million appropriation to the SEG from federal ARRA revenue; however, the FY11 appropriations do reflect the restoration of \$164.7 million in general fund revenue that was supplanted in the SEG with federal ARRA revenue in FY10. The FY11 appropriations for higher education do not include \$10.9 million in federal ARRA revenue appropriated to postsecondary institutions.

<sup>5</sup> The FY15 appropriations to higher education do not include \$11.5 million in nonrecurring revenue from the student financial aid fund appropriated for the legislative lottery scholarship program.

<sup>6</sup> Final audited general fund appropriations are not yet available for FY16 and FY17.

18

## APPENDIX D

### PUBLIC SCHOOL CAPITAL OUTLAY APPROPRIATIONS

~~strickethrough~~ indicates executive veto

Laws 2016, Chapter 81 (\*CS/H 219)

Site (School District)	Purpose	Amount
<b>STATEWIDE PROJECTS FUNDED WITH PUBLIC SCHOOL CAPITAL OUTLAY FUND REVENUE (SUPPLEMENTAL SEVERANCE TAX BONDS)</b>		
Statewide	To plan, design, renovate, and construct public school prekindergarten classrooms statewide.	\$5,000,000
Statewide	To purchase and equip school buses statewide.	\$7,000,000
<b>Total Authorized for Statewide Projects</b>		<b>\$12,000,000</b>
<b>Executive Vetoes for Statewide Projects</b>		<b>\$0</b>
<b>DIRECT APPROPRIATIONS TO SCHOOL DISTRICTS FUNDED WITH SEVERANCE TAX BONDS</b>		
Adobe Acres Elementary School (Albuquerque Public Schools (APS))	To plan, design, renovate, and construct improvements to the grounds, fields, and track areas, including the purchase and installation of related equipment, furniture, and landscaping.	\$20,000
Alameda Elementary School (APS)	To purchase and install security cameras, including related equipment, information technology, furniture, infrastructure, and improvements.	\$85,000
Alamosa Elementary School (APS)	To plan, design, renovate, and construct improvements to the grounds, fields, and track areas, including the purchase and installation of related equipment, furniture, and landscaping.	\$74,300
Albuquerque High School (APS)	To plan, design, construct, renovate, equip, and improve the performing arts centers, including the purchase and installation of stage curtains, seating, carpet, sound and lighting systems, refinishing of stages, information technology, and related equipment, furniture, and infrastructure.	\$135,945
Alice King Community School (APS)	To plan, design, purchase, construct, and install information technology, including related equipment, furniture, and infrastructure.	\$60,000
Apache Elementary School (APS)	To purchase and install security cameras, including related equipment, information technology, furniture, infrastructure, and improvements.	\$21,500
Apache Elementary School (APS)	To plan, design, construct, improve, and landscape the grounds, courtyards, buildings, and facilities, including the purchase and installation of related equipment, fencing, shade structures, benches, tables, and furniture.	\$20,000
Arroyo Del Oso Elementary School (APS)	To purchase and install security cameras, including related equipment, information technology, furniture, infrastructure, and improvements.	\$84,000
Atrisco Elementary School (APS)	To purchase and install security cameras, including related equipment, information technology, furniture, infrastructure, and improvements.	\$25,000

**APPENDIX D**

**PUBLIC SCHOOL CAPITAL OUTLAY APPROPRIATIONS**

~~strikethrough~~ indicates executive veto

**Laws 2016, Chapter 81 (\*CS/H 219)**

Site (School District)	Purpose	Amount
16 Atrisco Heritage Academy High School (APS)	To plan, design, construct, improve, and landscape the grounds, courtyards, buildings, and facilities, including the purchase and installation of related equipment, fencing, shade structures, benches, tables, and furniture.	\$40,000 16
17 Aztec Complex and Autism Center (APS)	To plan, design, construct, improve, landscape, equip, and furnish the grounds, courtyard, and fields, including the purchase and installation of related equipment, drainage, bleachers, fencing, shade structures, and furniture.	\$25,500 17
18 Bandelier Elementary School (APS)	To purchase and install security cameras, including related equipment, information technology, furniture, infrastructure, and improvements.	\$55,945 18
19 Bel-Air Elementary School (APS)	To plan, design, construct, improve, landscape, equip, and furnish the grounds, courtyards, and fields, including the purchase and installation of related equipment, drainage, bleachers, fencing, shade structures, and furniture.	\$15,000 19
20 Bellehaven Elementary School (APS)	To plan, design, construct, improve, landscape, and equip the grounds and playgrounds, including the purchase and installation of related equipment, fencing, shade structures, and drainage improvements.	\$100,000 20
21 Bellehaven Elementary School (APS)	To purchase and install security cameras, including related equipment, information technology, furniture, infrastructure, and improvements.	\$35,000 21
22 Career Enrichment Center and Early College Academy (APS)	To purchase and install library and bookroom equipment, furniture, fixtures, bookshelves, and information technology, including the related equipment, infrastructure, and improvements in the libraries and bookrooms.	\$25,000 22
23 Carlos Rey Elementary School (APS)	To plan, design, construct, improve, furnish, and landscape the grounds, fields, and basketball and tennis court areas, including the purchase and installation of related equipment, fencing, court resurfacing, base pavement, and striping.	\$40,000 23
24 Chamiza Elementary School (APS)	To plan, design, construct, improve, and landscape the grounds, courtyard, buildings, and facilities, including the purchase and installation of related equipment, fencing, shade structures, benches, tables, and furniture.	\$100,000 24
25 Chaparral Elementary School (APS)	To purchase and install security cameras, including related equipment, information technology, furniture, infrastructure, and improvements.	\$43,000 25
26 Chelwood Elementary School (APS)	To plan, design, construct, improve, renovate, furnish, and equip buildings and facilities, including the purchase and installation of related equipment, infrastructure, fixtures, and furniture.	\$10,000 26

## APPENDIX D

### PUBLIC SCHOOL CAPITAL OUTLAY APPROPRIATIONS

~~strickethrough~~ indicates executive veto

Laws 2016, Chapter 81 (\*CS/H 219)

Site (School District)	Purpose	Amount
27 Chelwood Elementary School (APS)	To purchase and install library and bookroom equipment, furniture, fixtures, bookshelves, and information technology, including related equipment, infrastructure, and improvements in the libraries and bookrooms.	\$20,000 27
28 Cibola High School (APS)	To plan, design, construct, improve, furnish, and landscape the grounds, fields, and basketball and tennis court areas, including the purchase and installation of related equipment, fencing, court resurfacing, base pavement, and striping.	\$55,000 28
29 Cleveland Middle School (APS)	To plan, design, renovate, and construct improvements to the grounds, fields, and track areas, including the purchase and installation of related equipment, furniture, and landscaping.	\$100,000 29
30 Cochiti Elementary School (APS)	To purchase and install security cameras, including related equipment, information technology, furniture, infrastructure, and improvements.	\$47,000 30
31 <del>College and Career High School (APS)</del>	<del>To purchase and install information technology, including related equipment, furniture, and infrastructure.</del>	<del>\$6,250 31</del>
32 Collet Park Elementary School (APS)	To plan, design, construct, improve, and landscape the grounds, courtyards, buildings, and facilities, including the purchase and installation of related equipment, fencing, shade structures, benches, tables, and furniture.	\$25,000 32
33 Comanche Elementary School (APS)	To plan, design, construct, improve, landscape, and equip the grounds and playgrounds, including the purchase and installation of related equipment, fencing, shade structures, and drainage improvements.	\$50,000 33
34 Del Norte High School (APS)	To plan, design, renovate, construct, equip, and improve the arts and music buildings, facilities, and rooms, including the purchase and installation of related equipment, information technology, equipment storage units, furniture, and infrastructure.	\$50,000 34
35 Dennis Chavez Elementary School (APS)	To purchase and install security cameras, including related equipment, information technology, furniture, infrastructure, and improvements.	\$78,000 35
36 Desert Ridge Middle School (APS)	To plan, design, construct, improve, and landscape the grounds, courtyards, buildings, and facilities, including the purchase and installation of related equipment, fencing, shade structures, benches, tables, and furniture.	\$180,000 36
37 Digital Arts and Technology Academy (APS)	To plan, design, and construct improvements to the grounds, facilities, and electrical system, including landscaping and the purchase and installation of security systems, information technology, and related equipment, furniture, and infrastructure.	\$40,000 37

## APPENDIX D

### PUBLIC SCHOOL CAPITAL OUTLAY APPROPRIATIONS

~~strikethrough~~ indicates executive veto

Laws 2016, Chapter 81 (\*CS/H 219)

Site (School District)	Purpose	Amount
38 Dolores Gonzales Elementary School (APS)	To plan, design, construct, improve, and landscape the grounds, fields, and playgrounds, including the purchase and installation of artificial turf, drainage, related equipment, furniture, shade structures, and fencing.	\$50,000 38
39 Duranes Elementary School (APS)	To plan, design, construct, improve, and landscape the grounds, fields, and playgrounds, including the purchase and installation of artificial turf, drainage, related equipment, furniture, shade structures, and fencing.	\$93,000 39
40 East Mountain High School (APS)	To purchase and equip a bus.	\$120,000 40
41 East Mountain High School (APS)	To purchase and install information technology, including related equipment, furniture, and infrastructure.	\$25,000 41
42 East Mountain High School (APS)	To purchase and install a heating, ventilation, and air conditioning system.	\$20,000 42
43 East San Jose Elementary School (APS)	To purchase and install security cameras, including related equipment, information technology, furniture, infrastructure, and improvements.	\$20,000 43
44 Edmund G. Ross Elementary School (APS)	To purchase and install security cameras, including related equipment, information technology, furniture, infrastructure, and improvements.	\$83,000 44
45 Eisenhower Middle School (APS)	To purchase and install security cameras, including related equipment, information technology, furniture, infrastructure, and improvements.	\$97,000 45
46 El Camino Real Academy Charter School (APS)	To plan, design, construct, purchase, and install improvements, including a roof, fencing, information technology, and related equipment, furniture, and infrastructure.	\$45,000 46
47 Eldorado High School (APS)	To purchase and install security cameras, including related equipment, information technology, furniture, infrastructure, and improvements.	\$41,000 47
48 Emerson Elementary School (APS)	To plan, design, construct, improve, landscape, and equip the grounds and playgrounds, including the purchase and installation of related equipment, fencing, shade structures, and drainage improvements.	\$230,000 48
49 Emerson Elementary School (APS)	To purchase and install security cameras, including related equipment, information technology, furniture, infrastructure, and improvements.	\$85,000 49
50 Ernie Pyle Middle School (APS)	To plan, design, construct, improve, furnish, and landscape the grounds, fields, and basketball and tennis court areas, including the purchase and installation of related equipment, fencing, court resurfacing, base pavement, and striping.	\$35,000 50
51 Ernie Pyle Middle School (APS)	To purchase and install security cameras, including related equipment, information technology, furniture, infrastructure, and improvements.	\$25,000 51



## APPENDIX D

### PUBLIC SCHOOL CAPITAL OUTLAY APPROPRIATIONS

~~strikethrough~~ indicates executive veto

Laws 2016, Chapter 81 (\*CS/H 219)

Site (School District)	Purpose	Amount
52 Eubank Elementary School (APS)	To plan, design, renovate, construct, equip, and improve the arts and music buildings, facilities and rooms, including the purchase and installation of related equipment, information technology, equipment storage units, furniture, and infrastructure.	\$25,000 52
53 Eubank Elementary School (APS)	To purchase and install security cameras, including related equipment, information technology, furniture, infrastructure, and improvements.	\$60,000 53
54 Eugene Field Elementary School (APS)	To purchase and install security cameras, including related equipment, information technology, furniture, infrastructure, and improvements.	\$33,000 54
55 Freedom High School (APS)	To purchase and install security cameras, including related equipment, information technology, furniture, infrastructure, and improvements.	\$15,000 55
56 Garfield Middle School (also known as Garfield STEM School) (APS)	To plan, design, construct, improve, furnish, and landscape the grounds, fields, and basketball and tennis court areas, including the purchase and installation of related equipment, fencing, court resurfacing, base pavement, and striping.	\$32,000 56
57 George I. Sánchez Collaborative Community School (APS)	To plan, design, renovate, construct, equip, and improve the arts and music buildings, facilities, and rooms, including the purchase and installation of related equipment, information technology, equipment storage units, furniture, and infrastructure.	\$20,000 57
58 Georgia O'Keeffe Elementary School (APS)	To plan, design, construct, improve, landscape, and equip the grounds and playgrounds, including the purchase and installation of related equipment, fencing, shade structures, and drainage improvements.	\$30,000 58
59 Governor Bent Elementary School (APS)	To plan, design, construct, improve, and landscape the grounds, courtyards, buildings, and facilities, including the purchase and installation of related equipment, fencing, shade structures, benches, tables, and furniture.	\$75,000 59
60 Grant Middle School (APS)	To purchase and install security cameras, including related equipment, information technology, furniture, infrastructure, and improvements.	\$57,000 60
61 Griegos Elementary School (APS)	To purchase and install library and bookroom equipment, furniture, fixtures, bookshelves, and information technology, including related equipment, infrastructure, and improvements in the libraries and bookrooms.	\$45,000 61
62 Griegos Elementary School (APS)	To plan, design, construct, improve, and landscape the grounds, courtyards, buildings, and facilities, including the purchase and installation of related equipment, fencing, shade structures, benches, tables, and furniture.	\$75,000 62

**APPENDIX D**

**PUBLIC SCHOOL CAPITAL OUTLAY APPROPRIATIONS**

~~strikethrough~~ indicates executive veto

**Laws 2016, Chapter 81 (\*CS/H 219)**

Site (School District)	Purpose	Amount
63 Hubert Humphrey Elementary School (APS)	To plan, design, construct, improve, landscape, and equip the grounds and playgrounds, including the purchase and installation of related equipment, fencing, shade structures, and drainage improvements.	\$20,000 63
64 Hubert Humphrey Elementary School (APS)	To purchase and install security cameras, including related equipment, information technology, furniture, infrastructure, and improvements.	\$90,000 64
65 Harrison Middle School (APS)	To purchase and install library and bookroom equipment, furniture, fixtures, bookshelves, and information technology, including related equipment, infrastructure, and improvements in the libraries and bookrooms.	\$25,000 65
66 Hayes Middle School (APS)	To plan, design, renovate, and construct improvements to the grounds, fields, and track areas, including the purchase and installation of related equipment, furniture, and landscaping.	\$65,945 66
67 Helen Cordero Elementary School (APS)	To plan, design, construct, improve, and landscape the grounds, courtyards, buildings, and facilities, including the purchase and installation of related equipment, fencing, shade structures, benches, tables, and furniture.	\$75,000 67
68 Highland High School (APS)	To purchase and install security cameras, including related equipment, information technology, furniture, infrastructure, and improvements.	\$77,945 68
69 Hoover Middle School (APS)	To purchase and install security cameras, including related equipment, information technology, furniture, infrastructure, and improvements.	\$75,000 69
70 Inez Elementary School (APS)	To plan, design, construct, improve, landscape, and equip the grounds and playgrounds, including the purchase and installation of related equipment, fencing, shade structures, and drainage improvements.	\$65,000 70
71 Jackson Middle School (APS)	To purchase and install security cameras, including related equipment, information technology, furniture, infrastructure, and improvements.	\$20,000 71
72 James Monroe Middle School (APS)	To purchase and install library and bookroom equipment, furniture, fixtures, bookshelves, and information technology, including related equipment, infrastructure, and improvements in the libraries and bookrooms.	\$75,000 72
73 James Monroe Middle School (APS)	To plan, design, renovate, and construct improvements to the grounds, fields, and track areas, including the purchase and installation of related equipment, furniture, and landscaping.	\$125,000 73
74 Jefferson Middle School (APS)	To purchase and install security cameras, including related equipment, information technology, furniture, infrastructure, and improvements.	\$60,945 74
75 Jimmy Carter Middle School (APS)	To plan, design, construct, improve, landscape, equip, and furnish the grounds, courtyards, and fields, including the purchase and installation of related equipment, drainage, bleachers, fencing, shade structures, and furniture.	\$118,800 75

**APPENDIX D**

**PUBLIC SCHOOL CAPITAL OUTLAY APPROPRIATIONS**

~~strikethrough~~ indicates executive veto

**Laws 2016, Chapter 81 (\*CS/H 219)**

25

Site (School District)	Purpose	Amount
76 John Adams Middle School (APS)	To purchase and install security cameras, including related equipment, information technology, furniture, infrastructure, and improvements.	\$79,000 76
77 Junior Reserve Officers Training Corps Program (APS)	To plan, design, construct, improve, and equip the facilities and gymnasiums, including the purchase and installation of related equipment, furniture, and marksmanship target ranges.	\$118,000 77
78 Junior Reserve Officers Training Corps Program (APS)	To purchase and equip a vehicle.	\$60,000 78
79 Kennedy Middle School (APS)	To purchase and install library and bookroom equipment, furniture, fixtures, bookshelves, and information technology, including related equipment, infrastructure, and improvements in the libraries and bookrooms.	\$38,000 79
80 Kennedy Middle School (APS)	To purchase and install security cameras, including related equipment, information technology, furniture, infrastructure, and improvements.	\$120,800 80
81 Kirtland Elementary School (APS)	To purchase and install security cameras, including related equipment, information technology, furniture, infrastructure, and improvements.	\$40,945 81
82 La Academia de Esperanza Charter School (APS)	To plan, design, construct, renovate, furnish, equip, and improve facilities, buildings, grounds, and fencing and to purchase and install information technology, including related equipment, furniture, and infrastructure.	\$15,000 82
83 La Mesa Elementary School (APS)	To plan, design, construct, improve, landscape, equip, and furnish the grounds, courtyards, and fields, including the purchase and installation of related equipment, drainage, bleachers, fencing, shade structures, and furniture.	\$68,000 83
84 Lew Wallace Elementary School (APS)	To plan, design, construct, improve, and landscape the grounds, courtyards, buildings, and facilities, including the purchase and installation of related equipment, fencing, shade structures, benches, tables, and furniture.	\$30,000 84
85 Longfellow Elementary School (APS)	To purchase and install library and bookroom equipment, furniture, fixtures, bookshelves, and information technology, including related equipment, infrastructure, and improvements in the libraries and bookrooms.	\$32,000 85
86 Los Padillas Elementary School (APS)	To purchase and install security cameras, including related equipment, information technology, furniture, infrastructure, and improvements.	\$30,000 86
87 Los Ranchos Elementary School (APS)	To plan, design, construct, improve, landscape, and equip the grounds and playgrounds, including the purchase and installation of related equipment, fencing, shade structures, and drainage improvements.	\$40,000 87

**APPENDIX D**

**PUBLIC SCHOOL CAPITAL OUTLAY APPROPRIATIONS**

~~strikethrough~~ indicates executive veto

**Laws 2016, Chapter 81 (\*CS/H 219)**

Site (School District)	Purpose	Amount
88 Los Ranchos Elementary School (APS)	To purchase and install security cameras, including related equipment, information technology, furniture, infrastructure, and improvements.	\$10,000 <sup>88</sup>
89 Lowell Elementary School (APS)	To plan, design, construct, improve, and landscape the grounds, courtyards, buildings, and facilities, including the purchase and installation of related equipment, fencing, shade structures, benches, tables, and furniture.	\$10,000 <sup>89</sup>
90 Lyndon B. Johnson Middle School (APS)	To purchase and install library and bookroom equipment, furniture, fixtures, bookshelves, and information technology, including related equipment, infrastructure, and improvements in the libraries and bookrooms.	\$75,000 <sup>90</sup>
91 Madison Middle School (APS)	To plan, design, renovate, and construct improvements to the grounds, fields, and track areas, including the purchase and installation of related equipment, furniture, and landscaping.	\$45,000 <sup>91</sup>
92 Manzano High School (APS)	To plan, design, renovate, construct, equip, and improve the arts and music buildings, facilities, and rooms, including the purchase and installation of related equipment, information technology, storage units, furniture, and infrastructure.	\$40,000 <sup>92</sup>
93 Manzano High School (APS)	To plan, design, construct, renovate, equip, and improve the performing arts centers, including the purchase and installation of stage curtains, seating, carpet, sound, and lighting systems, refinishing of stages, information technology, and related equipment, furniture, and infrastructure.	\$70,000 <sup>93</sup>
94 Manzano Mesa Elementary School (APS)	To plan, design, construct, improve, and landscape the grounds, fields, and playgrounds, including the purchase and installation of artificial turf, drainage, related equipment, furniture, shade structures, and fencing.	\$35,000 <sup>94</sup>
95 Mark Twain Elementary School (APS)	To plan, design, construct, renovate, improve, and landscape the grounds, drainage, and parking lot areas, including the purchase and installation of related equipment, shade structures, furniture, fencing, <del>and signage</del> .	\$55,945 <sup>95</sup>
96 Mary Ann Binford Elementary School (APS)	To plan, design, renovate, and construct improvements to the grounds, fields, and track areas, including the purchase and installation of related equipment, furniture, and landscaping.	\$85,000 <sup>96</sup>
97 McKinley Middle School (APS)	To plan, design, construct, improve, landscape, equip, and furnish the grounds, courtyards, and fields, including the purchase and installation of related equipment, drainage, bleachers, fencing, shade structures, and furniture.	\$40,000 <sup>97</sup>
98 Mission Avenue Elementary School (APS)	To plan, design, construct, improve, and landscape the grounds, courtyards, buildings, and facilities, including the purchase and installation of related equipment, fencing, shade structures, benches, tables, and furniture.	\$20,000 <sup>98</sup>

## APPENDIX D

### PUBLIC SCHOOL CAPITAL OUTLAY APPROPRIATIONS

~~strikethrough~~ indicates executive veto

**Laws 2016, Chapter 81 (\*CS/H 219)**

Site (School District)	Purpose	Amount
99 Mitchell Elementary School (APS)	To plan, design, construct, improve, and landscape the grounds, courtyards, buildings, and facilities, including the purchase and installation of related equipment, fencing, shade structures, benches, tables, and furniture.	\$30,000
100 Monte Vista Elementary School (APS)	To purchase and install security cameras, including related equipment, information technology, furniture, infrastructure, and improvements.	\$60,945
101 Montezuma Elementary School (APS)	To purchase and install library and bookroom equipment, furniture, fixtures, bookshelves, and information technology, including related equipment, infrastructure, and improvements in the libraries and bookrooms.	\$10,000
102 Mountain Mohogany Community School (APS)	To purchase and install information technology, including related equipment, furniture, and infrastructure.	\$19,000
103 Mountain View Elementary School (APS)	To purchase and install security cameras, including related equipment, information technology, furniture, infrastructure, and improvements.	\$28,000
104 Navajo Elementary School (APS)	To plan, design, construct, improve, and landscape the grounds, courtyards, buildings, and facilities, including the purchase and installation of related equipment, fencing, shade structures, benches, tables, and furniture.	\$10,000
105 New Futures High School (APS)	To plan, design, construct, improve, landscape, equip, and furnish the grounds, courtyards, and fields, including the purchase and installation of related equipment, drainage, bleachers, fencing, shade structures, and furniture.	\$20,000
106 North Star Elementary School (APS)	To plan, design, construct, improve, and landscape the grounds, courtyards, buildings, and facilities, including the purchase and installation of related equipment, fencing, shade structures, benches, tables, and furniture.	\$86,000
107 Nuestros Valores Charter School (APS)	To plan, design, construct, purchase, renovate, furnish, equip, and improve facilities, buildings, and grounds and to purchase and install information technology, including related equipment, furniture, and infrastructure.	\$60,000
108 <del>Nusenda Community Stadium Hall of Fame (APS)</del>	<del>To purchase, equip, install, and frame sports memorabilia.</del>	<del>\$10,000</del>
109 Oñate Elementary School (APS)	To plan, design, construct, improve, landscape, and equip the grounds and playgrounds, including the purchase and installation of related equipment, fencing, shade structures, and drainage improvements.	\$45,000
110 Osuna Elementary School (APS)	To purchase and install security cameras, including related equipment, information technology, furniture, infrastructure, and improvements.	\$118,000

**APPENDIX D**

**PUBLIC SCHOOL CAPITAL OUTLAY APPROPRIATIONS**

~~strikethrough~~ indicates executive veto

**Laws 2016, Chapter 81 (\*CS/H 219)**

<b>Site (School District)</b>	<b>Purpose</b>	<b>Amount</b>
111 Painted Sky Elementary School (APS)	To plan, design, construct, improve, landscape, and equip the grounds and playgrounds, including the purchase and installation of related equipment, fencing, shade structures, and drainage improvements.	\$75,000 111
112 Pajarito Elementary School (APS)	To plan, design, renovate, and construct improvements to the grounds, fields, and track areas, including the purchase and installation of related equipment, furniture, and landscaping.	\$40,000 112
113 Petroglyph Elementary School (APS)	To purchase and install information technology, including related equipment, furniture, and infrastructure.	\$20,000 113
114 Polk Middle School (APS)	To purchase and install security cameras, including related equipment, information technology, furniture, infrastructure, and improvements.	\$20,000 114
115 Reginald F. Chavez Elementary School (APS)	To plan, design, renovate, and construct improvements to the grounds, fields, and track areas, including the purchase and installation of related equipment, furniture, and landscaping.	\$34,000 115
116 Robert F. Kennedy Charter School (APS)	To purchase and install information technology, including related equipment, furniture, and infrastructure.	\$126,000 116
117 Roosevelt Middle School (APS)	To plan, design, construct, improve, and landscape the grounds, courtyards, buildings, and facilities, including the purchase and installation of related equipment, fencing, shade structures, benches, tables, and furniture.	\$50,000 117
118 Rudolfo Anaya Elementary School (APS)	To plan, design, renovate, and construct improvements to the grounds, fields, and track areas, including the purchase and installation of related equipment, furniture, and landscaping.	\$70,000 118
119 San Antonito Elementary School (APS)	To purchase and install library and bookroom equipment, furniture, fixtures, bookshelves, and information technology, including related equipment, infrastructure, and improvements in the libraries and bookrooms.	\$29,000 119
120 Sandia Base Elementary School (APS)	To plan, design, construct, improve, and landscape the grounds, fields, and playgrounds, including the purchase and installation of artificial turf, drainage, related equipment, furniture, shade structures, and fencing.	\$10,000 120
121 Sandia High School (APS)	To plan, design, renovate, construct, equip, and improve the arts and music buildings, facilities, and rooms, including the purchase and installation of related equipment, information technology, equipment storage units, furniture, and infrastructure.	\$66,000 121
122 School on Wheels (APS)	To plan, design, construct, improve, landscape, equip, and furnish the grounds, courtyards, and fields, including the purchase and installation of related equipment, drainage, bleachers, fencing, shade structures, and furniture.	\$25,000 122

**APPENDIX D**

**PUBLIC SCHOOL CAPITAL OUTLAY APPROPRIATIONS**

~~strikethrough~~ indicates executive veto

**Laws 2016, Chapter 81 (\*CS/H 219)**

Site (School District)	Purpose	Amount
123 Seven Bar Elementary School (APS)	To plan, design, construct, renovate, improve, and landscape the grounds, drainage, and parking lot areas, including the purchase and installation of related equipment, shade structures, furniture, fencing, <del>and signage.</del>	\$25,000 123
124 Sierra Vista Elementary School (APS)	To plan, design, construct, improve and landscape the grounds, courtyards, buildings and facilities, including the purchase and installation of related equipment, fencing, shade structures, benches, tables and furniture.	\$100,000 124
125 Sierra Vista Elementary School (APS)	To plan, design, renovate, and construct improvements to the grounds, fields, and track areas, including the purchase and installation of related equipment, furniture, and landscaping.	\$69,600 125
126 Sombra del Monte Elementary School (APS)	To plan, design, construct, improve, and landscape the grounds, courtyards, buildings, and facilities, including the purchase and installation of related equipment, fencing, shade structures, benches, tables, and furniture.	\$20,000 126
127 South Valley Academy Charter School (APS)	To plan, design, construct, purchase, and install solar panels, including related equipment, landscaping, fencing, storage, information technology, infrastructure, and ground, facility, and electrical improvements.	\$46,250 127
128 Taft Middle School (APS)	To purchase and install security cameras, including related equipment, information technology, furniture, infrastructure, and improvements.	\$45,000 128
129 Taylor Middle School (APS)	To plan, design, renovate, and construct improvements to the grounds, fields, and track areas, including the purchase and installation of related equipment, furniture, and landscaping.	\$145,000 129
130 Tierra Antigua Elementary School (APS)	To plan, design, construct, improve, and landscape the grounds, drainage, and parking lot areas, including the purchase and installation of related equipment, shade structures, furniture, fencing, <del>and signage.</del>	\$17,000 130
131 Tierra Antigua Elementary School (APS)	To plan, design, construct, improve, and landscape the grounds, courtyards, buildings, and facilities, including the purchase and installation of related equipment, fencing, shade structures, benches, tables, and furniture.	\$83,600 131
132 Tony Hillerman Middle School (APS)	To plan, design, renovate, and construct improvements to the grounds, fields, and track areas, including the purchase and installation of related equipment, furniture, and landscaping.	\$150,000 132
133 Truman Middle School (APS)	To purchase and install library and bookroom equipment, furniture, fixtures, bookshelves, and information technology, including related equipment, infrastructure, and improvements in the libraries and bookrooms.	\$50,000 133
134 Truman Middle School (APS)	To purchase and install security cameras, including related equipment, information technology, furniture, infrastructure, and improvements.	\$25,000 134

## APPENDIX D

### PUBLIC SCHOOL CAPITAL OUTLAY APPROPRIATIONS

~~strickethrough~~ indicates executive veto

Laws 2016, Chapter 81 (\*CS/H 219)

	Site (School District)	Purpose	Amount	
135	21 <sup>st</sup> Century Public Academy (APS)	To purchase a facility and to plan, design, construct, renovate, furnish, and equip the buildings and grounds, including the purchase and installation of information technology, and related equipment, furniture, and infrastructure.	\$83,750	135
136	Valle Vista Elementary School (APS)	To purchase and install security cameras, including related equipment, information technology, furniture, infrastructure and improvements.	\$86,000	136
137	Valley High School (APS)	To plan, design, construct, renovate, equip, and improve the performing arts centers, including the purchase and installation of stage curtains, seating, carpeting, sound, and lighting systems, refinishing of stages, information technology, and related equipment, furniture, and infrastructure.	\$95,000	137
138	Van Buren Middle School (APS)	To plan, design, construct, renovate, equip, and furnish improvements to the gymnasium, buildings, and facilities, including the purchase and installation of related equipment, gym floor upgrades, floor surfacing, furniture, and infrastructure.	\$112,000	138
139	Ventana Ranch Elementary School (APS)	To purchase and install security cameras, including related equipment, information technology, furniture, infrastructure, and improvements.	\$82,400	139
140	Ventana Ranch Elementary School (APS)	To plan, design, construct, improve, landscape, equip, and furnish the grounds, courtyards, and fields, including the purchase and installation of related equipment, drainage, bleachers, fencing, shade structures, and furniture.	\$75,000	140
141	Volcano Vista High School (APS)	To plan, design, construct, improve, landscape, equip, and furnish the grounds, courtyards, and fields, including the purchase and installation of related equipment, drainage, bleachers, fencing, shade structures, and furniture.	\$47,800	141
142	Washington Middle School (APS)	To purchase and install library and bookroom equipment, furniture, fixtures, bookshelves, and information technology, including related equipment, infrastructure, and improvements in the libraries and bookrooms.	\$13,000	142
143	West Mesa High School (APS)	To plan, design, renovate, and construct improvements to the grounds, fields, and track areas, including the purchase and installation of related equipment, furniture, and landscaping.	\$194,000	143
144	Wherry Elementary School (APS)	To plan, design, construct, improve, and landscape the grounds, fields, and playgrounds, including the purchase and installation of artificial turf, drainage, related equipment, furniture, shade structures, and fencing.	\$55,945	144
145	Whittier Elementary School (APS)	To purchase and install security cameras, including related equipment, information technology, furniture, infrastructure, and improvements.	\$50,945	145
146	Wilson Middle School (APS)	To purchase and install security cameras, including related equipment, information technology, furniture, infrastructure, and improvements.	\$49,000	146
147	Zia Elementary School (APS)	To purchase and install library and bookroom equipment, furniture, fixtures, bookshelves, and information technology, including related equipment, infrastructure, and improvements in the libraries and bookrooms.	\$55,945	147

30



**APPENDIX D**

**PUBLIC SCHOOL CAPITAL OUTLAY APPROPRIATIONS**

~~strikethrough~~ indicates executive veto

**Laws 2016, Chapter 81 (\*CS/H 219)**

Site (School District)	Purpose	Amount
148 Zuni Elementary Magnet School for Communication and Technology (APS)	To plan, design, construct, improve, landscape, and equip the grounds and playgrounds, including the purchase and installation of related equipment, fencing, shade structures, and drainage improvements.	\$115,000 148
149 Central Elementary School, Hermosa Elementary School, Yucca Elementary School, and Artesia Intermediate School (Artesia Public Schools)	To plan, design, purchase, construct, and install fire alarm systems.	\$300,000 149
150 <del>District-wide (Bernalillo Public Schools)</del>	<del>To plan, design, and construct an Indian Education Resource Center.</del>	<del>\$30,000</del> 150
151 Carlsbad Intermediate School (Carlsbad Municipal Schools)	To purchase and install information technology, including related equipment, furniture, and infrastructure.	\$50,000 151
152 District-wide (Cobre Consolidated School District)	To purchase and equip an activity bus.	\$150,000 152
153 San Lorenzo Elementary School, Central Elementary School, and Hurley Elementary School (Cobre Consolidated School District)	To plan, design, and construct security improvements for the entrances.	\$45,000 153
154 District-wide (Corona Public Schools)	To purchase and equip a vehicle.	\$30,000 154
155 District-wide (Dora Consolidated Schools)	To plan, design, construct, and install bleachers for the multipurpose gymnasium.	\$50,000 155
156 District-wide (Dora Consolidated Schools)	To purchase and equip a bus.	\$50,000 156

**APPENDIX D**

**PUBLIC SCHOOL CAPITAL OUTLAY APPROPRIATIONS**

~~strikethrough~~ indicates executive veto

**Laws 2016, Chapter 81 (\*CS/H 219)**

	<b>Site (School District)</b>	<b>Purpose</b>	<b>Amount</b>	
157	District-wide (Elida Municipal Schools)	To purchase and equip a bus.	\$54,000	157
158	District-wide (Estancia Municipal Schools)	To purchase and install security improvements in schools.	\$55,000	158
159	Agricultural Education Workshop (Estancia Municipal Schools)	To purchase and install equipment.	\$24,200	159
160	District-wide (Floyd Municipal Schools)	To plan, design, construct, purchase, and install energy-efficient lighting.	\$50,000	160
161	<del>District-wide (Las Vegas City Public Schools)</del>	<del>To purchase and equip a bus.</del>	<del>\$30,000</del>	161
162	District-wide (Las Vegas City Public Schools)	To purchase and equip vehicles.	\$45,000	162
163	<del>Robertson High School (Las Vegas City Public Schools)</del>	<del>To purchase band instruments and equipment.</del>	<del>\$5,000</del>	163
164	Loving Elementary School (Loving Municipal Schools)	To plan, design, construct, and equip a food service area.	\$200,000	164
165	District-wide (Lovington Municipal Schools)	To plan, design, construct, and renovate a modular building for a school site-based health clinic.	\$100,000	165
166	Los Lunas Middle School (Los Lunas Public Schools)	To plan, design, construct, purchase, and install bleachers for the gymnasium.	\$100,000	166
167	Valencia High School (Los Lunas Public Schools)	To plan, design, construct, purchase, and install bleachers.	\$100,000	167

**APPENDIX D**

**PUBLIC SCHOOL CAPITAL OUTLAY APPROPRIATIONS**

~~strikethrough~~ indicates executive veto

**Laws 2016, Chapter 81 (\*CS/H 219)**

	<b>Site (School District)</b>	<b>Purpose</b>	<b>Amount</b>	
168	Moriarty High School (Moriarty-Edgewood School District)	To plan, design, construct, renovate, and equip the automotive facilities.	\$20,000	168
169	Moriarty High School (Moriarty-Edgewood School District)	To plan, design, construct, renovate, and equip the carpentry-furniture building and wood technology program.	\$50,000	169
170	Moriarty High School (Moriarty-Edgewood School District)	To plan, design, construct, renovate, and equip the Future Farmers of American and dual-credit welding program, including ventilation improvements.	\$25,000	170
171	<del>Moriarty High School (Moriarty-Edgewood School District)</del>	<del>To purchase equipment and furnishings, including digital pianos, for a piano laboratory in the music building.</del>	<del>\$34,000</del>	171
172	Moriarty High School (Moriarty-Edgewood School District)	To plan, design, construct, and equip a special education independent life skills center.	\$16,000	172
173	Pecos Middle School and Pecos High School (Pecos Independent Schools)	For energy-efficiency improvements and to replace windows.	\$50,000	173
174	District-wide (Peñasco Independent Schools)	To purchase and install security gates for schools.	\$20,000	174
175	Nambe Head Start Facility (Pojoaque Valley Public Schools)	To plan, design, and construct improvements.	\$45,000	175
176	Independence High School (Rio Rancho Public Schools)	To plan, design, and construct improvements to the entry.	\$70,000	176
177	V. Sue Cleveland High School (Rio Rancho Public Schools)	To plan, design, and construct main entry improvements.	\$100,000	177

**APPENDIX D**

**PUBLIC SCHOOL CAPITAL OUTLAY APPROPRIATIONS**

~~strikethrough~~ indicates executive veto

**Laws 2016, Chapter 81 (\*CS/H 219)**

Site (School District)	Purpose	Amount
178 District-wide (Santa Fe Public Schools (SFPS))	To plan, design, construct, renovate, and equip an emergency command center.	\$75,000 178
179 Amy Biehl Community School (SFPS)	To plan, design, and construct improvements to a walking track, including replacements, purchase, and installation of equipment.	\$16,000 179
180 <del>Aspen Community Magnet School (SFPS)</del>	<del>To plan, design, construct, renovate, improve, and equip an athletic field.</del>	<del>\$30,000</del> 180
181 Atalaya Elementary School (SFPS)	To plan, design, and construct improvements, including the purchase and installation of equipment and lighting, to the playground, and basketball court.	\$75,000 181
182 Capital High School (SPFS)	To plan, design, construct, improve, and equip a practice field.	\$35,000 182
183 El Dorado Community School (SFPS)	To plan, design, construct, and improve a performance stage, including the purchase and installation of equipment.	\$70,000 183
184 Nina Otero Community School (SFPS)	To plan, design, construct, improve, and equip classrooms and playgrounds to accommodate medically fragile children.	\$10,800 184
185 Santa Fe High School (SFPS)	To plan, design, construct, renovate, improve, and equip tennis courts.	\$115,000 185
186 Tesuque Elementary School (SFPS)	To plan, design, construct, purchase, and install flooring improvements.	\$18,000 186
187 Career Technical Education Center (Santa Rosa Consoidated Schools)	To plan, design, construct, and furnish the center, including water and electrical system improvements, and the purchase of equipment.	\$35,000 187
188 <del>District-wide (Vaughn-Municipal Schools)</del>	<del>To purchase and equip a bus.</del>	<del>\$27,000</del> 188
189 District-wide (West Las Vegas School District)	To plan, design, construct, purchase, and install security systems on campuses.	\$30,000 189
190 Head Start Program (West Las Vegas School District)	To plan, design, construct, furnish, and equip improvements, including the purchase and installation of information technology and related equipment, furniture, and infrastructure.	\$35,278 190
191 Special Olympics Program (West Las Vegas School District)	To purchase and equip a bus.	\$55,000 191
192	<b>Total Authorized for School District Projects</b>	\$10,460,973 192
193	<b>Executive Vetoes for School District Projects</b>	<b>\$172,250</b> 193

**APPENDIX D**

**PUBLIC SCHOOL CAPITAL OUTLAY APPROPRIATIONS**

~~strikethrough~~ indicates executive veto

**Laws 2016, Chapter 81 (\*CS/H 219)**

Site (School District)	Purpose	Amount
<b>STATE-CHARTERED CHARTER SCHOOLS FUNDED WITH SEVERANCE TAX BONDS</b>		
194 195 Albuquerque Sign Language Academy (APS)	To plan, design, and construct a facility.	\$210,000
196 Amy Biehl High School (APS)	For asbestos and lead paint abatement and to plan, design, construct, and renovate the basement.	\$22,000
197 Amy Biehl High School (APS)	To plan, design, construct, and replace an elevator.	\$37,250
198 Amy Biehl High School (APS)	To purchase and install information technology, including related equipment, furniture, and infrastructure.	\$35,000
199 Cesar Chavez Community School (APS)	To plan, design, construct, purchase, and install landscaping, facilities, electrical, and security improvements, including the purchase and installation of storage, information technology, and related equipment, furniture, and infrastructure.	\$60,250
200 Cien Aguas International School (APS)	To purchase and install information technology, including related equipment, furniture and infrastructure.	\$26,250
201 Cottonwood Classical Preparatory School (APS)	To plan, design, and construct phase 1 of a multipurpose sports and performance center.	\$130,000
202 Gilbert L. Sena Charter High School (APS)	To plan, design, construct, purchase, and install grounds, facilities, electrical, and security improvements, including the purchase and installation of storage, information technology, and related equipment, furniture, and infrastructure.	\$87,500
203 La Promesa Early Learning Center (APS)	To plan, design, construct, renovate, furnish and equip the buildings and grounds, including the purchase and installation of fencing, information technology and related equipment, furniture and infrastructure.	\$60,000
204 <del>Media Arts Collaborative Charter School (APS)</del>	<del>To complete a lease-to-purchase agreement for a building.</del>	<del>\$60,000</del>
205 Media Arts Collaborative Charter School (APS)	To purchase and install information technology, including related equipment, furniture, and infrastructure.	\$76,250
206 Mission Achievement and Success Charter School (APS)	To purchase and install information technology, including related equipment, furniture, and infrastructure.	\$45,000
207 Mission Achievement and Success Charter School (APS)	To purchase and install library resources.	\$50,000
208 The Montessori Elementary & Middle School (APS)	To purchase and equip a bus.	\$72,500

**APPENDIX D**

**PUBLIC SCHOOL CAPITAL OUTLAY APPROPRIATIONS**

~~strikethrough~~ indicates executive veto

**Laws 2016, Chapter 81 (\*CS/H 219)**

<b>Site (School District)</b>	<b>Purpose</b>	<b>Amount</b>
209 South Valley Preparatory School (APS)	To acquire land for and to plan, design, construct, equip, and furnish the school.	\$85,000
210 Technology Leadership High School (APS)	To purchase and install equipment and furniture.	\$75,000
211 Tierra Adentro Charter School (APS)	To purchase and install <del>music and dance equipment, and</del> information technology, including related equipment, furniture, and infrastructure.	\$96,000
212 McCurdy Charter School (Espanola Public Schools)	To equip two school libraries, including the purchase and installation of information technology, and related equipment, furniture, and infrastructure.	\$100,000
213 The ASK Academy Charter School (Rio Rancho Public Schools)	To design, construct, renovate, furnish, and equip the buildings and grounds, including a track, ball courts, and the purchase and installation of tables, sheds, shade structures, fencing, and information technology with related equipment, furniture, and infrastructure.	\$40,000
<b>Total Authorized for State-Chartered Charter School Projects</b>		<b>\$1,308,000</b>
<b>Executive Vetoes for State-Chartered Charter School Projects</b>		<b>\$60,000</b>
<b>NON-PROFITS FUNDED THROUGH SEVERANCE TAX BONDS</b>		
217 <del>Student Athlete Headquarters (APS)</del>	<del>To plan, design, construct, renovate, equip, and furnish the buildings and grounds at the headquarters, including the purchase and installation of equipment, information technology, and related equipment, furniture, and infrastructure.</del>	<del>\$21,250</del>
<b>Total Authorized for Non-Profit Projects</b>		<b>\$0</b>
<b>Executive Vetoes for Non-Profit Projects</b>		<b>\$21,250</b>
<b>OVERALL TOTAL FOR ALL PROJECTS (197 AUTHORIZED)</b>		<b>\$23,768,973</b>
<b>EXECUTIVE VETOES FOR ALL PROJECTS (10 VETOED)</b>		<b>\$253,500</b>

Source: LESC

## APPENDIX E

### PUBLIC SCHOOL CAPITAL OUTLAY REAUTHORIZATIONS

~~strickethrough~~ indicates executive veto

Laws 2016, Chapter 83 (\*CS/S 172a)

Agency Affected	School(s) Affected	Original Purpose	Reauthorized Purpose	Amount	Funding Source
1 Local Government Division of Department of Finance and Administration	Head Start programs in Bernalillo County	2013 - To purchase and equip Head Start program buses.	The period of time for expending the appropriation was extended through FY18.	\$170,000	STB
2 Public Education Department	Cien Aguas International School (Albuquerque)	2012 - To plan, design, and construct a permanent facility.	To plan, renovate, and equip facilities and classrooms, and to purchase and install information technology, including related furniture, equipment, and infrastructure. The period of time for expending the appropriation was extended through FY18.	\$200,000	STB
3 Public Education Department	La Promesa Early Learning Center (APS)	2014 - To purchase and install information technology, including related equipment, furniture, and infrastructure.	The period of time for expending the appropriation was extended through FY18.	\$160,000	STB
4 Public Education Department	Digital Arts and Technology Academy (APS)	2014 - To purchase and install information technology, including related equipment, furniture, and infrastructure.	The period of time for expending the appropriation was extended through FY18.	\$40,000	STB
5 Public Education Department	La Academia de Esperanza (APS)	2014 - To purchase and install a collaborative workshop.	To plan, design, construct, renovate, furnish, equip, and improve the collaborative workshop, outdoor classroom, buildings, and grounds, including the purchase and installation of related equipment, fencing, information technology, wiring, and infrastructure.	\$55,000	STB
6 Public Education Department	La Promesa Early Learning Center (APS)	2012 - To plan, design and construct the heating, ventilation and air conditioning system.	To plan, design, and construct a heating, ventilation, and air conditioning system. The period of time for expending appropriation was extended through FY18.	\$875,000	STB
7 Public Education Department	Nuestros Valores Charter School (APS)	2013 - To purchase and install information technology, including related equipment, furniture and infrastructure.	The period of time for expending the appropriation was extended through FY18.	\$90,000	STB

## APPENDIX E

### PUBLIC SCHOOL CAPITAL OUTLAY REAUTHORIZATIONS

~~strickthrough~~ indicates executive veto

Laws 2016, Chapter 83 (\*CS/S 172a)

38

Agency Affected	School(s) Affected	Original Purpose	Reauthorized Purpose	Amount	Funding Source
8 Public Education Department	Las Cruces Public School District	2013 - To plan, design, and construct improvements, including roadway, shoulder, and surfacing, to Kit Carson road in Dona Ana County.	To plan, design, purchase, and install field lighting, an irrigation system, and bleachers at the Field of Dreams recreational complex in the Las Cruces Public School District in Dona Ana County. The period of time for expending the appropriation was extended through FY18.	\$339,000	STB 8
9 Public Education Department	Ramirez Thomas Elementary School (SFPS)	2013 - To purchase and install a public address system.	To purchase and install furniture, fixtures, and equipment. The period of time for expending the appropriation was extended through FY18	\$30,000	STB 9
<del>10 Public Education Department</del>	<del>Santa Rosa Consolidated School District</del>	<del>2014 - To purchase and install vocational equipment and tools for the career readiness program in the Santa Rosa Consolidated School District in Guadalupe County.</del>	<del>The period of time for expending the appropriation was extended through FY18.</del>	<del>\$25,000</del>	<del>STB 10</del>
11 Public Education Department (Old) University of New Mexico (New)	Southwest Secondary Learning Center (Old) University of New Mexico (New)	2013 - To purchase and install equipment for and to upgrade the smart lab at Southwest Secondary Learning Center in Albuquerque in Bernalillo County.	To the Board of Regents of the University of New Mexico to plan, design, construct, purchase, and install improvements, including replacing the sound system, at University Stadium at the University of New Mexico in Albuquerque in Bernalillo County. The period of time for expending the appropriation was extended through FY18.	\$100,000	STB 11
12 Public School Capital Outlay Council	New Mexico School for the Deaf	2014 - To plan, design, construct, renovate, equip, and furnish Cartwright Hall at the New Mexico School for the Deaf in Santa Fe in Santa Fe County.	Removed language specifying "the appropriation is from the unexpended proceeds of taxable supplemental severance tax bonds that are no longer needed for the projects for which the bonds were issued." The appropriation is now from the Public School Capital Outlay Fund, allowing the public School Capital Outlay Council to authorize bonds specifically for this project.	\$7,000,000	PSCOF 12



## APPENDIX E

### PUBLIC SCHOOL CAPITAL OUTLAY REAUTHORIZATIONS

~~strikethrough~~ indicates executive veto

Laws 2016, Chapter 83 (\*CS/S 172a)

Agency Affected	School(s) Affected	Original Purpose	Reauthorized Purpose	Amount	Funding Source
13 Public School Capital Outlay Council	New Mexico School for the Blind and Visually Impaired	<ul style="list-style-type: none"> <li>• 2014 - To plan, design, construct, renovate, equip, and furnish the Ditzler Auditorium and Recreation Center and the library building, including demolition of the Bert Reeves Learning Center, and to make other infrastructure improvements campuswide at the New Mexico School for the Blind and Visually Impaired in Alamogordo in Otero County;</li> <li>• 2014 - To plan, design, construct, renovate, equip, and furnish the Quimby gymnasium and Natatorium and to make other infrastructure improvements campuswide at the New Mexico School for the Blind and Visually Impaired in Alamogordo in Otero County; and</li> <li>• 2014 - To plan, design, construct, renovate, equip and furnish residential cottages, including the demolition of Sacramento Dormitory, and to make other infrastructure improvements campuswide at the New Mexico School for the Blind and Visually Impaired in Alamogordo in Otero County.</li> </ul>	Removed language specifying "the appropriation is from the unexpended proceeds of taxable supplemental severance tax bonds that are no longer needed for the projects for which the bonds were issued." The appropriation is now from the Public School Capital Outlay Fund, allowing the public School Capital Outlay Council to authorize bonds specifically for this project.	\$8,300,000	PSCOF
<b>TOTAL EDUCATION RELATED CAPITAL OUTLAY REAUTHORIZATIONS (12 PROJECTS REAUTHORIZED)</b>				<b>\$17,359,000</b>	
<b>EXECUTIVE VETOES (1 PROJECT VETOED)</b>				<b>\$25,000</b>	

Source: LESC

**APPENDIX F**

**EDUCATION RELATED GENERAL OBLIGATION BOND PROJECTS**

~~strickethrough~~ indicates executive veto

Laws 2016, Chapter 82 (\*CS/S 122a)

Site	Agency	Project	Amount
<b>STATEWIDE PROJECTS FUNDED WITH GENERAL OBLIGATION BONDS</b>			
Statewide	Public Education Department	For supplemental library resource acquisitions, including print, non-print, and electronic resources, at public school libraries statewide.	\$3,500,000
<b>DIRECT APPROPRIATIONS TO CONSTITUTIONAL SPECIAL SCHOOLS FUNDED WITH GENERAL OBLIGATION BONDS</b>			
New Mexico School for the Blind and Visually Impaired	New Mexico School for the Blind and Visually Impaired	To plan, design, construct, renovate, furnish, and equip Garrett Dormitory, including the purchase and installation of special needs playground equipment, at the New Mexico School for the Blind and Visually Impaired in Alamogordo in Otero County.	\$1,200,000
New Mexico School for the Deaf	New Mexico School for the Deaf	To plan, design, construct, renovate, furnish, and equip Delgado Hall, including demolition, at the New Mexico School for the Deaf in Santa Fe in Santa Fe County.	\$2,000,000
<b>Total Authorized for Constitutional Special School Projects</b>			<b>\$3,200,000</b>
<del>Executive Vetoes for Constitutional Special School Projects</del>			<del>\$0</del>
<b>Total Education-Related Statewide Projects after Executive Action (3 AUTHORIZED)</b>			<b>\$6,700,000</b>
<del>Total Education-Related Executive Vetoes (0 VETOED)</del>			<del>\$0</del>

Source: LESC