

Motor Vehicle Crash Deaths: Costly but Preventable

In the United States

- Over 30,000 people are killed in crashes each year.
- Motor vehicle crashes are a top 10 cause of death among people aged 1–54.
- In 2013, crash deaths resulted in \$44 billion in medical and work loss costs.

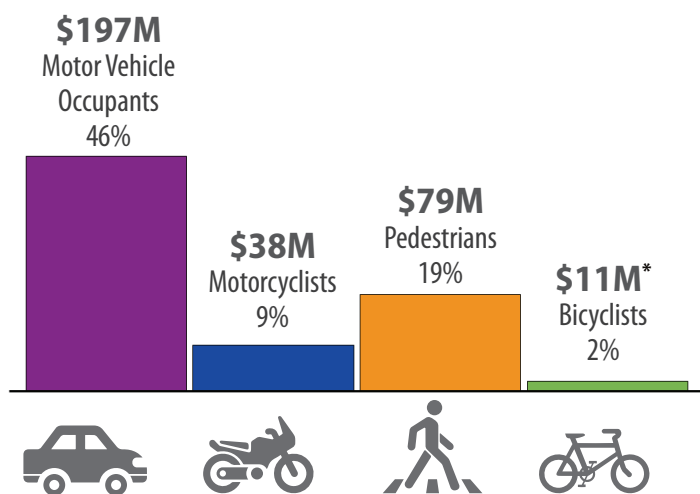
Motor vehicle crashes are preventable. More can be done to prevent crashes and reduce injuries, and state-level changes are especially effective.



OREGON

\$4 Million + **\$422 Million** = **\$426 Million**
Medical costs Work loss costs Total cost of crash-related deaths in Oregon in one year.

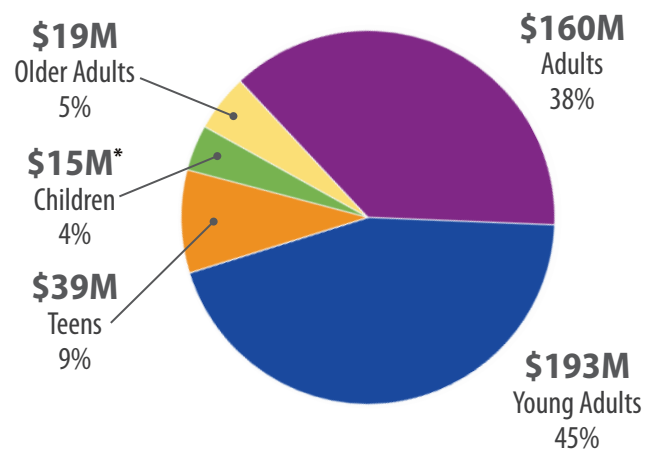
BY TYPE OF ROAD USER



In Oregon, \$102 million (24%) were categorized as "other/unspecified."

*Cost is based on fewer than 20 deaths and may be unstable.

BY AGE GROUP



Children: 0–14, Teens: 15–19, Young Adults: 20–34, Adults: 35–64, Older Adults: 65+

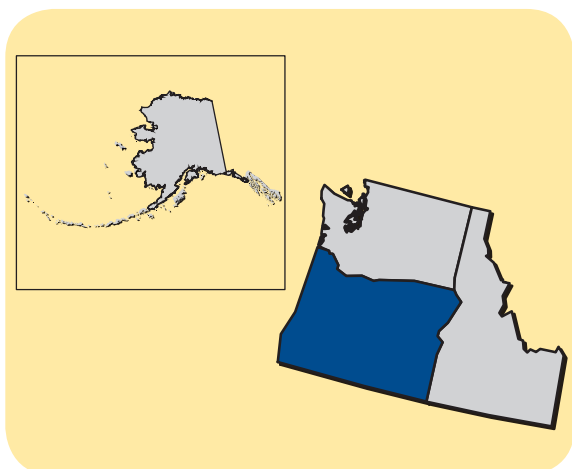
*Cost is based on fewer than 20 deaths and may be unstable.

Taking action can save lives

In 2013, more than 350 people in Oregon were killed in motor vehicle crashes. Oregon can consider the following proven strategies, and the enforcement of related policies, to save lives and money:

- Child passenger safety policies that require proper car seat and booster seat use through at least age 8.
- Graduated driver licensing system which includes minimum age provisions of 16 years for obtaining a learner's permit and 18 years for full license, a mandatory learner's permit holding period of 12 months, and restrictions against nighttime driving between 10:00pm and 5:00am (or longer).
- Sobriety checkpoints to assess for driver impairment.

How does your state compare?



| States in Your Region | | |
|-----------------------|--------------------------|-----------------------------------|
| | Total population in 2013 | Crash-related death costs in 2013 |
| Alaska | 0.7M | \$72M |
| Idaho | 1.6M | \$303M |
| Oregon | 3.9M | \$426M |
| Washington | 7.0M | \$654M |

The cost figures presented in the fact sheets are based on information collected by each individual state. As a result, there are differences between states in the way they collect and categorize these data.

Prevention Saves Money

The **best way** to reduce motor vehicle crash costs is to prevent crashes.

Some effective strategies for preventing crashes include:

- graduated driver licensing systems,
- sobriety checkpoints, and
- ignition interlocks for those convicted of driving while intoxicated.

The **next best way** to reduce costs is to prevent injuries when crashes do happen.

Among the proven ways to prevent injuries during a crash are increasing:

- car seat and booster seat use through distribution plus education programs,
- car seat and booster seat use through updated laws that require car seat or booster seat use for children age 8 and under, and
- seat belt use through primary seat belt laws for all seating positions.

For more information about these programs and policies, visit: www.cdc.gov/motorvehiclesafety.

Where can I get more cost estimates?



- CDC offers a new interactive calculator, called the Motor Vehicle PICCS (Prioritizing Interventions and Cost Calculator for States). This tool was designed to help decision makers prioritize and select from a suite of 14 effective motor vehicle injury prevention interventions. At the state level, MV PICCS calculates the expected number of injuries prevented and lives saved and the costs of implementation, while taking into account available resources. www.cdc.gov/motorvehiclesafety/calculator



- CDC's Web-based Injury Statistics Query and Reporting System (WISQARS) is an online, interactive system that provides reports of injury-related data. To find the costs of various injury deaths and nonfatal injuries, visit: www.cdc.gov/injury/wisqars.

For more information about this fact sheet, including references, visit: www.cdc.gov/motorvehiclesafety/statecosts

For more information about CDC's motor vehicle safety work, visit: www.cdc.gov/motorvehiclesafety

Working together, we can help keep people safe on the road—every day.