



NEW MEXICO
LEGISLATIVE
FINANCE
COMMITTEE

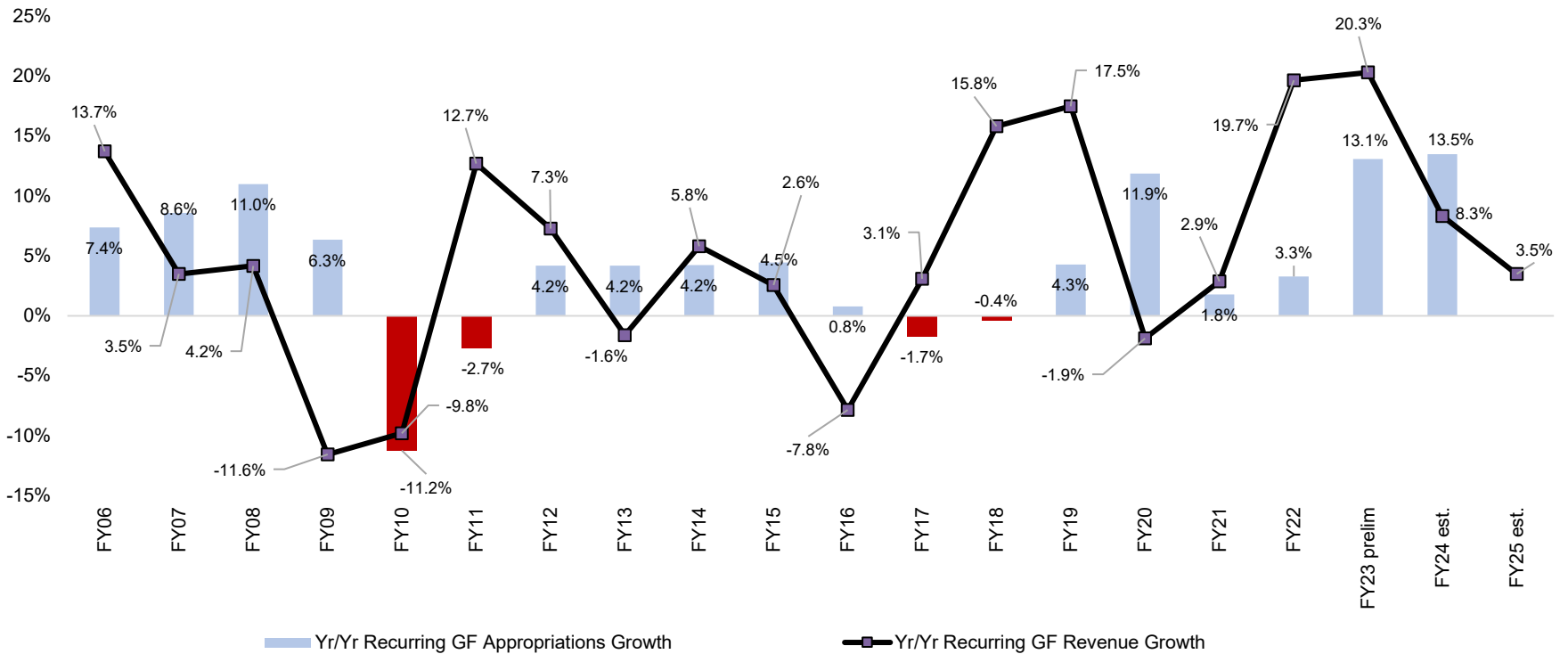
Legislative Finance Committee

Charles Sallee, Director
Legislative Finance Committee

January 2024

New Mexico's Actual General Fund Roller Coaster

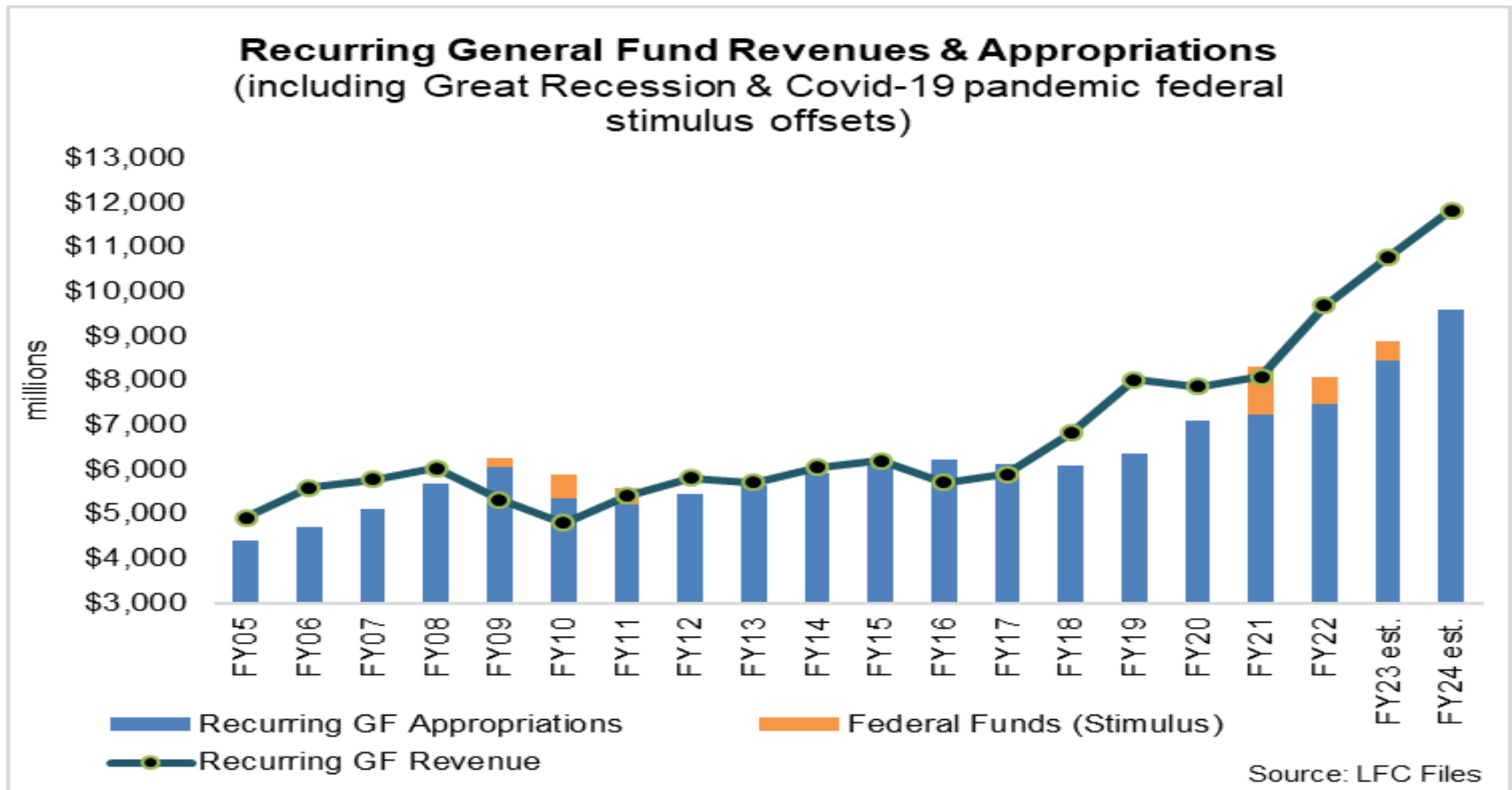
Recurring General Fund Revenue & Appropriation Annual Growth



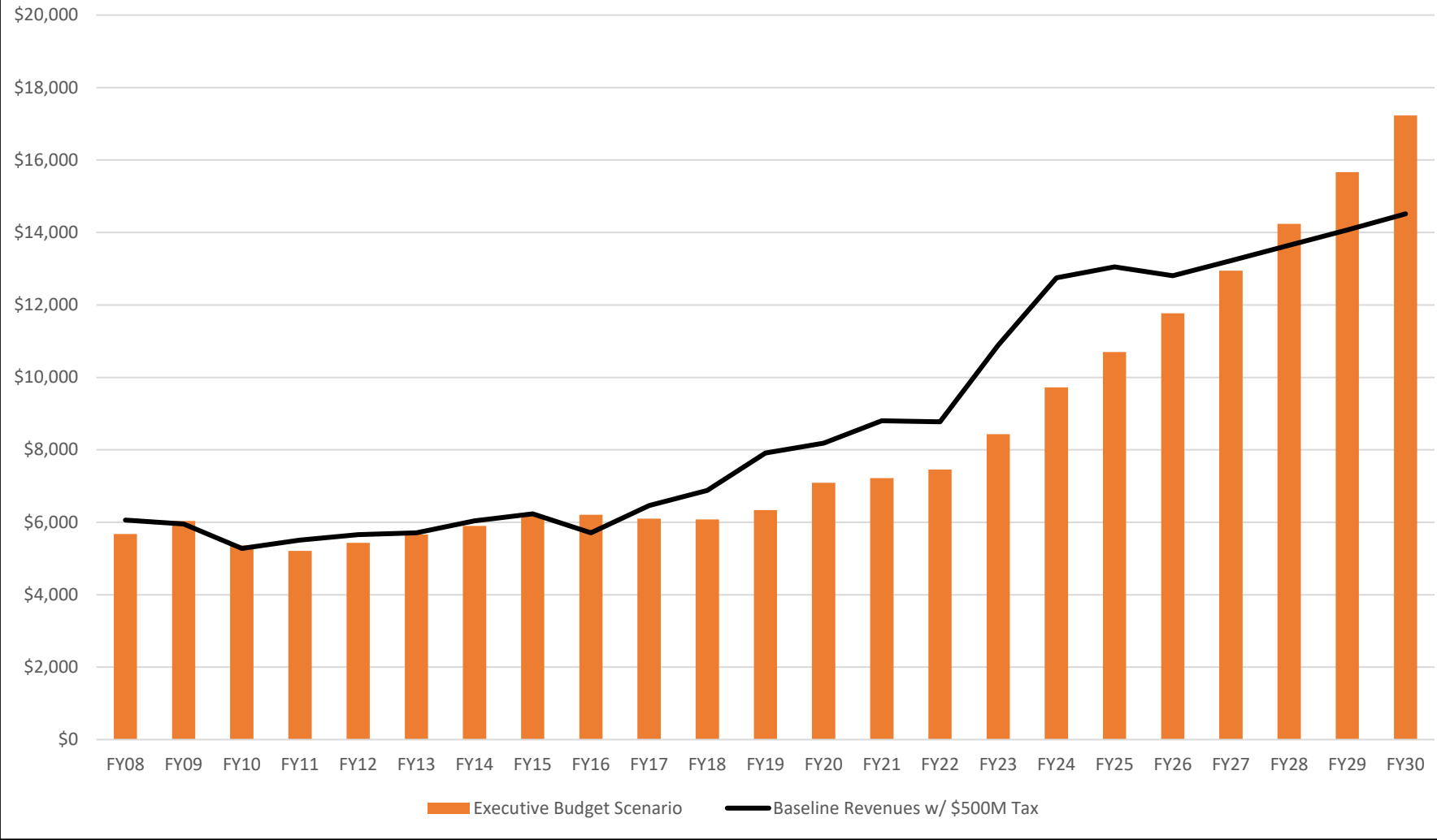
Source: LFC Files



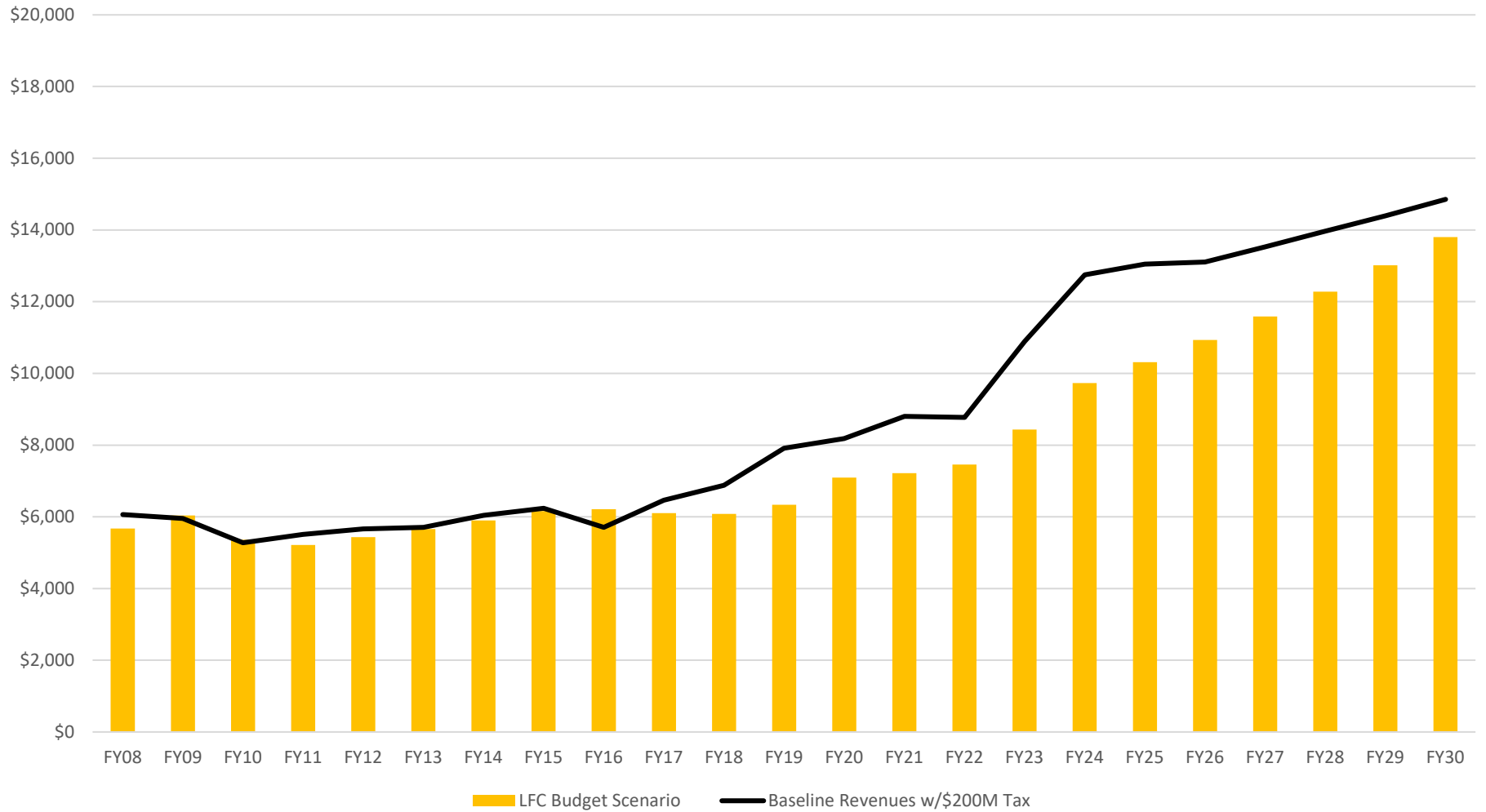
A record-high revenue forecast in December 2022 led the Legislature to pass the largest budget in state history for FY24.



Scenario - 10% Spending Growth per Year and \$500M Tax Cuts



Scenario – 6% Spending Growth per Year and \$200M Tax Cuts



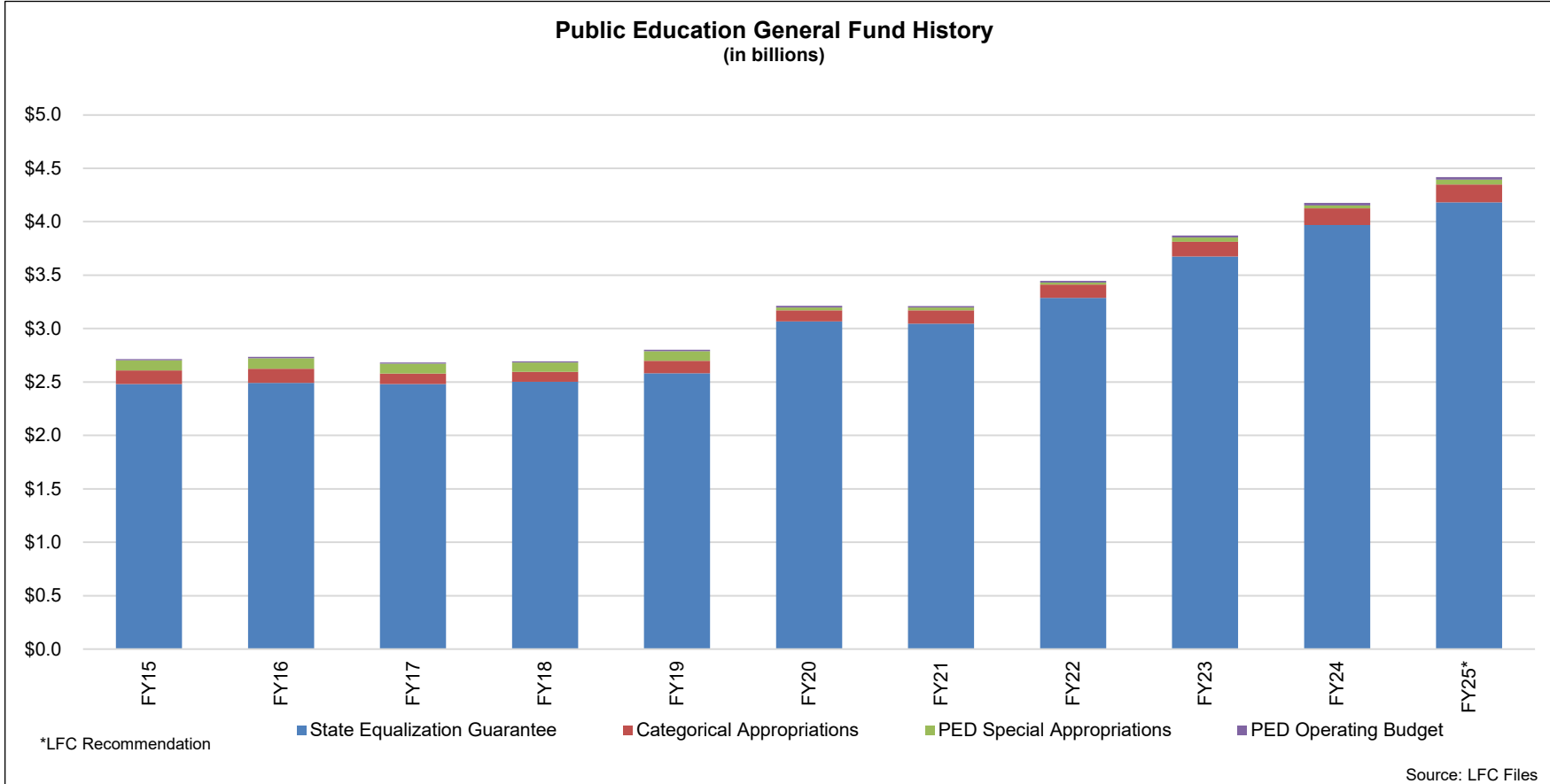
LFC FY25 Budget Recommendations

- Recurring spending from General Fund -- \$10.1 billion, or 5.9 percent increase
- Four percent compensation package for public employees and educators
- Almost \$900 million in specials and supplemental funding.
- Recommends a new higher education endowment to fully endow investments from “cradle to career” across early childhood, public schools and financial aid for post-secondary education. \$300 million for Legacy Fund
- Proposes new Governmental Accountability (Expendable) Trust fund to invest in evidence-based or promising programs for the mid-term
- Cash finance capital outlay with general fund
- Prioritizes investments in human capital in an effort to boost short and long term gains in personal per capita income.
- Reserves at 30 percent – including in the operating reserve in case revenues plummet.



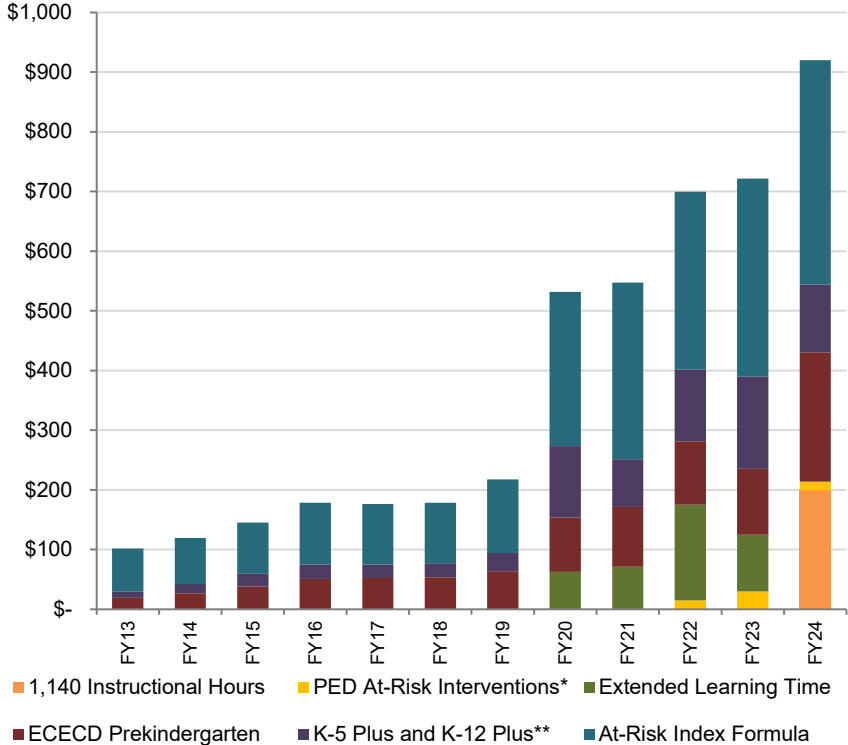
Public Schools

Public Education General Fund History
(in billions)



Public Schools

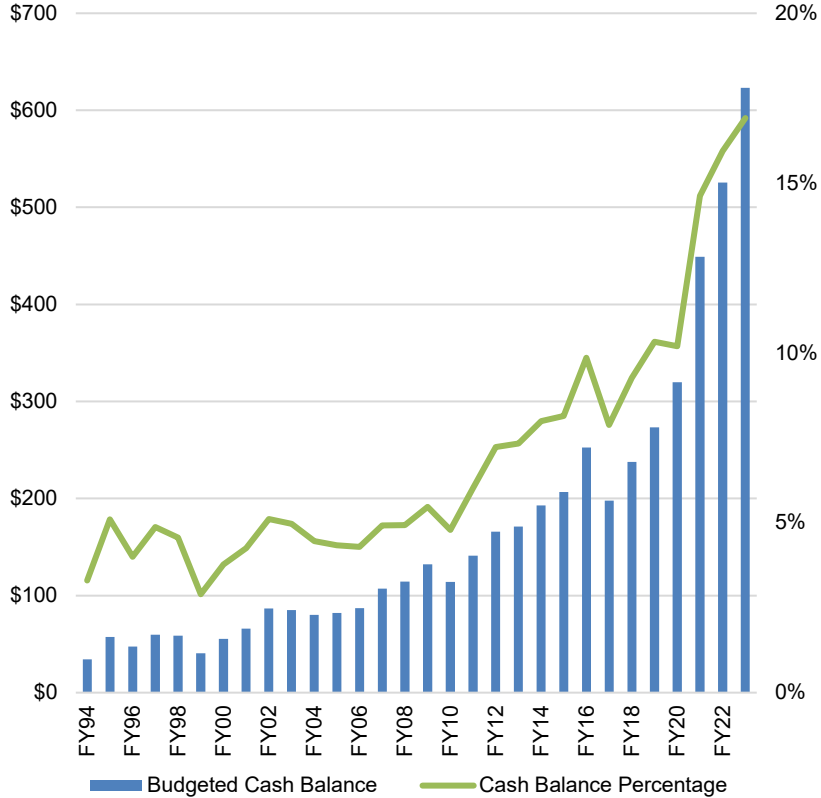
At-Risk Student Program Funding (in millions)



*Includes family income index
**Includes tribal and rural extended learning

Source: LFC Files

Statewide Public School Unrestricted Cash Balances (in millions)

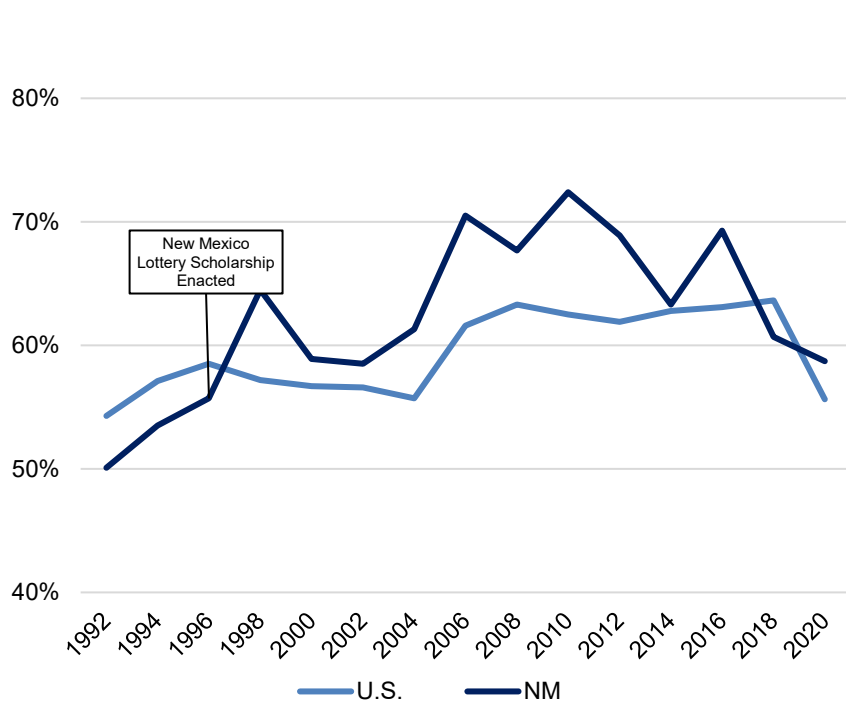


Source: LESC, PED, and LFC Files



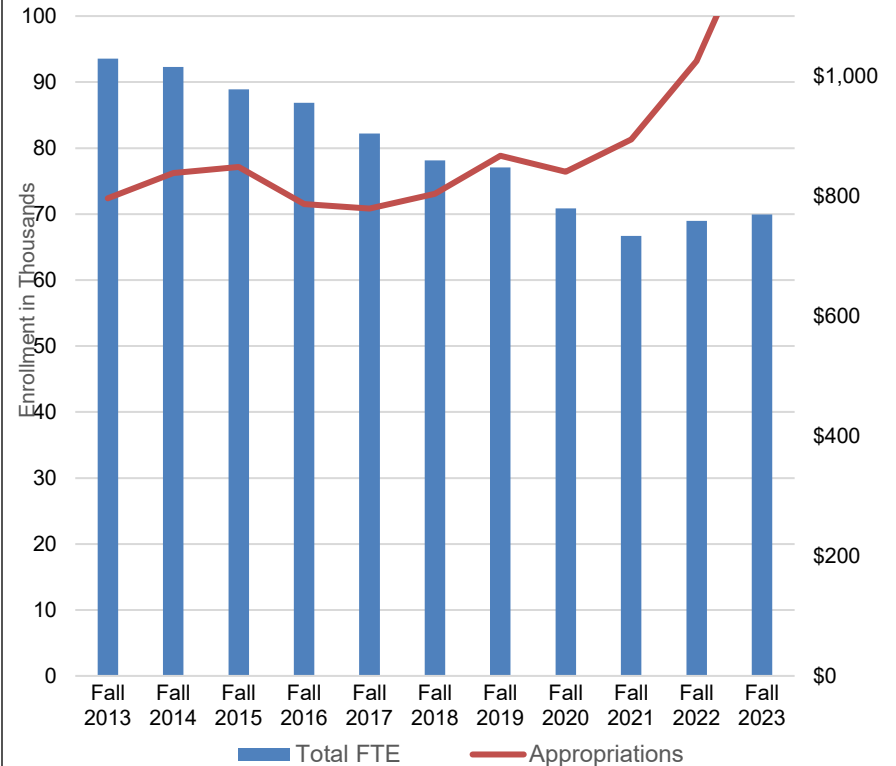
Higher Education

College-Going Rate of High School Graduates



Source: LFC analysis of NCEMS and IPEDS data.

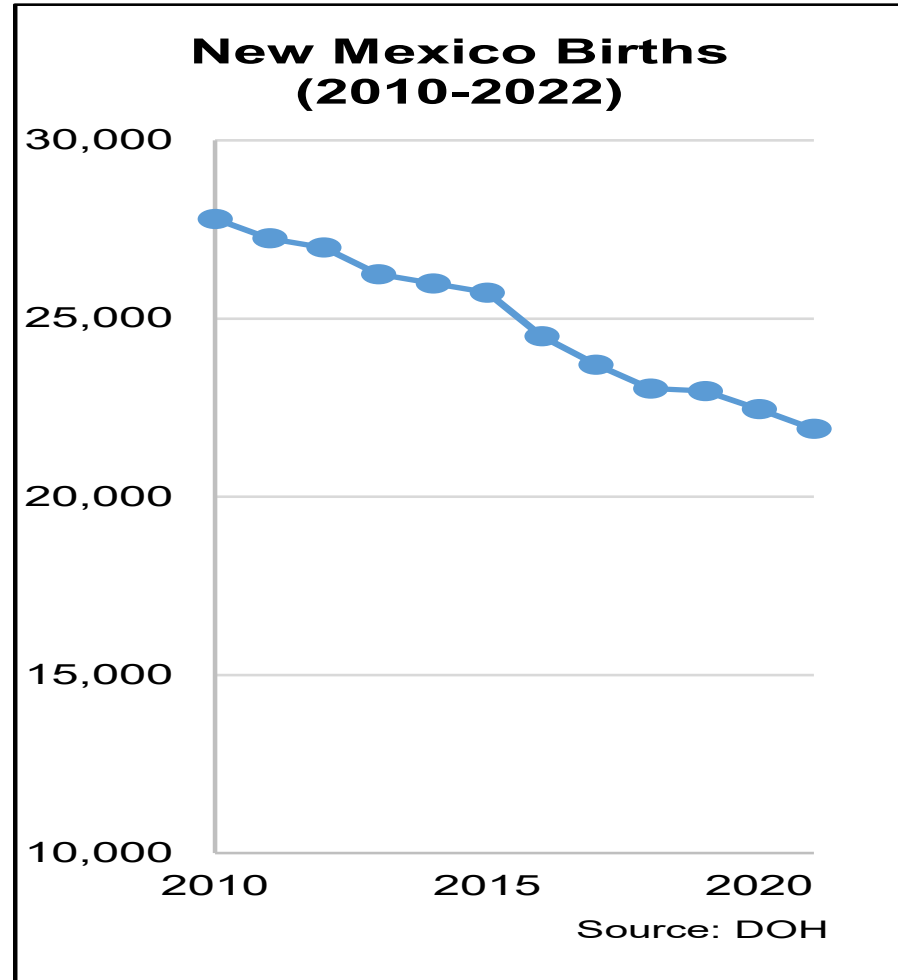
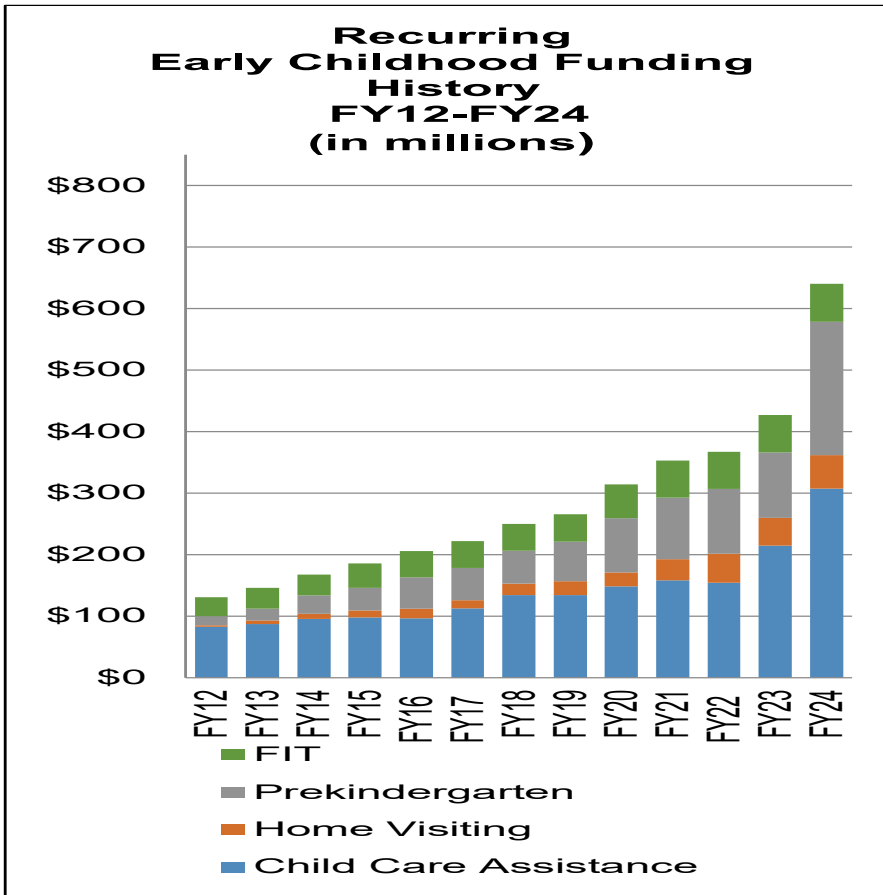
Higher Education Enrollment and Appropriations (dollars in millions)



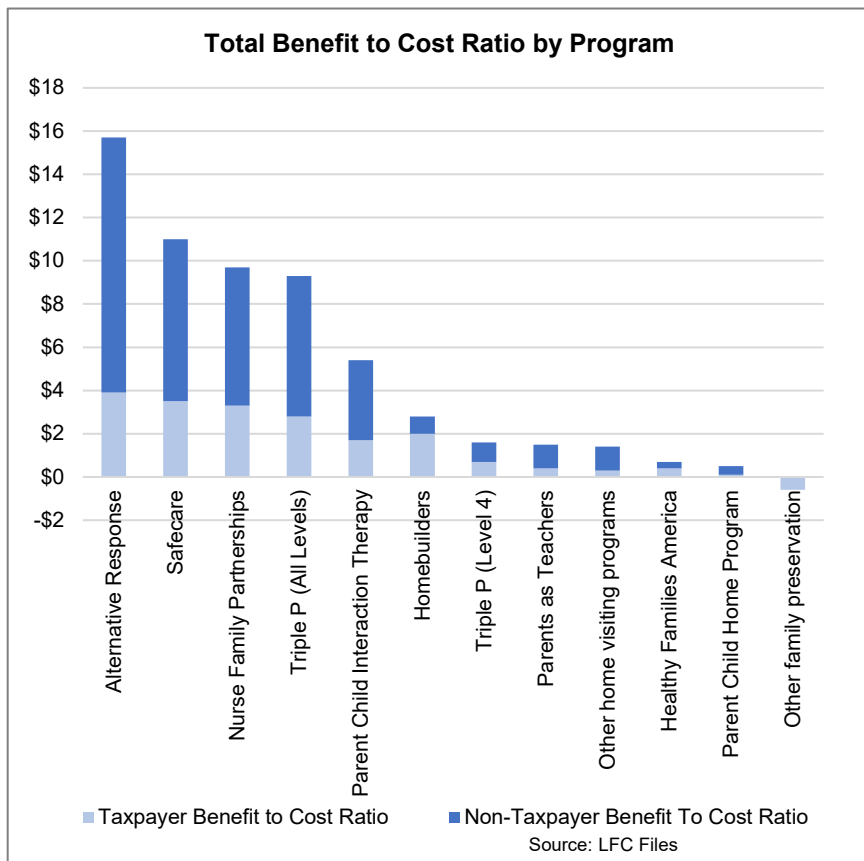
Source: LFC Files



Early Childhood



Child Welfare



Child Maltreatment Prevention Framework

Primary

Serves the General Population

State Agency: ECECD, PED, DOH

Secondary

Serves Families with More Risk Factors

State Agency: ECECD, CYFD, PED

Tertiary

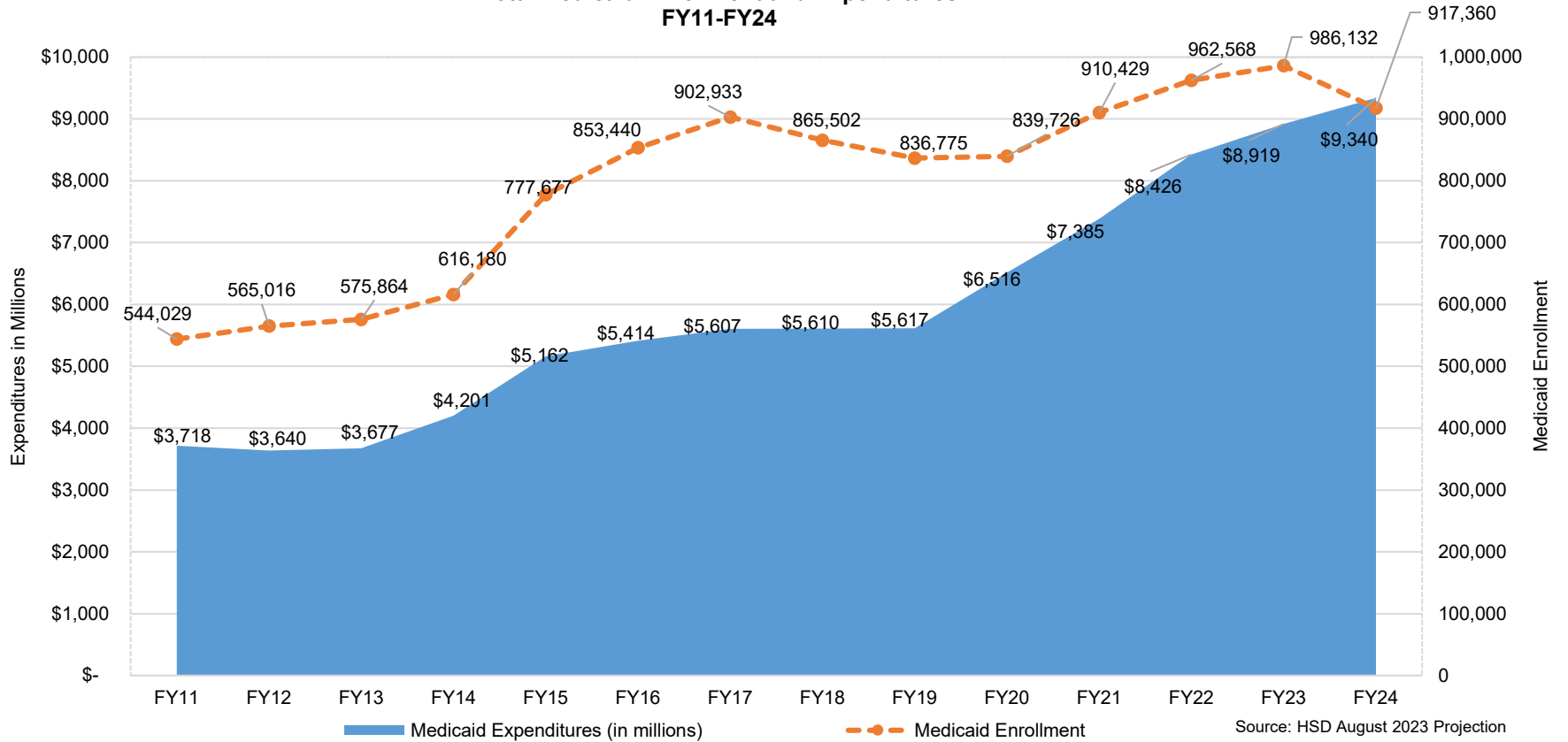
Serves Families Where Maltreatment
Already Occured

State Agency: CYFD



Medicaid

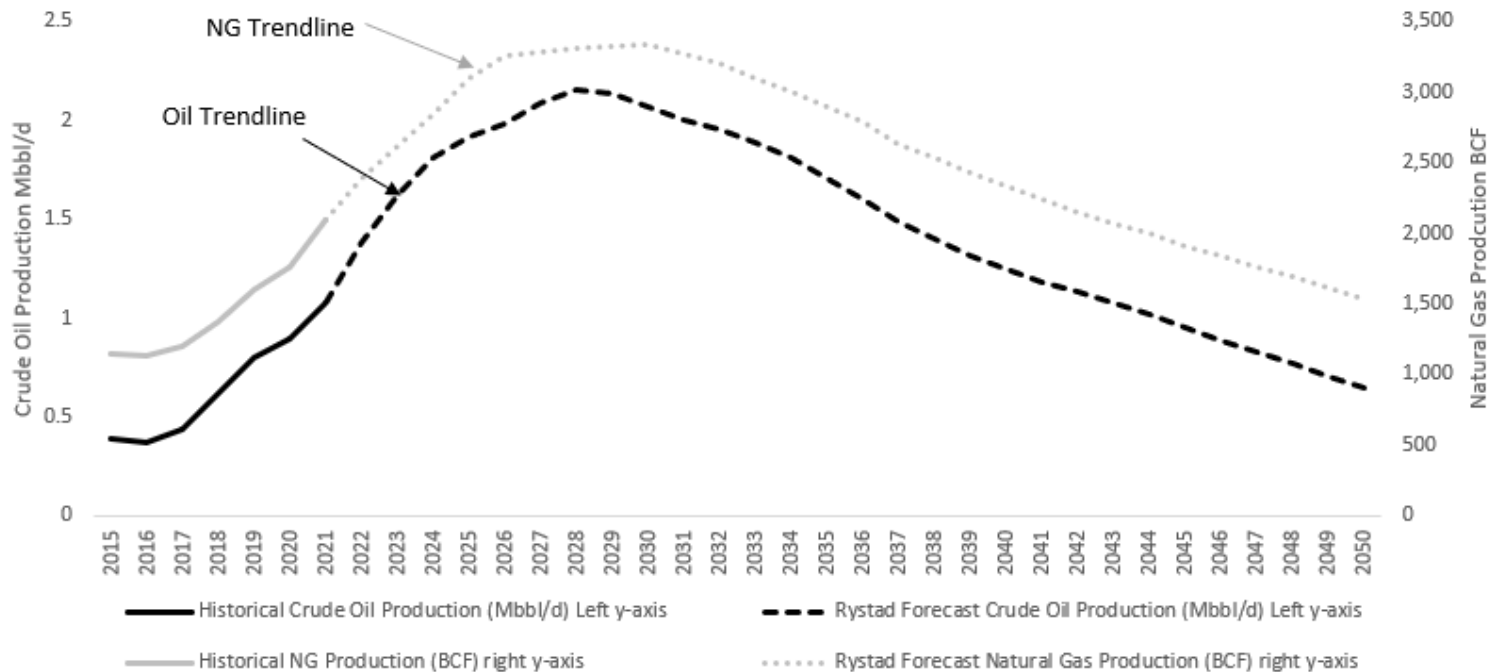
**Total Medicaid Enrollment and Expenditures
FY11-FY24**



Long term industry projections suggest peak oil production sooner than later

NM Crude Oil Production Forecast (CY 2022 to 2050)

NM Natural Gas Forecast (CY 2022 to 2040)



Source: Rystad Energy



Government Accountability (Expendable) Trust Fund

Policy and Fiscal Challenge

- Near term funding would increase 34 % with LFC recommendation or 38% with Exec
- Real capacity constraints for use of “now” money in recurring and non-recurring
- More state spends on recurring now the sooner state faces building 3% budget growth
- Once new initiative money is in an agency base budget very difficult to cut
- Many long term funding needs will be met with endowments – early childhood, severance – but they tie up huge sums of money for very little current (now) money
 - Early childhood and severance strategies have a huge revenue stability policy component somewhat different than a new endowment.
- No systematic mid-term fiscal strategy to use current windfalls – state has huge needs but can’t spend it all or get it done in a year or two.

Potential Solution

- Multi-year (4) funding strategy for large evidence-based or promising interventions/programs to improve results for some of New Mexico’s most pressing performance challenges.



Government Accountability (Expendable) Trust Fund

Proposal

- Create a Government Accountability Trust Fund and a separate Government Accountability Program Fund. Acts as back-up GF reserve account. LFC recommended \$663 M to the trust fund.
- Trust fund would spin off 25% of corpus or \$300 M (whichever is greater) to the program fund each year rather than typical 5%. Legislature would appropriate a full 4 years worth of funding for pilot projects, including funding for evaluation, administration and performance reporting. LFC recommended a transfer of \$300 M to support limited number of projects and appropriations from the program fund for FY25-FY29. Instead of funding agency recurring expansion requests in base budgets, those were shifted to the GATF.
 - LFC recs are all evidence-based, promising or require research and evaluation and ongoing performance reporting in partnership with DFA over the next four years.
- Next budget cycle – Agencies would submit requests for large expansion items to LFC/DFA using new budget forms outlining Legislating for Results Budget Development Tool that uses 7 elements of effective program design and implementation planning.
 - In future, Legislatures determines whether to build program into GF or other revenue into an agencies' recurring base budget.




Government Accountability (Expendable) Trust Fund

Proposed Government Accountability Budget Development Tool and Elements

1. Program Premise - What public problem does this program seek to address? How will this program address the problem? Does the proposed program link to a goal in the agency's strategic plan?
2. Needs Assessment--What is the extent of the problem stated in numerical, geographic, and equity terms? What portion of the total need identified does this program seek to address?
3. Program Description --What specific activities in the program will achieve these expected program outcomes? What are costs per person or activity?
4. Research and Evidence-- Is the program based on evidence or research or a promising practice? Will it need formal evaluation?
5. Implementation Plan--What activities are needed to implement the program? What is the timeline for each startup activity?
6. Fidelity Plan (Implement Correctly)--Do you have a checklist of the program components need to achieve the impacts?
7. Measurement & Evaluation--What specific outcomes are expected? What are key performance measures? What is evaluation plan?



Conclusion



- New Mexico has booming revenues, ongoing education litigation, growing early childhood system and large Medicaid costs.
- New Mexico needs to strategically target funding to what works, ensure effective implementation and monitor spending and changes in outcomes.



THANK YOU

For More Information:

<https://www.nmlegis.gov/LFC>

Publications on:

- Budgets
- Revenues
- Performance Report Cards
- Program Evaluations and more!

325 Don Gaspar –Suite 101
Santa Fe, NM 87501
505-986-4550





HB2 - FY25 General Fund Appropriations Summary by Agency (In thousands)

	AGENCY	FY24 General Fund Adj. OpBud	FY25 EXEC Rec	FY25 LFC Rec	LFC Over (Under) Exec
FEED BILL:					
11100 Legislative Council Service	\$	8,887.2	\$ 8,887.2	\$ 10,623.9	\$ 1,736.7
11200 Legislative Finance Committee	\$	5,947.5	\$ 6,091.8	\$ 6,244.9	\$ 153.1
11400 Senate Chief Clerk	\$	3,106.2	\$ 3,106.2	\$ 3,367.1	\$ 260.9
11500 House Chief Clerk	\$	3,097.1	\$ 3,097.1	\$ 3,357.3	\$ 260.2
11700 Legislative Education Study Committee	\$	1,767.6	\$ 1,856.5	\$ 1,856.5	\$ -
11900 Legislative Building Services	\$	-	\$ -	\$ -	\$ -
13100 Legislature	\$	5,905.3	\$ 5,185.3	\$ 2,855.0	\$ (2,330.3)
LEGISLATIVE:	\$	28,710.9	\$ 28,224.1	\$ 28,304.7	\$ 80.6
GENERAL APPROPRIATIONS ACT:					
11100 Legislative Council Service	\$	-	\$ -	\$ -	\$ -
11100 Energy Council Dues	\$	-	\$ -	\$ -	\$ -
11200 Legislative Finance Committee	\$	-	\$ -	\$ -	\$ -
11400 Senate Chief Clerk	\$	-	\$ -	\$ -	\$ -
11500 House Chief Clerk	\$	-	\$ -	\$ -	\$ -
11700 Legislative Education Study Committee	\$	-	\$ -	\$ -	\$ -
11900 Legislative Building Services	\$	5,452.3	\$ 5,668.7	\$ 5,724.9	\$ 56.2
13100 Legislature	\$	-	\$ -	\$ -	\$ -
LEGISLATIVE:	\$	5,452.3	\$ 5,668.7	\$ 5,724.9	\$ 56.2
20800 New Mexico Compilation Commission	\$	462.5	\$ 462.5	\$ 462.5	\$ -
21000 Judicial Standards Commission	\$	1,093.5	\$ 1,112.6	\$ 1,112.6	\$ -
21500 Court of Appeals	\$	8,683.9	\$ 9,787.7	\$ 9,140.4	\$ (647.3)
21600 Supreme Court	\$	8,086.8	\$ 9,487.3	\$ 8,446.2	\$ (1,041.1)
21800 Administrative Office of the Courts	\$	42,450.6	\$ 52,006.8	\$ 46,524.5	\$ (5,482.3)
23100 First Judicial District Court	\$	12,926.2	\$ 13,290.8	\$ 13,290.8	\$ -
23200 Second Judicial District Court	\$	32,465.8	\$ 34,468.6	\$ 33,085.6	\$ (1,383.0)
23300 Third Judicial District Court	\$	13,130.4	\$ 13,536.5	\$ 13,536.5	\$ -
23400 Fourth Judicial District Court	\$	5,275.3	\$ 5,647.3	\$ 5,549.1	\$ (98.2)
23500 Fifth Judicial District Court	\$	13,161.8	\$ 13,477.1	\$ 13,477.1	\$ -
23600 Sixth Judicial District Court	\$	7,148.4	\$ 7,557.0	\$ 7,491.4	\$ (65.6)
23700 Seventh Judicial District Court	\$	4,861.6	\$ 4,894.7	\$ 4,894.7	\$ -
23800 Eighth Judicial District Court	\$	6,110.2	\$ 6,578.8	\$ 6,538.2	\$ (40.6)
23900 Ninth Judicial District Court	\$	6,398.2	\$ 6,729.5	\$ 6,698.3	\$ (31.2)
24000 Tenth Judicial District Court	\$	2,263.2	\$ 2,386.4	\$ 2,386.4	\$ -
24100 Eleventh Judicial District Court	\$	13,831.4	\$ 14,589.4	\$ 14,295.9	\$ (293.5)
24200 Twelfth Judicial District Court	\$	6,612.8	\$ 6,976.7	\$ 6,976.7	\$ -
24300 Thirteenth Judicial District Court	\$	14,289.1	\$ 14,546.7	\$ 14,546.7	\$ -
24400 Bernalillo County Metropolitan Court	\$	29,925.0	\$ 31,118.4	\$ 31,118.4	\$ -
25100 First Judicial District Attorney	\$	8,483.7	\$ 8,583.7	\$ 8,583.7	\$ -
25200 Second Judicial District Attorney	\$	29,723.8	\$ 32,699.5	\$ 31,179.5	\$ (1,520.0)
25300 Third Judicial District Attorney	\$	6,767.3	\$ 7,178.4	\$ 7,055.7	\$ (122.7)
25400 Fourth Judicial District Attorney	\$	4,549.8	\$ 4,778.6	\$ 4,749.8	\$ (28.8)
25500 Fifth Judicial District Attorney	\$	7,413.3	\$ 8,118.2	\$ 7,615.4	\$ (502.8)
25600 Sixth Judicial District Attorney	\$	4,045.4	\$ 4,541.3	\$ 4,191.0	\$ (350.3)
25700 Seventh Judicial District Attorney	\$	3,683.4	\$ 3,793.0	\$ 3,793.0	\$ -
25800 Eighth Judicial District Attorney	\$	4,220.7	\$ 4,519.8	\$ 4,457.9	\$ (61.9)
25900 Ninth Judicial District Attorney	\$	4,375.6	\$ 4,660.5	\$ 4,623.4	\$ (37.1)
26000 Tenth Judicial District Attorney	\$	2,086.9	\$ 2,123.9	\$ 2,123.9	\$ -
26100 Eleventh Judicial District Attorney, Div I	\$	6,686.5	\$ 7,484.9	\$ 7,094.5	\$ (390.4)
26200 Twelfth Judicial District Attorney	\$	4,874.4	\$ 5,602.8	\$ 5,056.5	\$ (546.3)
26300 Thirteenth Judicial District Attorney	\$	8,329.6	\$ 9,208.4	\$ 8,617.7	\$ (590.7)
26400 Administrative Office of the District Attorneys	\$	3,279.9	\$ 4,938.7	\$ 3,389.2	\$ (1,549.5)
26500 Eleventh Judicial District Attorney, Division II	\$	3,436.8	\$ 3,512.8	\$ 3,436.8	\$ (76.0)
28000 New Mexico Public Defender Department	\$	71,705.5	\$ 78,064.1	\$ 75,558.8	\$ (2,505.3)

HB2 - FY25 General Fund Appropriations Summary by Agency (In thousands)

	AGENCY	FY24 General Fund Adj. OpBud	FY25 EXEC Rec	FY25 LFC Rec	LFC Over (Under) Exec	
61	JUDICIAL:	\$ 402,839.3	\$ 438,463.4	\$ 421,098.8	\$ (17,364.6)	61
62						62
63	30500 Attorney General	\$ 16,632.5	\$ 16,728.2	\$ 16,679.2	\$ (49.0)	63
64	30800 State Auditor	\$ 4,039.6	\$ 4,649.7	\$ 4,160.8	\$ (488.9)	64
65	33300 Taxation and Revenue Department	\$ 79,165.9	\$ 82,757.2	\$ 81,803.2	\$ (954.0)	65
66	33700 State Investment Council	\$ -	\$ -	\$ -	\$ -	66
67	34000 Administrative Hearings Office	\$ 2,148.2	\$ 2,579.4	\$ 2,191.2	\$ (388.2)	67
68	34100 Department of Finance and Administration	\$ 45,811.0	\$ 30,725.8	\$ 24,762.3	\$ (5,963.5)	68
69	34200 Public School Insurance Authority	\$ -	\$ -	\$ -	\$ -	69
70	34300 Retiree Health Care Authority	\$ -	\$ -	\$ -	\$ -	70
71	34400 DFA Special Appropriations	\$ 8,426.6	\$ 10,686.9	\$ 8,909.8	\$ (1,777.1)	71
72	35000 General Services Department	\$ 20,107.5	\$ 21,515.8	\$ 20,707.0	\$ (808.8)	72
73	35200 Educational Retirement Board	\$ -	\$ -	\$ -	\$ -	73
74	35400 New Mexico Sentencing Commission	\$ 1,388.6	\$ 1,629.5	\$ 1,514.3	\$ (115.2)	74
75	35600 Governor	\$ 6,259.8	\$ 6,359.8	\$ 6,359.8	\$ -	75
76	36000 Lieutenant Governor	\$ 668.6	\$ 768.6	\$ 768.6	\$ -	76
77	36100 Department of Information Technology	\$ 7,090.4	\$ 8,475.3	\$ 9,048.0	\$ 572.7	77
78	36200 Office of Broadband Access and Expansion	\$ -	\$ 2,173.6	\$ -	\$ (2,173.6)	78
79	36600 Public Employees Retirement Association	\$ 55.7	\$ 58.8	\$ 55.7	\$ (3.1)	79
80	36900 State Commission of Public Records	\$ 3,063.4	\$ 3,157.5	\$ 3,063.4	\$ (94.1)	80
81	37000 Secretary of State	\$ 16,212.1	\$ 17,450.3	\$ 16,977.5	\$ (472.8)	81
82	37800 Personnel Board	\$ 4,336.0	\$ 4,471.5	\$ 4,367.2	\$ (104.3)	82
83	37900 Public Employee Labor Relations Board	\$ 285.3	\$ 300.5	\$ 297.9	\$ (2.6)	83
84	39400 State Treasurer	\$ 4,469.5	\$ 4,909.5	\$ 4,561.2	\$ (348.3)	84
85						85
86	GENERAL CONTROL	\$ 220,160.7	\$ 219,397.9	\$ 206,227.1	\$ (13,170.8)	86
87						87
88	40400 Board of Examiners for Architects	\$ -	\$ -	\$ -	\$ -	88
89	41000 Ethics Commission	\$ 1,510.2	\$ 1,676.4	\$ 1,676.4	\$ -	89
90	41700 Border Authority	\$ 495.0	\$ 495.0	\$ 522.2	\$ 27.2	90
91	41800 Tourism Department	\$ 24,429.4	\$ 26,289.1	\$ 25,495.0	\$ (794.1)	91
92	41900 Economic Development Department	\$ 19,875.3	\$ 21,595.0	\$ 20,936.8	\$ (658.2)	92
93	42000 Regulation and Licensing Department	\$ 18,069.5	\$ 20,289.2	\$ 18,769.5	\$ (1,519.7)	93
94	43000 Public Regulation Commission	\$ 12,507.6	\$ 12,141.1	\$ 12,426.0	\$ 284.9	94
95	44000 Office Superintendent of Insurance	\$ -	\$ -	\$ -	\$ -	95
96	44600 Medical Board	\$ -	\$ -	\$ -	\$ -	96
97	44900 Board of Nursing	\$ -	\$ -	\$ -	\$ -	97
98	46000 New Mexico State Fair	\$ 375.0	\$ 375.0	\$ 375.0	\$ -	98
99	46400 State Brd of Lic for Engin & Land Surveyors	\$ -	\$ -	\$ -	\$ -	99
100	46500 Gaming Control Board	\$ 6,642.3	\$ 6,764.0	\$ 6,642.3	\$ (121.7)	100
101	46900 State Racing Commission	\$ 2,871.3	\$ 3,968.1	\$ 2,987.4	\$ (980.7)	101
102	47900 Board of Veterinary Medicine	\$ -	\$ -	\$ -	\$ -	102
103	49000 Cumbres and Toltec Scenic Railroad Comm	\$ 362.8	\$ 380.0	\$ 380.0	\$ -	103
104	49100 Office of Military Base Planning and Support	\$ 304.1	\$ 304.5	\$ 304.5	\$ -	104
105	49500 Spaceport Authority	\$ 4,246.7	\$ 4,326.0	\$ 3,846.7	\$ (479.3)	105
106						106
107	COMMERCE & INDUSTRY	\$ 91,689.2	\$ 98,603.4	\$ 94,361.8	\$ (4,241.6)	107
108						108
109	50500 Cultural Affairs Department	\$ 41,434.1	\$ 44,748.4	\$ 42,710.6	\$ (2,037.8)	109
110	50800 New Mexico Livestock Board	\$ 4,517.1	\$ 5,610.0	\$ 4,743.0	\$ (867.0)	110
111	51600 Department of Game and Fish	\$ -	\$ -	\$ -	\$ -	111
112	52100 Energy, Minerals and Natural Resources Depart.	\$ 35,439.6	\$ 43,226.2	\$ 39,192.7	\$ (4,033.5)	112
113	52200 Youth Conservation Corps	\$ -	\$ -	\$ -	\$ -	113
114	53900 Commissioner of Public Lands	\$ -	\$ -	\$ -	\$ -	114
115	55000 State Engineer	\$ 30,665.4	\$ 33,435.0	\$ 32,882.3	\$ (552.7)	115
116						116
117	AGRICULTURE, ENERGY, & NATURAL RESOURCES:	\$ 112,056.2	\$ 127,019.6	\$ 119,528.6	\$ (7,491.0)	117
118						118
119	60100 Commission on the Status of Women	\$ 302.9	\$ 523.2	\$ 318.0	\$ (205.2)	119
120	60300 Office of African American Affairs	\$ 1,071.7	\$ 1,299.6	\$ 1,071.7	\$ (227.9)	120
121	60400 Comm for Deaf and Hard-of-Hearing Persons	\$ 1,651.7	\$ 2,141.3	\$ 1,651.7	\$ (489.6)	121
122	60500 Martin Luther King, Jr. Commission	\$ 368.3	\$ 382.6	\$ 386.7	\$ 4.1	122

HB2 - FY25 General Fund Appropriations Summary by Agency (In thousands)

	AGENCY	FY24 General Fund Adj. OpBud	FY25 EXEC Rec	FY25 LFC Rec	LFC Over (Under) Exec	
123	60600 Commission for the Blind	\$ 2,533.0	\$ 2,743.1	\$ 2,743.1	\$ -	123
124	60900 Indian Affairs Department	\$ 4,598.6	\$ 5,112.7	\$ 4,718.6	\$ (394.1)	124
125	61100 Early Childhood Education and Care Department	\$ 328,079.7	\$ 366,958.4	\$ 347,719.7	\$ (19,238.7)	125
126	62400 Aging and Long-Term Services Department	\$ 65,372.5	\$ 74,381.0	\$ 70,452.3	\$ (3,928.7)	126
127	63000 Human Services Department	\$ 1,611,088.7	\$ 2,148,383.6	\$ 1,950,971.6	\$ (197,412.0)	127
128	63100 Workforce Solutions Department	\$ 11,166.1	\$ 17,276.9	\$ 11,528.5	\$ (5,748.4)	128
129	63200 Workers' Compensation Administration	\$ -	\$ -	\$ -	\$ -	129
130	64400 Division of Vocational Rehabilitation	\$ 6,608.2	\$ 7,143.2	\$ 6,867.3	\$ (275.9)	130
131	64500 Governor's Commission on Disability	\$ 1,498.3	\$ 1,558.6	\$ 1,513.2	\$ (45.4)	131
132	64700 Developmental Disabilities Council	\$ 9,029.2	\$ 10,961.9	\$ 9,300.1	\$ (1,661.8)	132
133	66200 Miners' Hospital of New Mexico	\$ -	\$ 5,050.0	\$ -	\$ (5,050.0)	133
134	66500 Department of Health	\$ 389,197.3	\$ 199,272.3	\$ 195,704.6	\$ (3,567.7)	134
135	66700 Department of Environment	\$ 25,487.7	\$ 32,404.4	\$ 26,752.4	\$ (5,652.0)	135
136	66800 Office of the Natural Resources Trustee	\$ 693.4	\$ 777.2	\$ 721.5	\$ (55.7)	136
137	67000 Veterans' Services Department	\$ 7,178.0	\$ 9,558.5	\$ 7,539.0	\$ (2,019.5)	137
138	68000 Office of Family Representation and Advocacy	\$ 7,530.0	\$ 13,143.2	\$ 8,819.9	\$ (4,323.3)	138
139	69000 Children, Youth and Families Department	\$ 254,840.0	\$ 279,612.4	\$ 257,359.2	\$ (22,253.2)	139
140						140
141	HEALTH, HOSPITALS, & HUMAN SERVICES:	\$ 2,728,295.3	\$ 3,178,684.1	\$ 2,906,139.1	\$ (272,545.0)	141
142						142
143	70500 Department of Military Affairs	\$ 9,082.4	\$ 9,893.0	\$ 9,530.0	\$ (363.0)	143
144	76000 Parole Board	\$ 755.9	\$ 879.4	\$ 783.8	\$ (95.6)	144
145	76500 Juvenile Parole Board	\$ 7.6	\$ 7.6	\$ -	\$ (7.6)	145
146	77000 Corrections Department	\$ 343,844.2	\$ 353,251.0	\$ 332,422.3	\$ (20,828.7)	146
147	78000 Crime Victims Reparation Commission	\$ 11,766.1	\$ 16,236.1	\$ 12,921.8	\$ (3,314.3)	147
148	79000 Department of Public Safety	\$ 165,240.7	\$ 171,925.1	\$ 170,155.8	\$ (1,769.3)	148
149	79500 Homeland Security and Emergency Mgmt	\$ 3,582.2	\$ 5,161.1	\$ 3,758.5	\$ (1,402.6)	149
150						150
151	PUBLIC SAFETY:	\$ 534,279.1	\$ 557,353.3	\$ 529,572.2	\$ (27,781.1)	151
152						152
153	80500 Department of Transportation	\$ -	\$ -	\$ -	\$ -	153
154						154
155	TRANSPORTATION:	\$ -	\$ -	\$ -	\$ -	155
156						156
157	92400 Public Education Department	\$ 23,589.1	\$ 25,800.9	\$ 23,940.6	\$ (1,860.3)	157
158	92500 Public Education Dept.-Special Approps	\$ 24,596.6	\$ 60,579.6	\$ 46,000.0	\$ (14,579.6)	158
159	93000 Regional Education Cooperatives	\$ 1,350.0	\$ 1,500.0	\$ 1,350.0	\$ (150.0)	159
160	94000 Public School Facilities Authority	\$ -	\$ -	\$ -	\$ -	160
161						161
162	OTHER EDUCATION:	\$ 49,535.7	\$ 87,880.5	\$ 71,290.6	\$ (16,589.9)	162
163						163
164	95000 Higher Education Department	\$ 185,184.3	\$ 203,994.0	\$ 185,934.3	\$ (18,059.7)	164
165	95200 University of New Mexico	\$ 433,476.6	\$ 446,841.5	\$ 449,642.8	\$ 2,801.3	165
166	95400 New Mexico State University	\$ 267,917.8	\$ 279,248.7	\$ 277,614.6	\$ (1,634.1)	166
167	95600 New Mexico Highlands University	\$ 42,009.1	\$ 43,800.1	\$ 43,021.1	\$ (779.0)	167
168	95800 Western New Mexico University	\$ 32,125.0	\$ 33,544.7	\$ 33,178.4	\$ (366.3)	168
169	96000 Eastern New Mexico University	\$ 63,740.9	\$ 65,840.1	\$ 65,549.4	\$ (290.7)	169
170	96200 NM Institute of Mining and Technology	\$ 49,673.0	\$ 52,813.4	\$ 52,042.7	\$ (770.7)	170
171	96400 Northern New Mexico College	\$ 14,678.3	\$ 15,163.6	\$ 14,996.4	\$ (167.2)	171
172	96600 Santa Fe Community College	\$ 18,903.8	\$ 19,155.3	\$ 19,203.0	\$ 47.7	172
173	96800 Central New Mexico Community College	\$ 76,672.5	\$ 78,779.4	\$ 78,723.0	\$ (56.4)	173
174	97000 Luna Community College	\$ 9,488.5	\$ 9,719.4	\$ 9,873.4	\$ 154.0	174
175	97200 Mesalands Community College	\$ 5,203.5	\$ 5,451.9	\$ 5,316.6	\$ (135.3)	175
176	97400 New Mexico Junior College	\$ 8,527.3	\$ 8,818.4	\$ 8,903.0	\$ 84.6	176
177	97500 Southeast New Mexico College	\$ 5,475.2	\$ 5,577.7	\$ 5,590.0	\$ 12.3	177
178	97600 San Juan College	\$ 31,847.0	\$ 32,663.1	\$ 32,769.8	\$ 106.7	178
179	97700 Clovis Community College	\$ 12,563.6	\$ 12,793.1	\$ 12,834.7	\$ 41.6	179
180	97800 New Mexico Military Institute	\$ 4,501.9	\$ 5,259.4	\$ 4,642.7	\$ (616.7)	180
181	97900 NM School for the Blind and Visually Impaired	\$ 2,228.4	\$ 2,316.9	\$ 2,334.3	\$ 17.4	181
182	98000 New Mexico School for the Deaf	\$ 5,239.7	\$ 5,415.4	\$ 5,490.9	\$ 75.5	182
183						183
184	HIGHER EDUCATION:	\$ 1,269,456.4	\$ 1,327,196.1	\$ 1,307,661.1	\$ (19,535.0)	184

HB2 - FY25 General Fund Appropriations Summary by Agency (In thousands)

	AGENCY	FY24 General Fund Adj. OpBud	FY25 EXEC Rec	FY25 LFC Rec	LFC Over (Under) Exec
185	99300 Public School Support	\$ 4,126,185.9	\$ 4,371,010.6	\$ 4,347,538.5	\$ (23,472.1)
186					
187					
188	PUBLIC SCHOOL SUPPORT:	\$ 4,126,185.9	\$ 4,371,010.6	\$ 4,347,538.5	\$ (23,472.1)
189					
190		\$ -			
191		\$ -	\$ -	\$ -	\$ -
192	Compensation -2% COLA 2%AP (Agencies/Higher Ed- Schools in SEG)	\$ -	\$ 77,480.6	\$ 87,568.0	\$ 10,087.4
193	GSD Health Premiums - Addl 10%	\$ -	\$ -	\$ 9,370.0	\$ 9,370.0
194		\$ -	\$ -	\$ -	\$ -
195					
196	COMPENSATION/OTHER	\$ -	\$ 77,480.6	\$ 96,938.0	\$ 19,457.4
197					
198	TOTAL GENERAL APPROPRIATION ACT	\$ 9,539,950.1	\$ 10,488,758.2	\$ 10,106,080.7	\$ (382,677.5)
199					
200	TOTAL FEED BILL AND GENERAL APPROPRIATION ACT	\$ 9,568,661.0	\$ 10,516,982.3	\$ 10,134,385.3	\$ (382,597.0)