

New Mexico’s policymakers are often forced to make decisions without the benefit of timely data on crime trends. The Department of Public Safety (DPS) is in the midst of a multi-year transition to the new National Incident-Based Reporting System (NIBRS), which should allow it to provide more timely and comprehensive data. However, many agencies, including the New Mexico State Police (NMSP), are still not reporting to NIBRS, and NMSP is not anticipated to be fully NIBRS compliant until late 2023 at the earliest. Ultimately, agencies' failure to transition to NIBRS promptly hindered understanding of crime in New Mexico, and the FBI’s most recent reporting did not estimate the state’s 2022 crime rate because so few agencies reported data. Despite significant investments of time and resources, DPS has continued to face resistance from smaller law enforcement agencies, the Legislature will likely need to investigate alternative measures to encourage compliance by smaller law enforcement agencies in the upcoming session.

Albuquerque has historically driven New Mexico’s high violent crime rates, making up almost half of the state’s violent crimes despite comprising only a quarter of the state’s population. The Albuquerque Police Department reports crimes reported fell 2.5 percent in 2022, with violent crime falling 8 percent year-over-year and property crime declining 0.8 percent. Property crime has been declining for several years, dropping 28.6 percent over the past five years, and while violent crime saw a spike in 2021, it has dropped by a net of 3.3 percent since 2018.

Law Enforcement Program

Operations. In the first quarter of FY23, the agency was on track to exceed its target for saturation patrols, and DWI arrests were in line with the first quarter of FY22. However, the agency reported only 173 saturation patrols were conducted in the second quarter of FY23, largely due to an operation in Albuquerque diverting some NMSP resources during the first half of the quarter. In total, during FY23 NMSP conducted 2,588 saturation patrols, and DWI arrests exceeded FY22 levels. State police arrests rose in the fourth quarter of FY23, but the agency did not reach its FY22 levels.

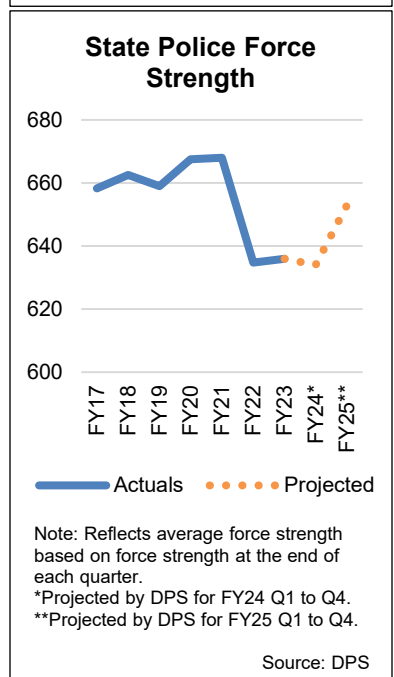
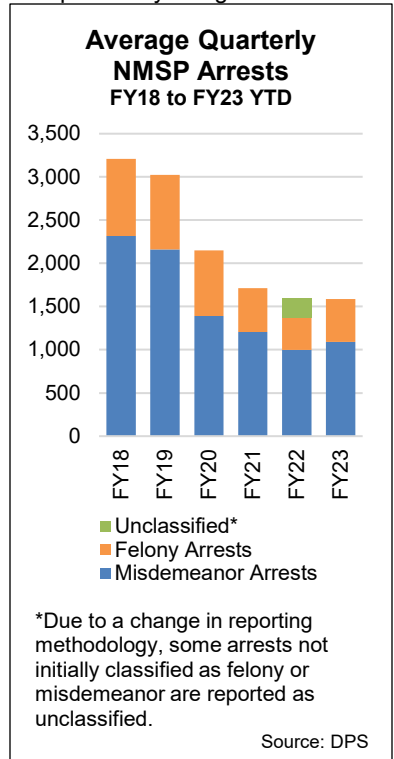
Manpower. During the 2023 legislative session, the Legislature passed legislation to create a new program to grow the law enforcement workforce in the state, and the 2023 GAA includes almost \$90 million for law enforcement workforce. Between FY21 and FY23, the Legislature invested \$1.9 million into improving pay and reducing vacancies among dispatchers and transportation inspectors. Dispatcher vacancies critically impact officer and public safety, increasing the risk of missed radio transmissions and abandoned emergency calls. The 2023 GAA includes \$1.2 million to increase dispatcher pay to try to reverse this trend.

Budget: \$143,392.3 **FTE:** 1,068.25

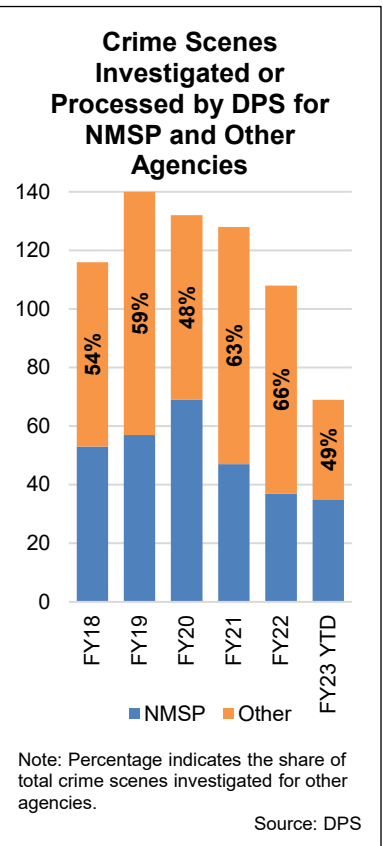
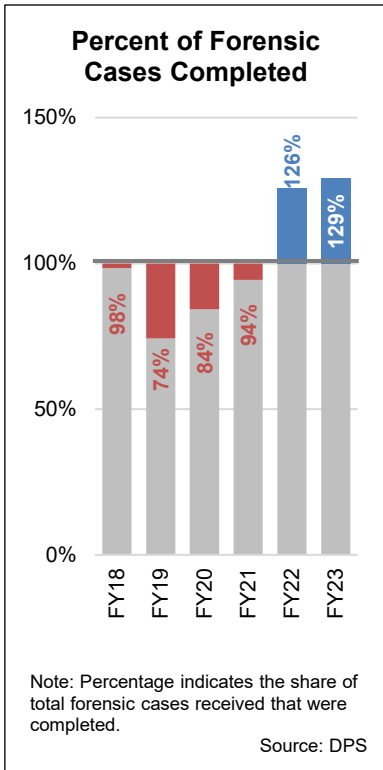
	FY21 Actual	FY22 Actual	FY23 Target	FY23 Actual	Rating
Number of data-driven traffic-related enforcement projects held	2,575	2,074	2,750	4,142	G

ACTION PLAN

Submitted by agency? Yes
Timeline assigned? Yes
Responsibility assigned? Yes



Budget: \$143,392.3 FTE: 1,068.25



	FY21 Actual	FY22 Actual	FY23 Target	FY23 Actual	Rating
Number of driving-while-intoxicated saturation patrols conducted	2,290	2,805	2,200	2,588	G
Number of driving-while-intoxicated arrests*	1,272	1,450	N/A	1,641	
Number of New Mexico state police misdemeanor and felony arrests*	6,844	6,375	N/A	6,340	
Number of commercial motor vehicle safety inspections conducted	76,269	102,972	80,000	114,539	G
Number of motor carrier safety trainings completed*	1	24	N/A	41	
Commercial motor vehicle out-of-service rate compared with current national level* (85.3%)	48%	65.3%	N/A	67.9%	
Number of investigations conducted by criminal investigation bureau agents*	724	592	N/A	390	
Percent of total crime scenes processed for other law enforcement agencies*	63.3%	65.7%	N/A	49.3%	
Number of drug-related investigations conducted by narcotics agents*	913	860	N/A	458	
Number of illegally possessed firearms seized as part of criminal investigations*	New	180	N/A	90	
Number of violent repeat offender arrests by the fugitive apprehension unit*	New	219	N/A	230	
Number of proactive special investigations unit operations to reduce driving-while-intoxicated or alcohol-related crimes*	New	488	N/A	1,088	
Percent of total New Mexico state police special operations deployments for other law enforcement agencies	New	27.6%	N/A	35.2%	
Number of crisis intervention cases handled*	New	21	N/A	283	
Number of community engagement projects in counties with populations less than 100,000	62	125	95	198	G
Graduation rate of the New Mexico state police recruit school*	71%	53.6%	N/A	65.9%	
Turnover rate of commissioned state police officers*	6.44	10.87	N/A	7.08	
Vacancy rate of commissioned state police officers*	8.7%	12.1%	N/A	11.9%	
New Mexico state police transportation inspector vacancy rate*	29.6%	10.9%	N/A	6.9%	
New Mexico state police dispatcher vacancy rate*	25.3%	36.7%	N/A	36%	
Number of governor-ordered special deployment operations conducted*	0	2	N/A	4	
Number of man-hours spent on governor-ordered special deployment operations*	-	26,508	N/A	4,746	

Program Rating **Y** **R** **G**

*Measure is classified as explanatory and does not have a target.

Statewide Law Enforcement Support Program

Forensic Laboratory. The forensic laboratory serves approximately 300 law enforcement agencies throughout New Mexico by providing forensic analysis in criminal cases and courtroom expert witness scientific testimony in the thirteen judicial districts of New Mexico and federal court. The forensic lab continues to make progress on reducing backlogged cases, however, the vacancy rate among

forensic scientists and technicians has grown by 4.6 percent since the beginning of FY23. This is despite significant investment from the Legislature including over \$800 thousand included in the 2023 GAA to increase salaries for forensic scientists and four staff positions. The forensic laboratory processed more cases in FY23 than it was assigned due to the close-out project for the National Integrated Ballistic Information Network, which was transferred to the New Mexico State Police at the end of FY22.

Crime Reporting. DPS is required to collect and report crime data from all law enforcement agencies but has not publicly reported this data as it transitions to NIBRS. Unfortunately, some law enforcement agencies, including NMSP, are still not reporting through NIBRS. The remaining agencies are not reporting at all. NMSP completed its upgrade of its Record Management System in March and has begun collecting data necessary for testing (which began in July), meaning NMSP should begin reporting to NIBRS in the first quarter of FY24. The other four law enforcement agencies in the state are reporting to NIBRS, although the Albuquerque Police Department is more than one month behind in its reports. In FY23, DPS received a \$100 thousand recurring budget increase to support other law enforcement agencies’ compliance with crime reporting and other statutory requirements.

Budget: \$27,298.2 **FTE:** 183.0

	FY21 Actual	FY22 Actual	FY23 Target	FY23 Actual	Rating
Percent of forensic cases completed	94.4%	125.6%	100%	129.4%	G
Number of sexual assault examination kits not completed within 180 days of receipt of the kits by the forensic laboratory	0	0	0	0	G
Forensic scientist and forensic technician vacancy rate*	22.9%	25%	N/A	29.6%	
Number of crimes against persons reported in the National Incident Based Reporting System by participating law enforcement agencies statewide*	New	3,045	N/A	18,815	
Number of crimes against property reported in the National Incident Based Reporting System by participating law enforcement agencies statewide*	New	15,286	N/A	44,272	
Number of crimes against society reported in the National Incident Based Reporting System by participating law enforcement agencies statewide*	New	1,614	N/A	12,350	
Percent of complaint cases reviewed and adjudicated annually by the New Mexico law enforcement academy board*	193.7%	130.3%	N/A	76.3%	
Percent of non-state police cadets who graduated the law enforcement academy through certification by waiver*	100%	98%	N/A	100%	
Percent of non-state police cadets who graduated the basic law enforcement academy*	73%	73.3%	N/A	76%	
Graduation rate of telecommunication students from the law enforcement academy*	100%	97.6%	N/A	100%	
Program Rating	Y	R			G

*Measure is classified as explanatory and does not have a target.