

The Early Childhood Education and Care Department (ECECD) added several additional measures in FY22 for early prevention and intervention programs, such as home visiting. Home visiting is one of the state’s cornerstone programs to improve long-term outcomes for children and families by providing in-home support, screening, and referrals. Many home visiting programs continued virtual services during FY21 but are shifting to hybrid delivery models that include both in-home and virtual visits. Nationally, researchers and home visiting programs are studying the shifting delivery models of home visiting programs to confirm quality and outcomes.

Family Support and Intervention

The program—composed primarily of the Family, Infant, Toddler (FIT) developmental disabilities intervention program, Families First case management program, and home visiting parental education and supports program—reported meeting annual performance targets for families demonstrating progress in positive parent-child interactions and children receiving regular well-child visits. These measures monitor home visiting progress in supporting new families to attain health and developmental goals for young children. The program also reported only 299 families were enrolled in Medicaid-funded home visiting, well below the performance target of 2,000. Medicaid-funded home visiting allows the state to receive federal revenues to grow state services. Additionally, ECECD reported the program funded and on-boarded three new programs. To date, seven programs are part of Medicaid-funded home visiting serving eleven counties (San Juan, Rio Arriba, Bernalillo, Torrance, Quay, Curry, Roosevelt, Chaves, Lea, Otero, and Dona Ana). In total, the department is contracting for over 5,000 families for home visiting statewide.

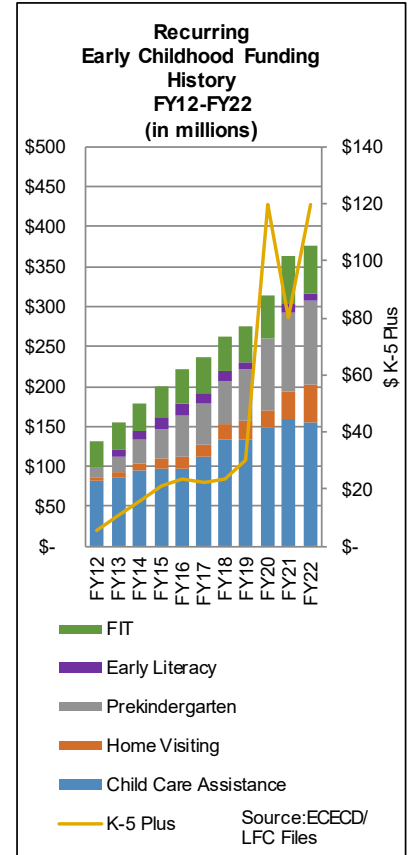
Budget: \$66,707.5 **FTE:** 40

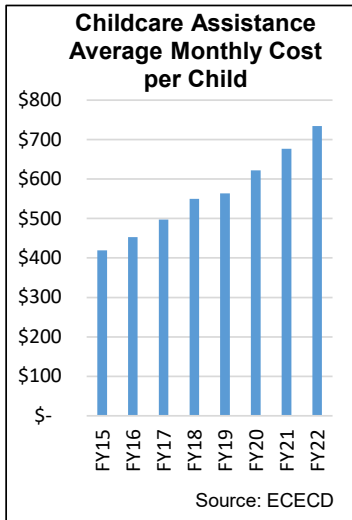
	FY20 Actual	FY21 Actual	FY22 Target	FY22 Actual	Rating
Women in Families First and home visiting and eligible for Medicaid that access prenatal care in the first trimester	NA	NA	74%	93%	G
Women who are pregnant when they enroll in home visiting and Families First who access postpartum care	NA	NA	39%	80%	G
Parents in the New Mexico home visiting program for at least eight months who demonstrate progress in practicing positive parent-child interactions	44%	74%	65%	73%	G
Eligible infants and toddlers with an individual family service plan for whom an initial evaluation, assessment and individual family service plan meeting were conducted in the 45-day timeline	NA	NA	100%	91%	R
Children enrolled in home visiting for longer than six months that receive regular well child exams as recommended by AAP	NA	NA	75%	86%	G
Families enrolled in Medicaid funded home visiting	NA	NA	2,000	299	R
Children participating in the family infant toddler program for at least six months who demonstrate substantial increase in their development	NA	NA	72%	76%	G

Program Rating **Y** **R** **Y**

ACTION PLAN

Submitted by agency?	Yes
Timeline assigned?	No
Responsibility assigned?	No

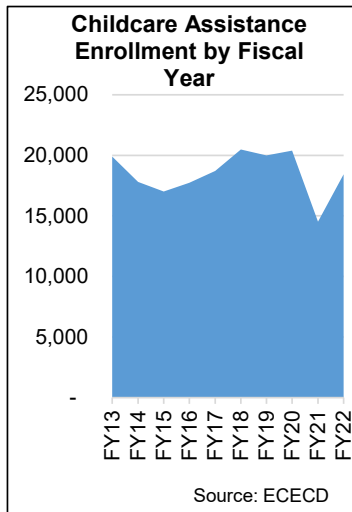




Early Education, Care and Nutrition

The Early Education, Care and Nutrition Program, primarily composed of Childcare Assistance and the Family Nutrition Bureau, met all but one performance targets. Prior to the pandemic, childcare assistance average monthly enrollment had been relatively flat, ranging between 18 thousand and 20 thousand children a month. However, in fall 2020, enrollment declined significantly to 15 thousand. In FY21; average monthly enrollment was 14.5 thousand. The average monthly cost per child, however, increased to \$676, or \$8,117 annually. At the close of FY22, monthly enrollment has continued to increase from nearly 22 thousand and the average monthly cost continued to grow to \$734, or \$8,810 annually. In April 2022 ECECD announced Childcare Assistance income eligibility would increase to 400 percent federal poverty level (FPL) and all co-payments would be waived. The department estimated the cost to waive co-payments for childcare assistance recipients is cost \$1.9 million monthly and \$22.3 million annually. The department plans to cover co-payments for families through the end of FY23 with nonrecurring federal.

Budget: \$465,429.0 FTE: 152



	FY20 Actual	FY21 Actual	FY22 Target	FY22 Actual	Rating
Licensed childcare providers participating in Focus tiered quality rating and improvement system	NEW	NEW	45%	51%	G
Licensed childcare providers participating in Focus tiered quality rating and improvement system at the four- and five-star level	47%	52%	40%	39%	R
Infants and toddlers participating in the childcare assistance program enrolled in high-quality childcare programs (four- and five-star)	NA	NA	40%	60%	G
Program Rating	Y	R			Y

Public PreK

During the pandemic, all public school and most private school prekindergarten programs were forced to close in-person programs and conduct programs virtually. In spring 2021, virtual class sessions lasted on average approximately 30 minutes to 45 minutes, depending on children's ability to remain attentive and parents' ability to assist and support their children in remote learning. The pandemic also resulted in the programs being unable to assess children and provide the data. In FY21, ECECD contracted for 13,608 prekindergarten and early prekindergarten slots. The program did not meet targeted performance for FY22.

Budget: \$49,856.5 FTE: 0

	FY20 Actual	FY21 Actual	FY22 Target	FY22 Actual	Rating
Children in the state-funded New Mexico prekindergarten program (public and private) for at least six months showing progress on the school readiness spring preschool assessment tool	No Report	No Report	94%	92%	Y
Children enrolled for at least six months in the state-funded New Mexico prekindergarten program who score at first step for kindergarten or higher on the fall kindergarten observation tool	No Report	No Report	85%	54%	R
Program Rating	Y	R			Y