



NEW MEXICO
LEGISLATIVE
FINANCE
COMMITTEE

A

Local Government Dashboard:
**Las Cruces &
Doña Ana County**

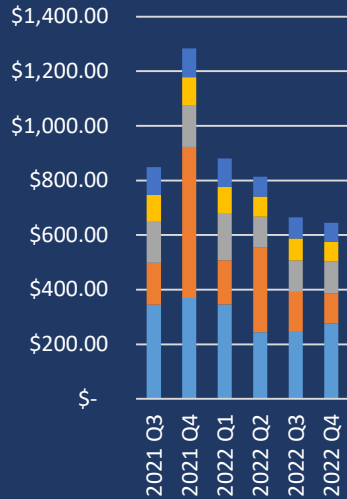
Legislative Finance Committee Hearing

June 27-29, 2023

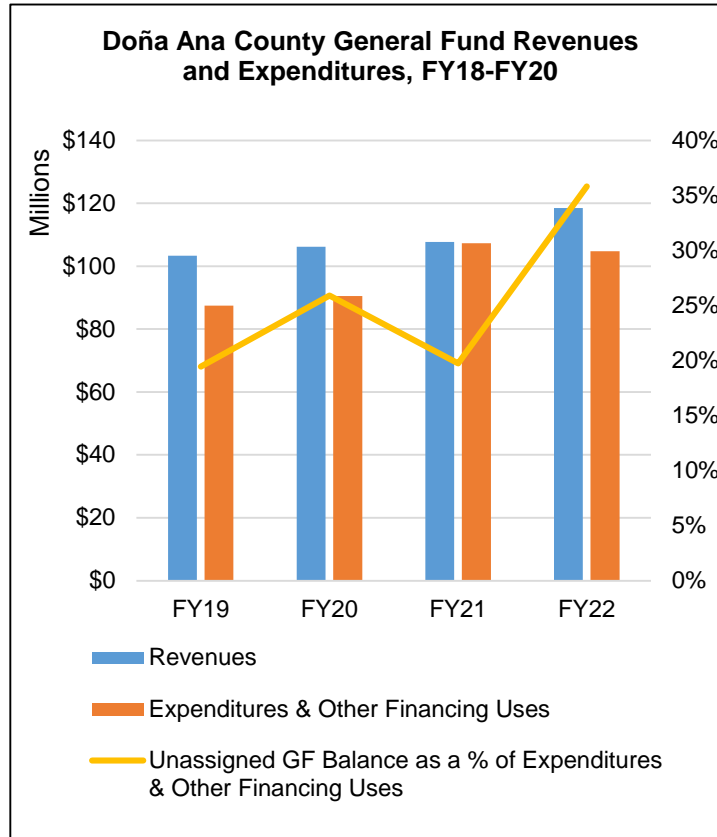
Las Cruces, New Mexico

Economy & Finance

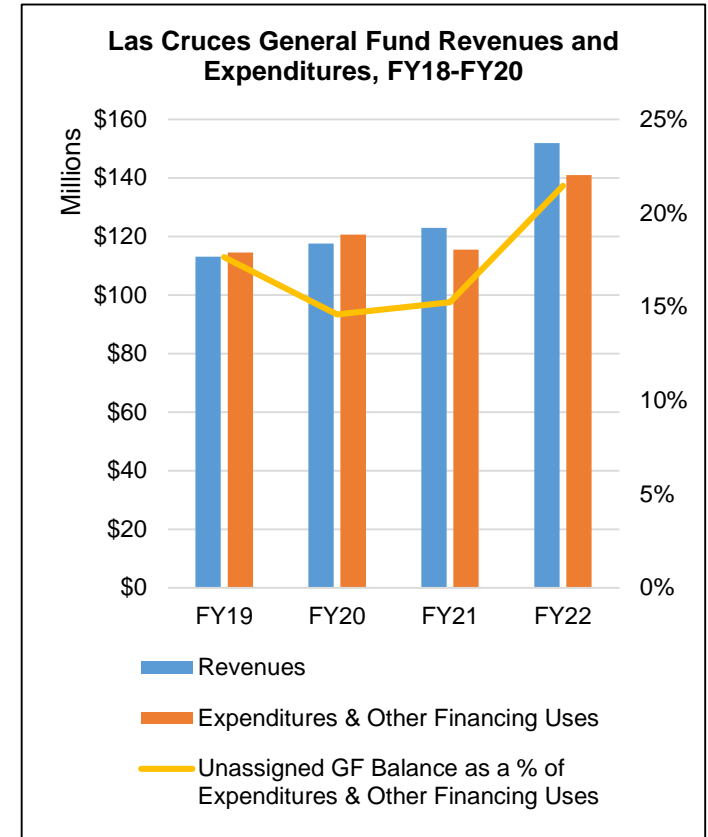
Doña Ana County Taxable Gross Receipts



- Accomodation and Food Service
- Professional, Scientific, Technical Services
- Health Care and Social Assistance
- Construction
- Retail Trade



- Doña Ana County's general fund revenues have increased slightly each year since FY19.
- County expenditures substantially increased in FY21 but have remained relatively flat since then.
- The county has seen fluctuations in its unassigned general fund balance, with a substantial increase in FY22 despite increasing expenditures.



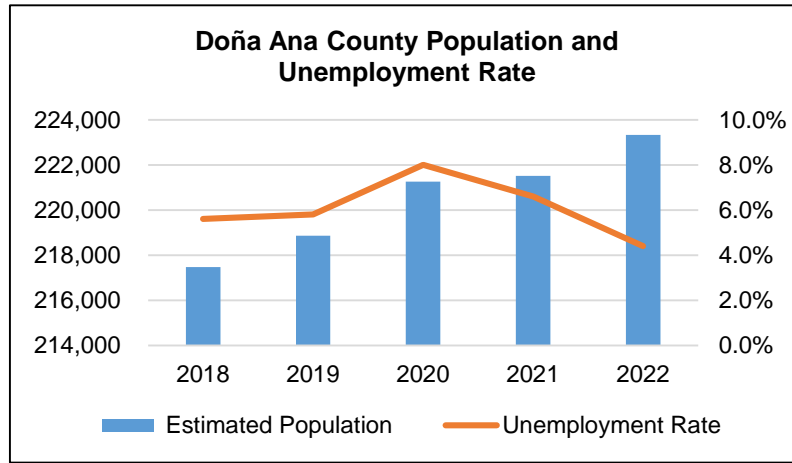
- Las Cruces has seen increasing general fund revenues since FY19.
- Despite growing revenues, city expenditures decreased in FY21 but have ramped back up in FY22 alongside revenue increases.
- The city's unassigned general fund balance has also grown, despite increased expenditures.

Economy & Finance

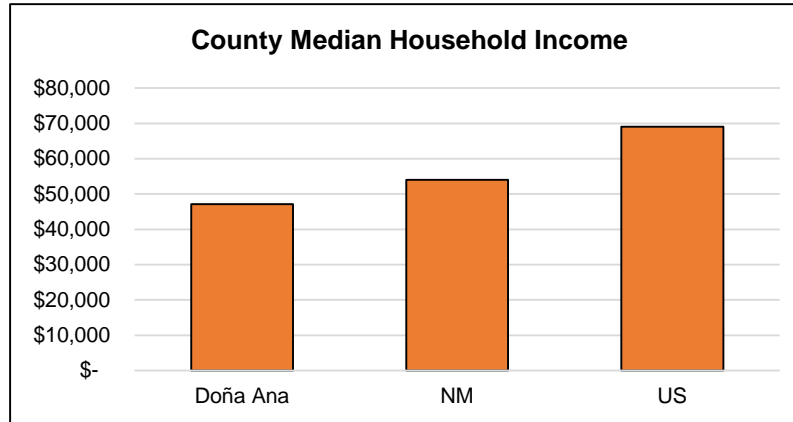
Doña Ana County

2022 County Population:
223,337

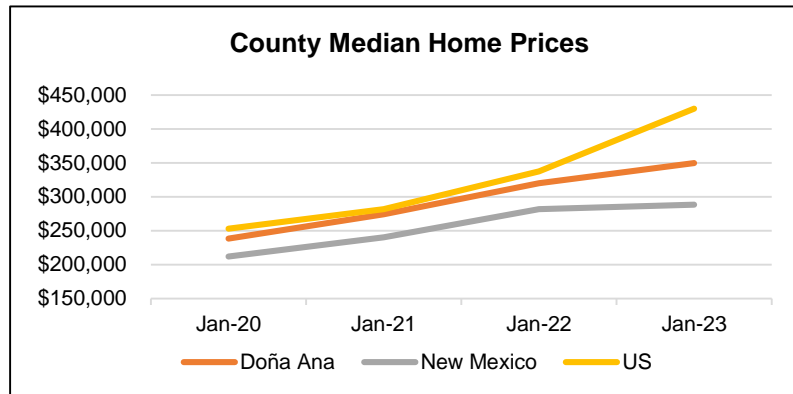
Renters Who Can Afford a Median Priced Home:
24.2%



Doña Ana County's population has increased since 2018. While unemployment increased in 2020, likely due to the Covid-19 pandemic, the county has started to make a recovery, seeing a declining unemployment rate since then. In 2022, the unemployment rate was only 4.4 percent.



Doña Ana County's median household income is lower than both the national and New Mexico state average. The median household income in the county was \$47,151.



Doña Ana County's median home price is consistently between the national and New Mexico state prices, with the US median cost being slightly higher. The marginal difference in home prices has increased in 2023, with a more than \$60 thousand difference between the NM, US, and county medians.

Doña Ana County Ongoing Capital Projects of \$1 Million or Greater (as of April 2023)

FY	Reversion Date	Project	Funding Source	Appropriation Amount	Current Balance	Rating
2019	6/30/2023	Border Authority Santa Teresa to Sunland Park Rd Extension	GFR	\$5,400,000	\$2,591,539	R
2021	6/30/2025	Santa Teresa POE Parking Lot	STB	\$651,000	\$603,951	Y
2022	6/30/2026	Border Authority Parking Improvements	STB	\$1,200,000	\$1,200,000	G
2022	6/30/2026	Santa Teresa Elevated Water Storage Tank	STB	\$4,450,000	\$4,450,000	G
2019	6/30/2023	Farm and Ranch Heritage Museum Improvements	GF	\$1,310,000	\$95,167	G
2019	6/30/2023	Las Cruces Arts & Cultural District Improvements	GFR	\$1,000,000	\$796,714	R
2019	6/30/2023	Las Cruces International Airport Improvements	GF	\$1,100,000	\$20,659	G
2019	6/30/2023	Las Cruces Parking Garage Construction	GF	\$2,000,000	\$3,091	R
2020	6/30/2024	Sunland Park Municipal Complexes	STB	\$2,750,000	\$2,111,528	Y
2020	6/30/2024	Anthony Community Parks And Recreation Facility Construction	STB	\$1,533,500	\$595,433	G
2020	6/30/2024	Las Cruces Community Of Hope Food Rescue Warehouse	STB	\$1,403,000	\$0	B
2021	6/30/2025	Lower Rio Grande PW Central Operations Facility	STB	\$1,200,000	\$354,141	G
2021	6/30/2025	Las Cruces Community Of Hope Warehouse Construction	STB	\$1,839,000	\$1,578,250	G
2022	6/30/2026	Doña Ana Co Election Warehouse Construct	STB	\$1,705,000	\$1,687,950	R
2022	6/30/2026	Anthony Multigenerational Facility Construct	STB	\$1,500,000	\$1,485,000	Y
2021	6/30/2025	MAD Las Cruces Armory Modernize & Improvement	STB	\$1,300,000	\$1,068,988	G

Rating Legend

B	Appropriation expended or project complete
G	On schedule
Y	Behind schedule or little activity
R	No activity or bonds not sold

Doña Ana County Ongoing Capital Projects of \$1 Million or Greater Cont. (as of April 2023)

FY	Reversion Date	Project	Funding Source	Appropriation Amount	Current Balance	Rating
2021	6/30/2025	Doña Ana Co Drn Construct	STB	\$3,125,000	\$2,938,044	G
2021	6/30/2025	Sunland Park Rd Improve	STB	\$2,095,000	\$718,610	G
2019	6/30/2023	Reauth - Doña Ana International Jetport Runway	GFR	\$4,000,000	\$1,553,842	R
2022	6/30/2026	Doña Ana Co Doña Ana Flood Control Improve	STB	\$1,475,000	\$1,265,208	G
2019	6/30/2023	Doña Ana Co S Central Wastewater Treatment Plant Improve	GF	\$4,710,000	\$2,481,194	R
2019	6/30/2023	Las Cruces Septic Systems Replace & Improve	GF	\$1,006,370	\$662,046	R
2019	6/30/2023	Vado Wastewater System Extension	GF	\$3,400,000	\$1,507,574	Y
2018	6/30/2023	NMSU ACES Ag Modernization & Ed Facilities	GOB	\$25,000,000	\$3,900,220	Y
2019	6/30/2023	NMDA Building Renovations	GF	\$11,000,000	\$906,042	G
2019	6/30/2023	NMDA Building Renovations	GF	\$3,000,000	\$906,234	G
2019	6/30/2023	NMSU Utility Tunnel Repairs	GF	\$3,000,000	\$344,003	G
2020	6/30/2024	NM Department of Agriculture Bldg Renovate & Equipment, Phase 2	STB	\$2,000,000	\$1,851,539	G
2020	6/30/2023	NMSU Pan American Center Scoreboard & Video	STB	\$1,000,000	\$54,045	B
2020	6/30/2024	NMSU Agr Science Research Facilities Modernization	GOB	\$18,000,000	\$17,672,513	R
2020	6/30/2024	NMSU Milton Hall Data Center Upgrade & Replace	GOB	\$3,000,000	\$2,837,549	Y
2020	6/30/2024	NMSU-Doña Ana Security & Infrastructure Improvements	GOB	\$1,860,000	\$1,720,576	Y

Rating Legend

B	Appropriation expended or project complete
G	On schedule
Y	Behind schedule or little activity
R	No activity or bonds not sold

Doña Ana County Ongoing Capital Projects of \$1 Million or Greater Cont.

(as of April 2023)

FY	Reversion Date	Project	Funding Source	Appropriation Amount	Current Balance	Rating
2021	6/30/2025	NMSU Utility Tunnel Repair	STB	\$3,000,000	\$1,786,620	G
2022	6/30/2024	NMSU Aggie Memorial Football Field Turf Replacement	STB	\$1,750,000	\$1,730,074	G
2022	6/30/2026	NMSU College of Engineering/Thomas & Brown Hall Replacement	GOB	\$22,500,000	\$22,300,000	G
2022	6/30/2026	NMSU Health & Social Science Building & O'Donnell Hall	GOB	\$13,500,000	\$13,365,000	G
2022	6/30/2026	NMSU Nursing Skills & Simulation Center Expand	GOB	\$2,000,000	\$1,980,000	G
2022	6/30/2026	NMSU-Dona Ana Community College Infrastructure & Roof Improvement	GOB	\$1,350,000	\$1,350,000	G
2022	6/30/2026	NMSU - NM Department of Agriculture Building, Phase 3 Renovation	GOB	\$10,500,000	\$10,395,000	G
2019	6/30/2023	Doña Ana Co Brahman Diversion Channel Construct	GF	\$1,000,000	\$722,179	R
2019	6/30/2023	Doña Ana Co Spring Canyon Arroyo Dam Construct	GF	\$1,450,000	\$646,377	R
2020	6/30/2024	Doña Ana Co Brahman Diversion Channel Construct	STB	\$1,100,000	\$1,047,331	R
2021	6/30/2024	Reauth - Doña Ana County Spring Canyon Arroyo Dam	STBR	\$2,500,000	\$2,472,409	R
2022	6/30/2026	Doña Ana Co Brahman Diversion Channel Construct	STB	\$1,700,000	\$1,700,000	Y

Rating Legend

B

Appropriation expended or project complete

G

On schedule

Y

Behind schedule or little activity

R

No activity or bonds not sold

Doña Ana County Infrastructure Capital Improvement Plan – Top Five Priorities

Priority	Project	Funded	Not Yet Funded
1	McNutt Pond/Gardner Dam Downstream Improvements		\$0 \$2,000,000
2	Third Judicial District Court Expansion	\$680,000	\$9,800,000
3	Dona Ana County Emergency Operations Center	\$2,255,000	\$5,000,000
4	Clerk/BOE Warehouse/Office	\$1,700,000	\$2,300,000
5	South Central WW System Rehabilitation	\$2,850,000	\$2,850,000

Las Cruces Infrastructure Capital Improvement Plan - Top Five Priorities

Priority	Project	Funded	Not Yet Funded
1	Hadley Complex Recreation Rehabilitation		\$0 \$350,000
2	Museum of Art Improvements		\$0 \$500,000
3	Railroad Museum Exterior Improvements		\$0 \$200,000
4	Police Department Body Cameras		\$0 \$40,000
5	Valley View Park - Heske Garden Lighting Replacement		\$0 \$80,000

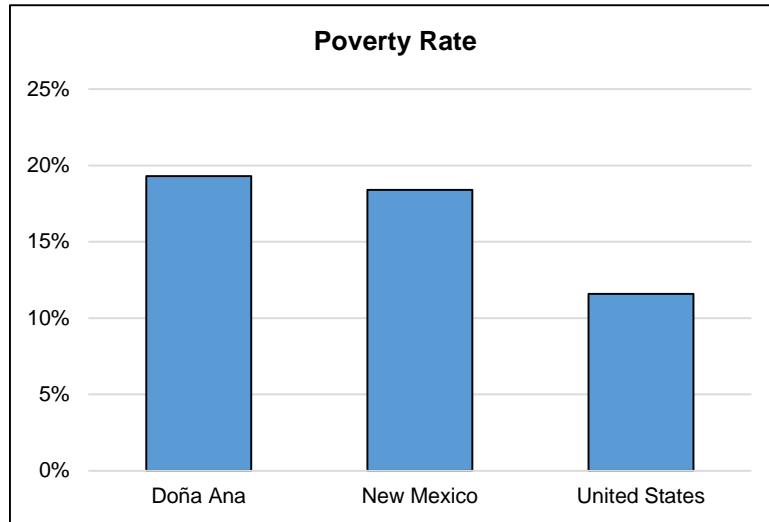
Demographics

Doña Ana County

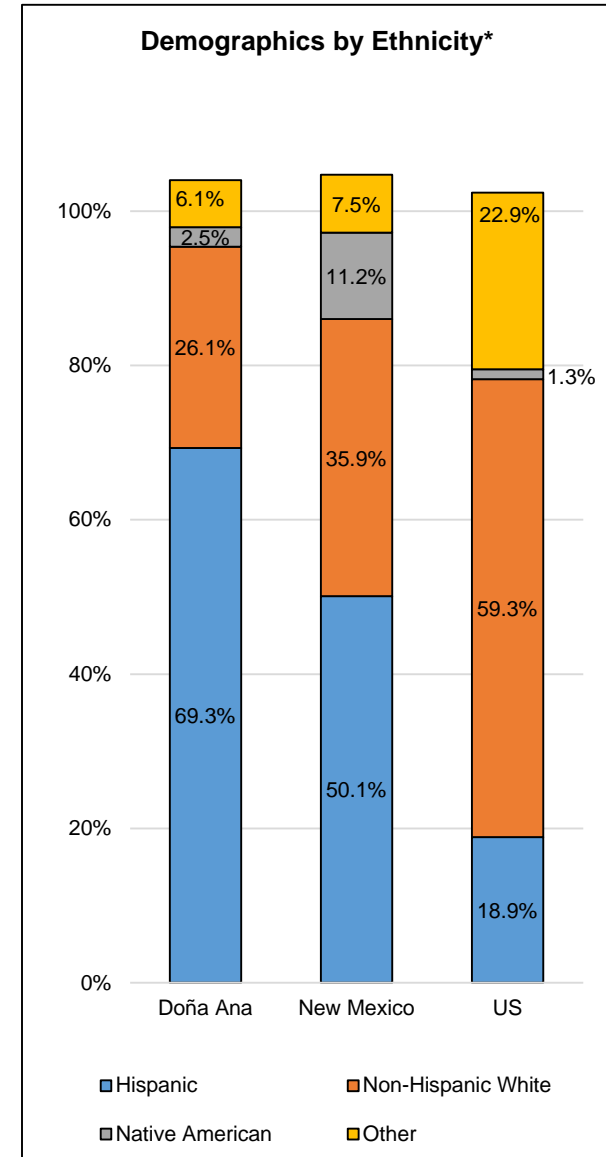
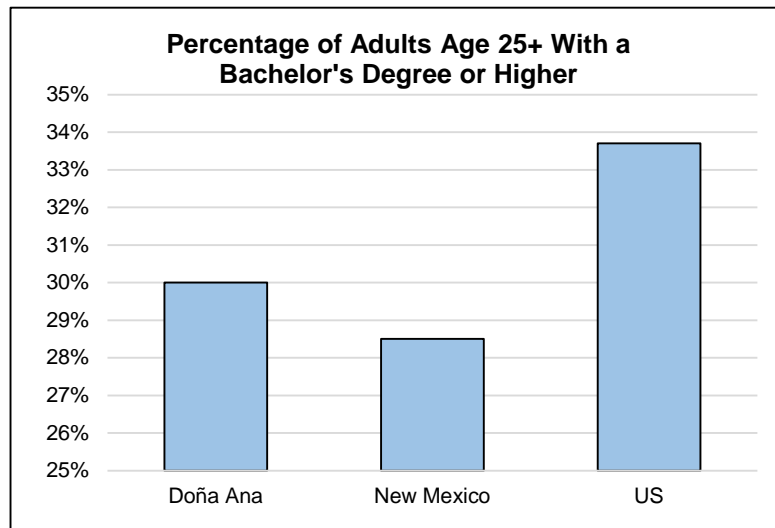
Share of Total State
Population:
10.5%

Population per
Square Mile:
57.7

Percent of
Population Age 65+:
16.5%



Doña Ana County's poverty rate is relatively in line with the New Mexico rate, both of which are substantially higher than the US rate. However, Doña Ana has slightly higher rate of educational attainment for Bachelor's degrees or higher compared to New Mexico overall.



*Categories are not mutually exclusive, so percentages will total more than 100 percent.

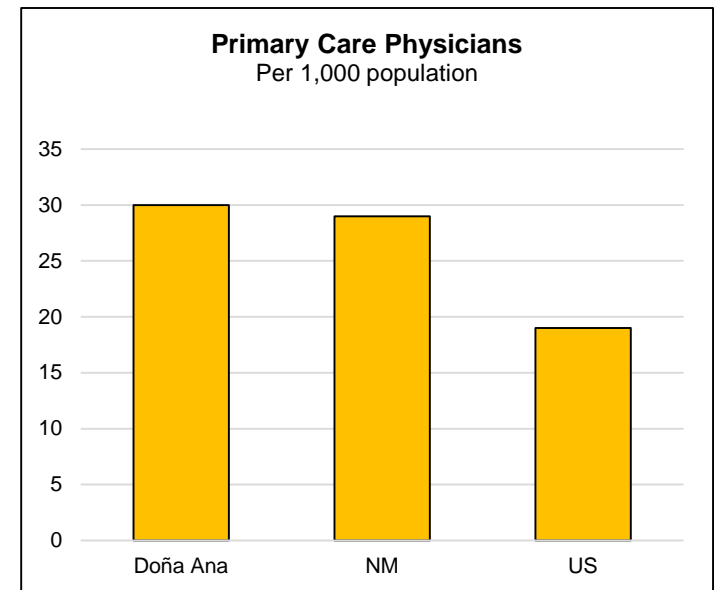
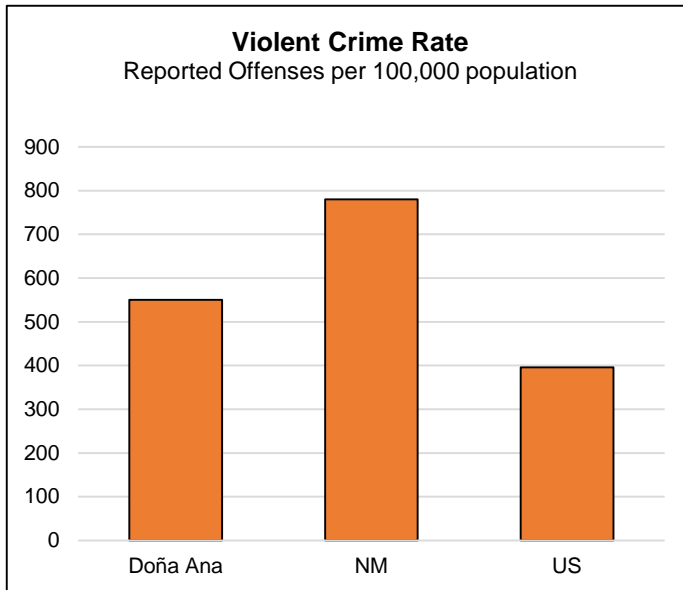
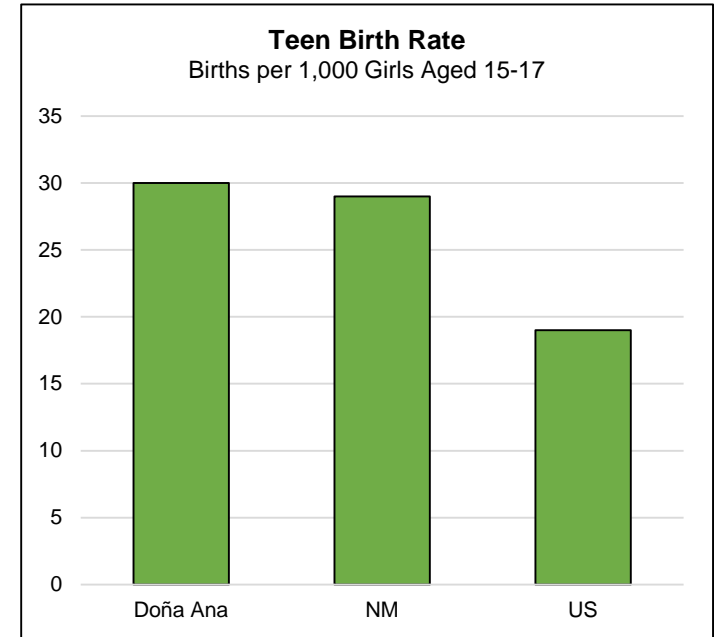
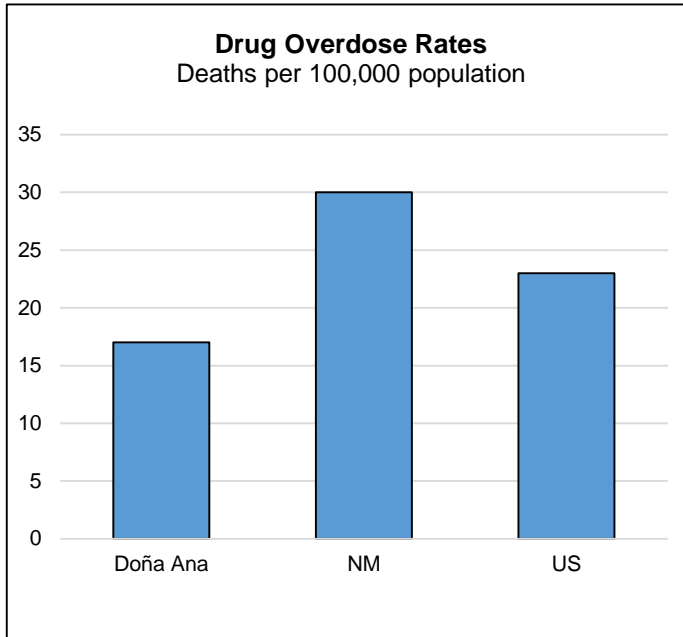
Health & Safety

Doña Ana County

Share of Adults
Uninsured:
17%

Share of Population
Enrolled in Medicaid:
48.8%

Food Insecurity Rate:
15%




Leadership & Resources

Doña Ana County Leadership

- **County Commissioners:**
Susana Chaparro, Chair
Christopher Schaljo-Hernandez,
Vice Chair
Diana Murillo
Shannon Reynolds
Manuel Sanchez
- **County Assessor:**
Eugenia Montoya Ortega
- **County Clerk:**
Amanda Lopez Askin



Doña Ana County
NEW MEXICO



**CITY OF
LAS CRUCES**

Leadership & Resources

Las Cruces Leadership

- **Mayor:**
Ken Miyagishima
- **City Council:**
Kasandra Gandara
Tessa Abeyta
Becki Graham
Johana Bencomo
Becky Corran
Yvonne Flores
- **City Manager:**
Ilfo Pili