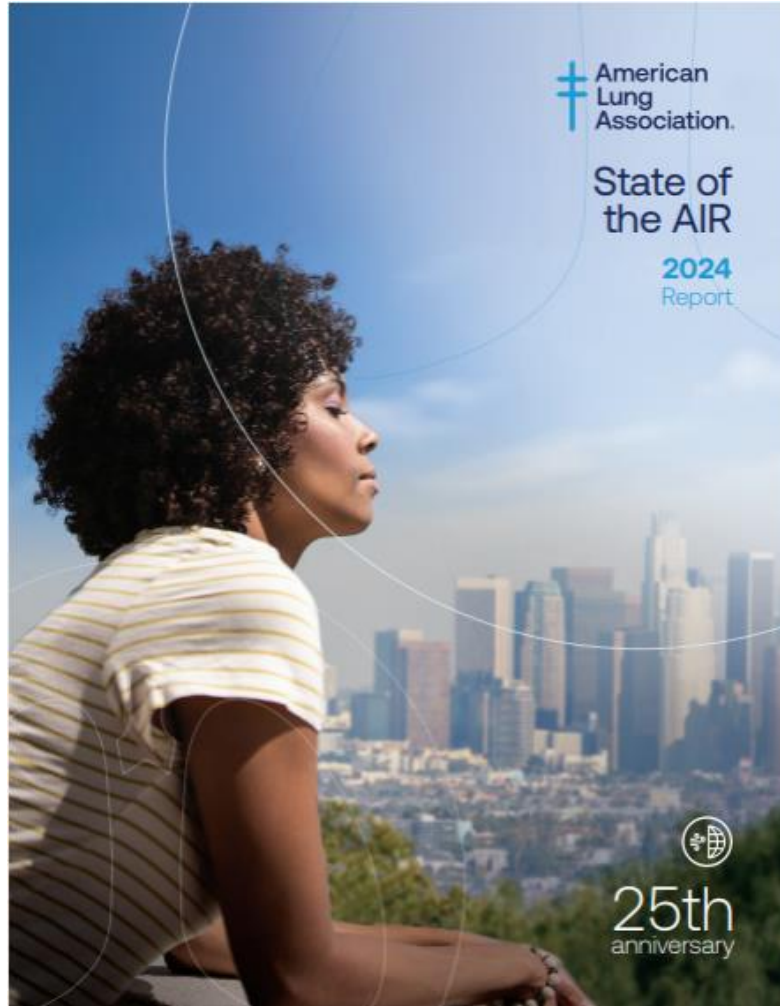




# Air Quality and Health



# Our 25th annual report



- Puts air pollution into everyday language
- Gives the public local information
- Focuses attention on particle pollution and ozone
- Gives grades to 885 of the 911 counties with monitors (out of 3,221 counties)
- Ranks 25 metro areas with worst pollution (& cleanest) for 3 pollutants.

# Particle pollution is a mixture of tiny solid and liquid particles, sometimes called “soot.”

looks like




Image courtesy of the U.S. EPA

comes from



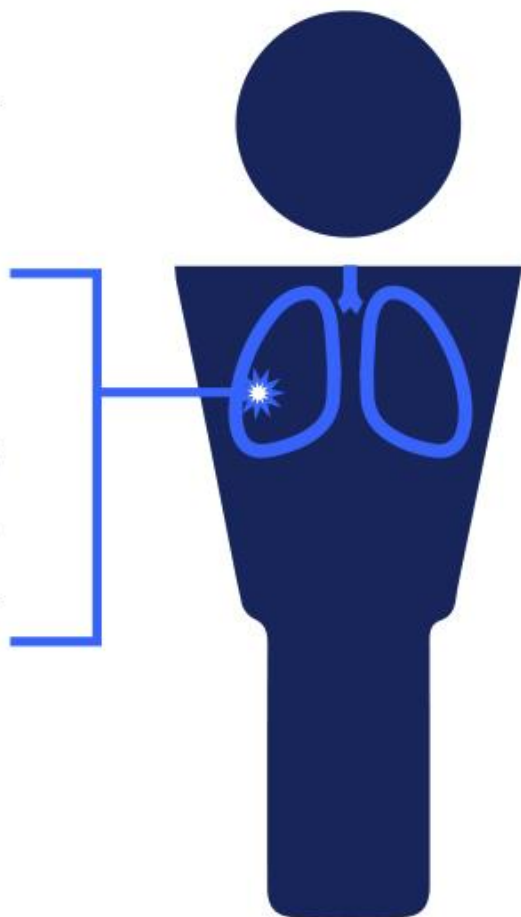
**Ozone pollution** is an odorless, colorless gas that forms most on hot, sunny days, sometimes called “smog.”



# Air pollution can harm children and adults in many ways

## Respiratory

Wheezing and coughing  
Shortness of breath  
Asthma attacks  
Worsening COPD  
Lung cancer



## Other

Premature death  
Susceptibility to infections  
Heart attacks and strokes  
Impaired cognitive functioning  
Metabolic disorders  
Preterm births and low birth weight

# Where we got the data for 2024 report

**States Collect Air Pollution Data in  
2020, 2021 & 2022**



**EPA Reviews & Posts Data Online**



**Consultant Downloads the Data from EPA**



**We Calculate Grades & Rankings**



Nearly **4 in 10**  
people live in places  
with unhealthy levels  
of air pollution





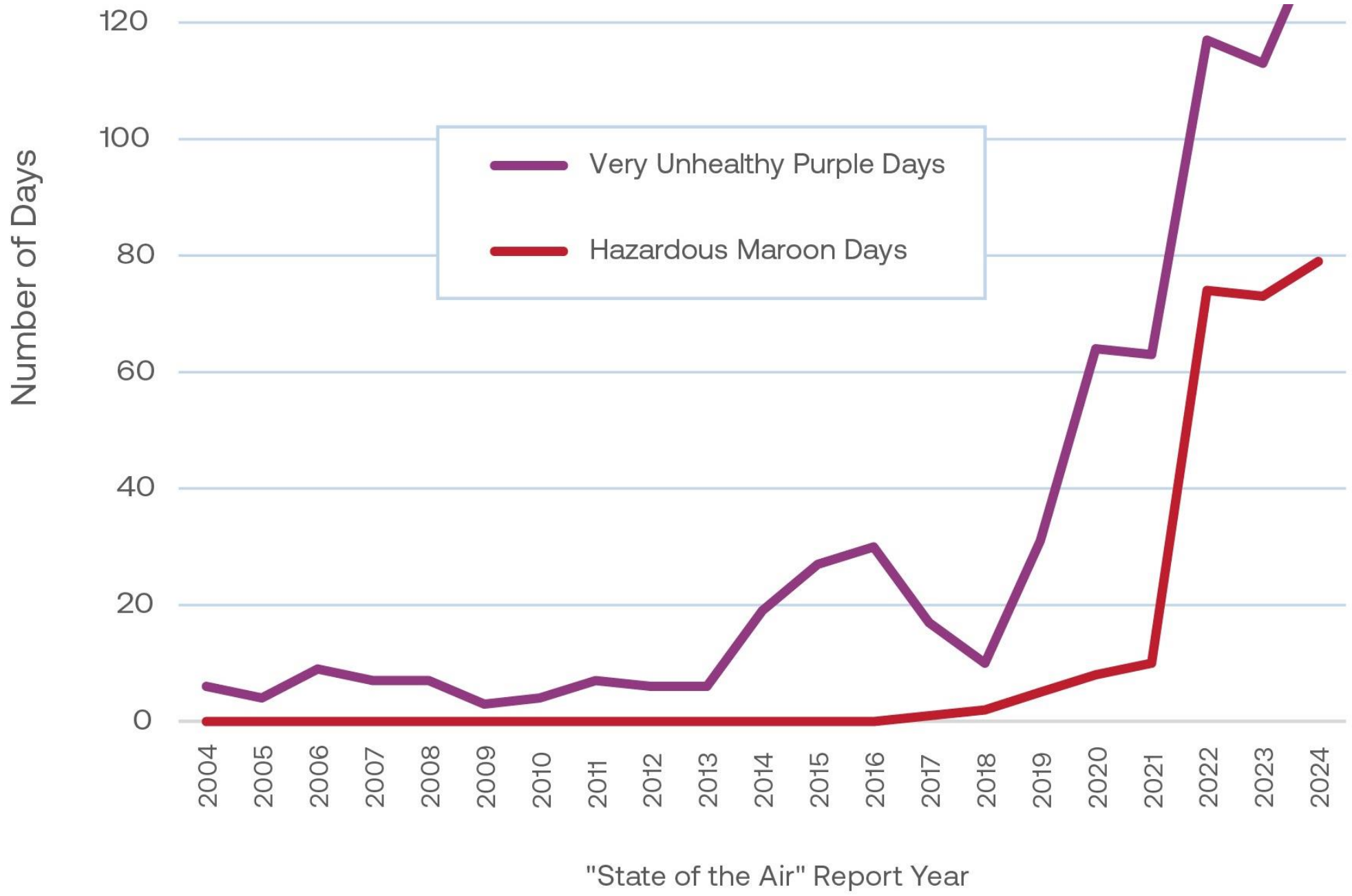
**People of color were 2.3 times as likely** as white people to live in a county with 3 failing grades.



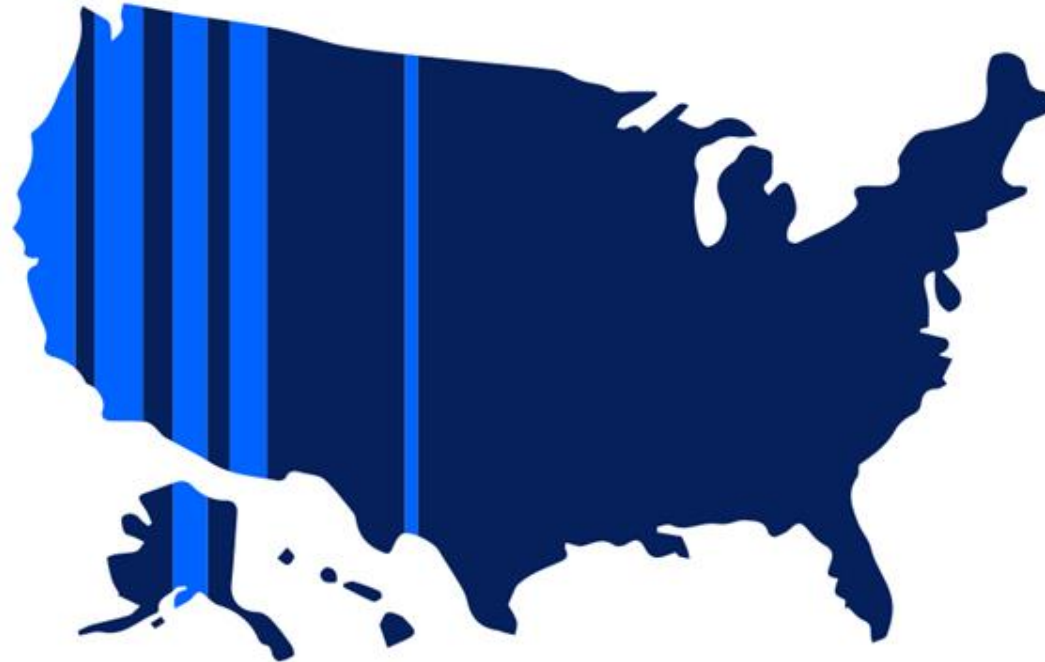
# Our Changing Climate is a Health Emergency

- Longer, hotter heat waves
- More unhealthy ozone days
- More unhealthy particle pollution
- Extreme wildfires, drought, storms and flooding
- Longer, stronger allergy seasons
- Spread of infectious diseases





All the **25** worst cities for short-term particle pollution are in the western U.S.



# State of the Air 2024

## Key New Mexico Findings

**51%**

of New Mexicans live in  
a county with at least  
*one failing grade*

---

**32%**

of New Mexicans live in  
a county with at least  
*three failing grades*

# Top 10 most polluted cities for ozone

- 1 Los Angeles-Long Beach, CA
- 2 Visalia, CA
- 3 Bakersfield, CA
- 4 Fresno-Madera-Hanford, CA
- 5 Phoenix-Mesa, AZ
- 6 Denver-Aurora, CO
- 7 Sacramento-Roseville, CA
- 8 San Diego-Chula Vista-Carlsbad, CA
- 9 Salt Lake City-Provo-Orem, UT
- 10 Houston-The Woodlands, TX

## Ozone Other Ranked New Mexico Cities

# 15 Las Cruces/El Paso  
# 21 Albuquerque

# Top 10 most polluted cities for Annual PM<sub>2.5</sub>.

- 1 Bakersfield, CA
- 2 Visalia, CA
- 3 Fresno-Madera-Hanford, CA
- 4 Eugene-Springfield, OR
- 5 San Jose-San Francisco-Oakland, CA
- 6 Los Angeles-Long Beach, CA
- 7 Sacramento-Roseville, CA
- 8 Medford-Grants Pass, OR
- 9 Phoenix-Mesa, AZ
- 10 Fairbanks, AK

**Annual PM<sub>2.5</sub>.**  
**Other Ranked New Mexico Cities**

# 42 Albuquerque  
# 57 Las Cruces/El Paso

# Top 10 most polluted cities for Short-Term PM<sub>2.5</sub>.

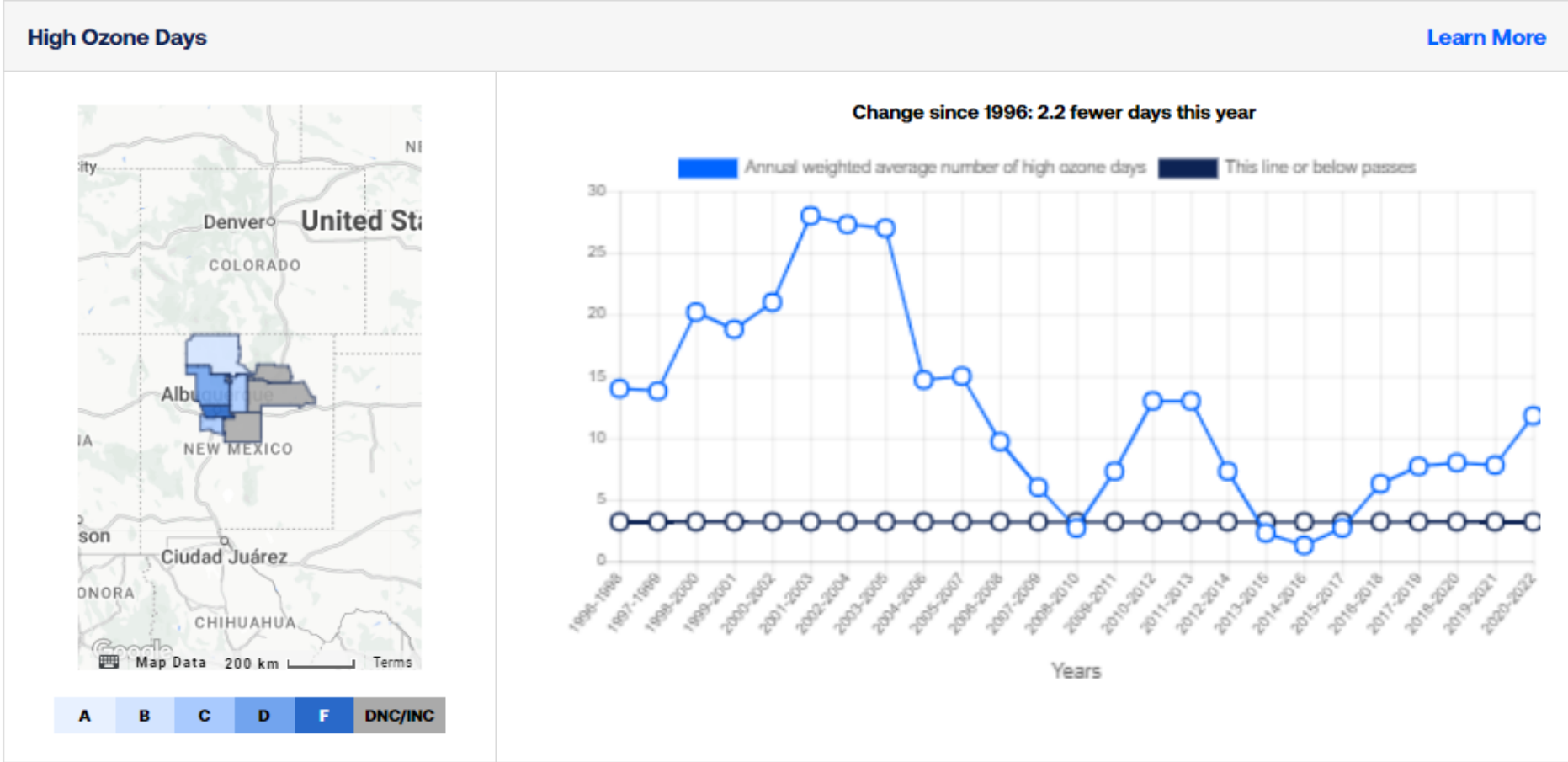
- 1 Bakersfield, CA
- 2 Fresno-Madera-Hanford, CA
- 3 Fairbanks, AK
- 4 Eugene-Springfield, OR
- 5 Visalia, CA
- 6 Reno-Carson City-Fernley, NV
- 7 San Jose-San Francisco-Oakland, CA
- 8 Redding-Red Bluff, CA
- 9 Sacramento-Roseville, CA
- 10 Chico, CA

**Short-Term PM<sub>2.5</sub>**  
**Other Ranked New Mexico Cities**

# 34 Albuquerque  
# 40 Las Cruces/El Paso



# Trend Charts show progress



# Recommendations to Protect Your Health

- Individuals
  - Check daily air pollution forecasts
  - Protect yourself from dust and wildfire smoke with our [resources](#)
  - Reduce personal emissions with tips from our [Stand Up For Clean Air initiative](#)

**Contact Info:**  
**JoAnna Strother**  
**JoAnna.Strother@Lung.org**