

NEW MEXICO STATE LAND OFFICE - ANNUAL DISTRIBUTIONS\TRANSFERS BY BENEFICIARY (FY14-FY23)

LAND MAINTENANCE FUND - Annual distributions directly to Beneficiaries*

	FY 2014	FY 2015	FY 2016	FY 2017	FY 2018	FY 2019	FY 2020	FY 2021	FY 2022	FY 2023
COMMON SCHOOLS	\$ 47,480,532	\$ 42,234,932	\$ 47,817,852	\$ 71,489,681	\$ 111,845,104	\$ 132,454,206	\$ 69,858,281	\$ 41,762,187	\$ 52,935,443	\$ 82,419,631
UNIVERSITY OF NM	\$ 896,538	\$ 1,614,342	\$ 720,361	\$ 2,154,383	\$ 2,394,941	\$ 5,347,008	\$ 1,312,470	\$ 721,739	\$ 1,497,430	\$ 4,924,938
SALINE LANDS (UNM)	\$ 631	\$ -	\$ 3,639	\$ 112	\$ -	\$ -	\$ 3,957	\$ 361	\$ 13,107	\$ 269,895
NM STATE UNIVERSITY	\$ 434,581	\$ 1,235,022	\$ 718,585	\$ 393,528	\$ 1,507,738	\$ 1,217,672	\$ 1,349,049	\$ 734,177	\$ 1,145,618	\$ 1,473,186
WESTERN NM UNIVERSITY	\$ 52,650	\$ 99,421	\$ 70,662	\$ 100,110	\$ 146,385	\$ 104,969	\$ 94,777	\$ 104,681	\$ 401,008	\$ 551,198
NM HIGHLANDS	\$ 52,902	\$ 99,618	\$ 70,883	\$ 100,387	\$ 146,687	\$ 105,232	\$ 118,347	\$ 124,346	\$ 421,408	\$ 576,149
NORHTERN NM SCHOOL	\$ 28,096	\$ 77,482	\$ 40,021	\$ 59,895	\$ 102,386	\$ 52,215	\$ 61,549	\$ 72,778	\$ 342,683	\$ 484,777
EASTERN NM UNIVERSITY	\$ 166,106	\$ 73,636	\$ 98,597	\$ 189,474	\$ 232,816	\$ 232,890	\$ 464,413	\$ 155,978	\$ 153,453	\$ 160,270
NM INST OF MIN & TECH	\$ 391,288	\$ 1,374,751	\$ 346,540	\$ 315,231	\$ 604,948	\$ 354,729	\$ 325,640	\$ 610,753	\$ 1,886,802	\$ 918,747
NM MILITARY INST.	\$ 708,018	\$ 473,472	\$ 272,522	\$ 513,858	\$ 8,292,234	\$ 836,271	\$ 1,029,679	\$ 701,454	\$ 465,965	\$ 641,050
NM BOYS SCHOOL	\$ 21,937	\$ 26,609	\$ 32,042	\$ 43,957	\$ 60,815	\$ 66,297	\$ 83,988	\$ 81,959	\$ 80,631	\$ 93,143
MINERS HOSPITAL	\$ 1,283,676	\$ 668,015	\$ 196,845	\$ 247,868	\$ 3,586,985	\$ 2,227,668	\$ 660,671	\$ 342,416	\$ 1,478,724	\$ 1,397,668
STATE HOSPITAL	\$ 2,014,119	\$ 591,896	\$ 622,929	\$ 1,409,012	\$ 2,148,269	\$ 784,096	\$ 1,545,596	\$ 685,106	\$ 808,925	\$ 1,270,940
STATE PENITENTIARY	\$ 1,269,490	\$ 293,463	\$ 1,098,242	\$ 1,010,210	\$ 2,286,456	\$ 34,165,127	\$ 2,425,196	\$ 1,209,405	\$ 710,912	\$ 2,025,814
SCHOOL FOR THE DEAF	\$ 398,966	\$ 687,723	\$ 1,960,330	\$ 533,535	\$ 514,597	\$ 515,012	\$ 351,792	\$ 338,754	\$ 462,845	\$ 328,004
SCHOOL FOR BLIND & VIS IMPAIRED	\$ 419,890	\$ 693,990	\$ 1,964,339	\$ 541,560	\$ 520,473	\$ 522,814	\$ 356,986	\$ 353,170	\$ 467,081	\$ 374,103
CHARITABLE PENAL & REFORM	\$ 1,136,131	\$ 417,636	\$ 226,013	\$ 781,404	\$ 1,152,967	\$ 811,606	\$ 1,076,971	\$ 387,846	\$ 443,344	\$ 762,658
WATER RESERVOIRS	\$ 619,418	\$ 458,539	\$ 747,611	\$ 2,961,863	\$ 1,451,540	\$ 988,106	\$ 808,139	\$ 529,462	\$ 570,759	\$ 612,207
RIO GRANDE IMPROV	\$ 123,167	\$ 88,509	\$ 90,505	\$ 1,443,926	\$ 587,020	\$ 221,008	\$ 156,664	\$ 120,877	\$ 143,963	\$ 147,094
PUBLIC BLDG	\$ 565,951	\$ 1,366,205	\$ 763,249	\$ 560,610	\$ 1,401,803	\$ 3,388,864	\$ 3,340,993	\$ 1,176,620	\$ 4,144,109	\$ 2,841,374
CARRIE TINGLEY	\$ 17,863	\$ 15,715	\$ 18,973	\$ 32,370	\$ 27,960	\$ 27,162	\$ 73,084	\$ 69,070	\$ 136,722	\$ 39,537
Total	\$ 58,081,952	\$ 52,590,974	\$ 57,880,738	\$ 84,882,976	\$ 139,012,122	\$ 184,422,950	\$ 85,498,244	\$ 50,283,140	\$ 68,710,932	\$ 102,312,382

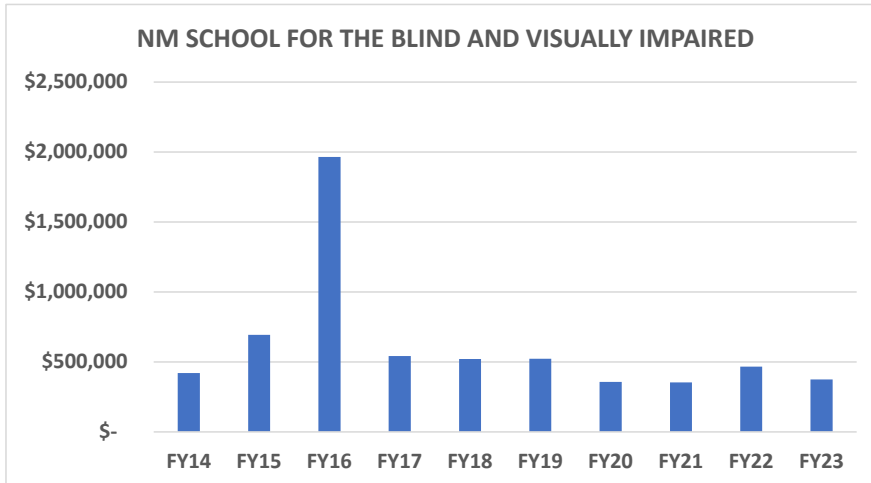
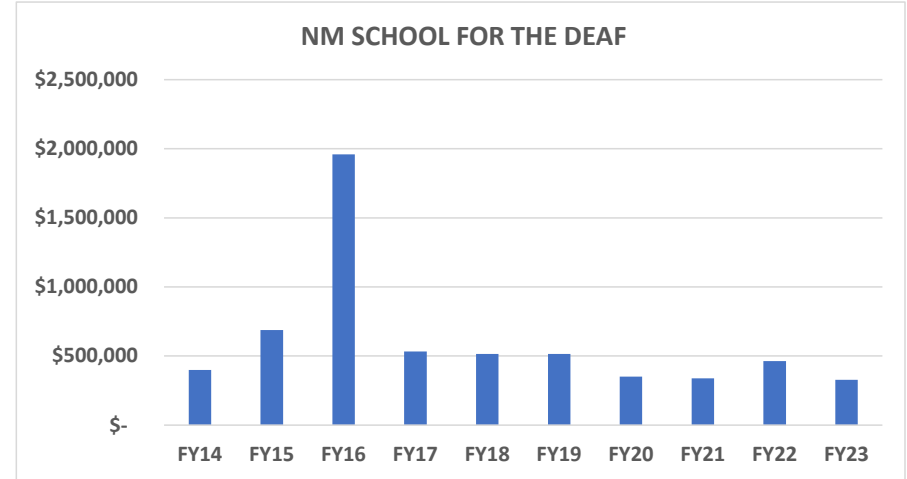
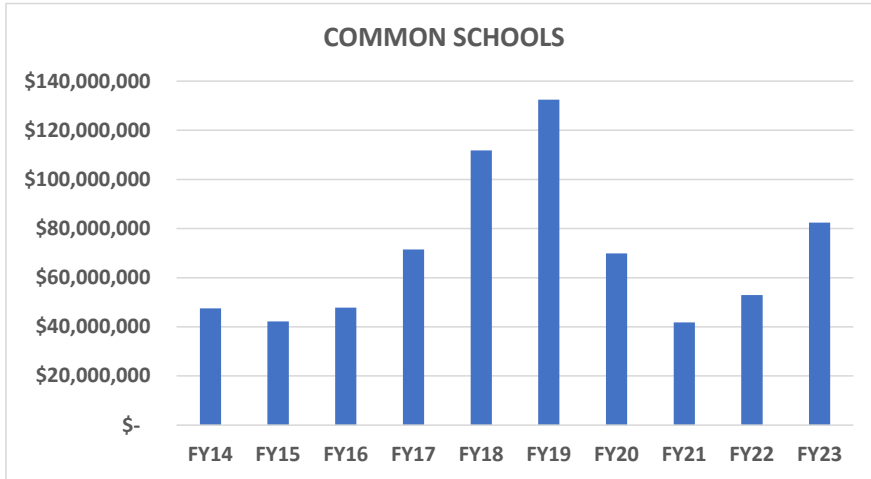
*Distribution amounts to beneficiaries are calculated after withholding to cover the agency budget and the transfer of 1% of earnings to the Restoration & Remediation fund

LAND GRANT PERMANENT FUND - Annual transfers to SIC on behalf of Beneficiaries

	FY 2014	FY 2015	FY 2016	FY 2017	FY 2018	FY 2019	FY 2020	FY 2021	FY 2022	FY 2023
COMMON SCHOOLS	\$671,056,153	\$613,195,172	\$391,034,589	\$524,300,334	\$635,925,443	\$858,775,563	\$893,259,729	\$1,124,527,490	\$2,170,072,075	\$2,458,335,664
UNIVERSITY OF NM	\$2,655,490	\$3,127,442	\$2,050,189	\$2,811,047	\$3,390,287	\$3,287,349	\$3,617,537	\$3,481,970	\$5,691,017	\$10,114,004
SALINE LANDS (UNM)	\$1,057,375	\$820,407	\$241,650	\$375,858	\$203,277	\$96,474	\$51,410	\$66,440	\$78,000	\$41,548
NM STATE UNIVERSITY	\$901,937	\$873,790	\$439,271	\$499,296	\$409,388	\$353,587	\$190,762	\$443,456	\$8,144,223	\$3,260,124
WESTERN NM UNIVERSITY	\$91,038	\$76,950	\$42,126	\$48,848	\$41,500	\$37,939	\$27,779	\$20,396	\$20,994	\$24,572
NM HIGHLANDS	\$91,038	\$76,950	\$42,126	\$48,848	\$41,500	\$37,939	\$27,779	\$20,396	\$20,994	\$24,572
NORHTERN NM SCHOOL	\$91,319	\$77,190	\$42,249	\$48,992	\$41,630	\$38,043	\$27,849	\$20,450	\$21,046	\$24,640
EASTERN NM UNIVERSITY	\$315,027	\$246,851	\$122,071	\$168,643	\$92,286	\$41,649	\$20,818	\$52,610	\$112,592	\$56,201
NM INST OF MIN & TECH	\$866,728	\$751,506	\$376,945	\$594,123	\$380,593	\$341,556	\$212,075	\$197,414	\$234,177	\$280,614
NM MILITARY INST.	\$12,715,660	\$9,629,655	\$5,171,828	\$7,551,140	\$17,536,613	\$13,237,004	\$10,554,505	\$13,086,757	\$24,756,308	\$22,458,178
NM BOYS SCHOOL	\$0	\$0	\$29,534	\$825	\$0	\$0	\$0	\$0	\$0	\$0
MINERS HOSPITAL	\$2,842,927	\$2,512,093	\$1,255,895	\$1,637,788	\$1,269,501	\$1,099,690	\$836,821	\$607,541	\$1,484,948	\$1,390,212
STATE HOSPITAL	\$9,563,305	\$7,360,013	\$2,330,337	\$2,417,536	\$2,541,170	\$3,020,662	\$2,643,666	\$2,446,463	\$3,507,350	\$3,469,913
STATE PENITENTIARY	\$9,273,357	\$7,911,100	\$5,104,613	\$5,592,386	\$5,889,171	\$5,487,463	\$6,758,885	\$6,458,048	\$20,923,830	\$20,755,020
SCHOOL FOR THE DEAF	\$8,420,513	\$6,503,414	\$3,287,342	\$5,053,355	\$5,766,188	\$6,099,855	\$5,260,949	\$5,471,676	\$9,629,221	\$9,161,713
SCHOOL FOR BLIND & VIS IMPAIRED	\$8,420,554	\$6,503,452	\$3,288,367	\$5,056,215	\$5,769,371	\$6,099,891	\$5,263,481	\$5,470,277	\$9,634,312	\$9,178,582
CHARITABLE PENAL & REFORM	\$2,618,664	\$1,721,158	\$919,757	\$1,077,668	\$1,069,962	\$945,136	\$621,216	\$691,674	\$1,371,678	\$1,335,202
WATER RESERVOIRS	\$3,050,932	\$2,241,630	\$1,063,027	\$1,181,345	\$1,132,391	\$819,914	\$480,623	\$498,484	\$1,170,694	\$1,058,989
RIO GRANDE IMPROV	\$238,651	\$376,076	\$196,492	\$254,146	\$207,760	\$159,086	\$117,892	\$110,928	\$160,166	\$194,158
PUBLIC BLDG	\$7,656,697	\$5,361,478	\$2,706,038	\$4,313,746	\$8,720,203	\$12,016,194	\$17,541,359	\$20,750,241	\$63,053,950	\$71,309,760
CARRIE TINGLEY	\$0	\$0	\$0	\$0	\$0	\$0	\$0	\$0	\$0	\$1,925
Total	\$ 741,927,363	\$ 669,366,326	\$ 419,744,447	\$ 563,032,139	\$ 690,428,235	\$ 911,994,994	\$ 947,515,135	\$ 1,184,422,711	\$ 2,320,087,575	\$ 2,612,475,591

Land Maintenance Fund

	FY14	FY15	FY16	FY17	FY18	FY19	FY20	FY21	FY22	FY23
COMMON SCHOOLS	\$ 47,480,532	\$ 42,234,932	\$ 47,817,852	\$ 71,489,681	\$ 111,845,104	\$ 132,454,206	\$ 69,858,281	\$ 41,762,187	\$ 52,935,443	\$ 82,419,631
SCHOOL FOR THE DEAF	\$ 398,966	\$ 687,723	\$ 1,960,330	\$ 533,535	\$ 514,597	\$ 515,012	\$ 351,792	\$ 338,754	\$ 462,845	\$ 328,004
SCHOOL FOR BLIND & VIS IM	\$ 419,890	\$ 693,990	\$ 1,964,339	\$ 541,560	\$ 520,473	\$ 522,814	\$ 356,986	\$ 353,170	\$ 467,081	\$ 374,103



Land Grant Permanent Fund

	FY14	FY15	FY16	FY17	FY18	FY19	FY20	FY21	FY22	FY23
COMMON SCHOOLS	\$671,056,153	\$613,195,172	\$391,034,589	\$524,300,334	\$635,925,443	\$858,775,563	\$893,259,729	\$1,124,527,490	\$2,170,072,075	\$2,458,335,664
SCHOOL FOR THE DEAF	\$8,420,513	\$6,503,414	\$3,287,342	\$5,053,355	\$5,766,188	\$6,099,855	\$5,260,949	\$5,471,676	\$9,629,221	\$9,161,713
SCHOOL FOR BLIND & VIS IMP	\$8,420,554	\$6,503,452	\$3,288,367	\$5,056,215	\$5,769,371	\$6,099,891	\$5,263,481	\$5,470,277	\$9,634,312	\$9,178,582

