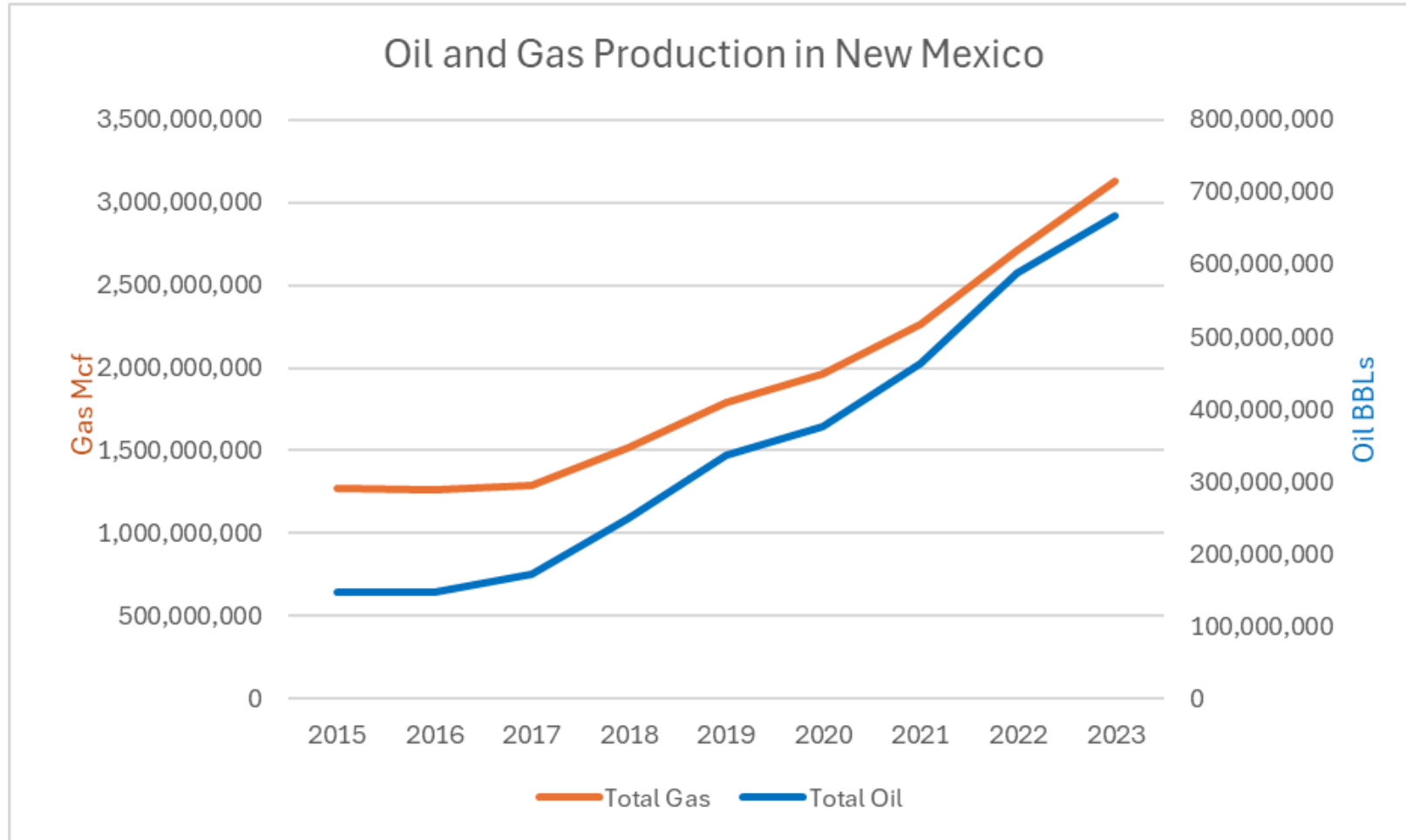


Regulatory Overview

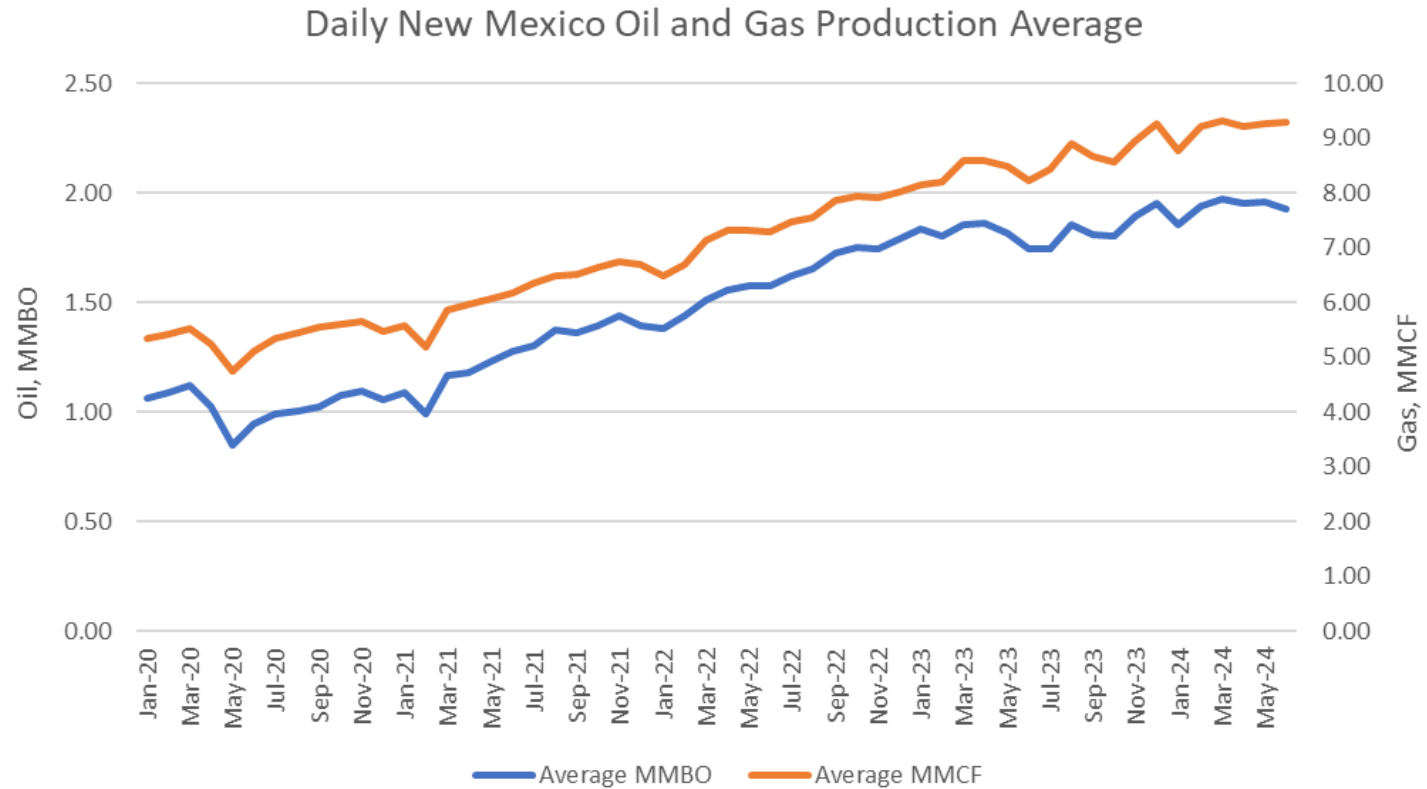
NEW MEXICO ENERGY, MINERALS AND NATURAL RESOURCES DEPARTMENT

September 2024

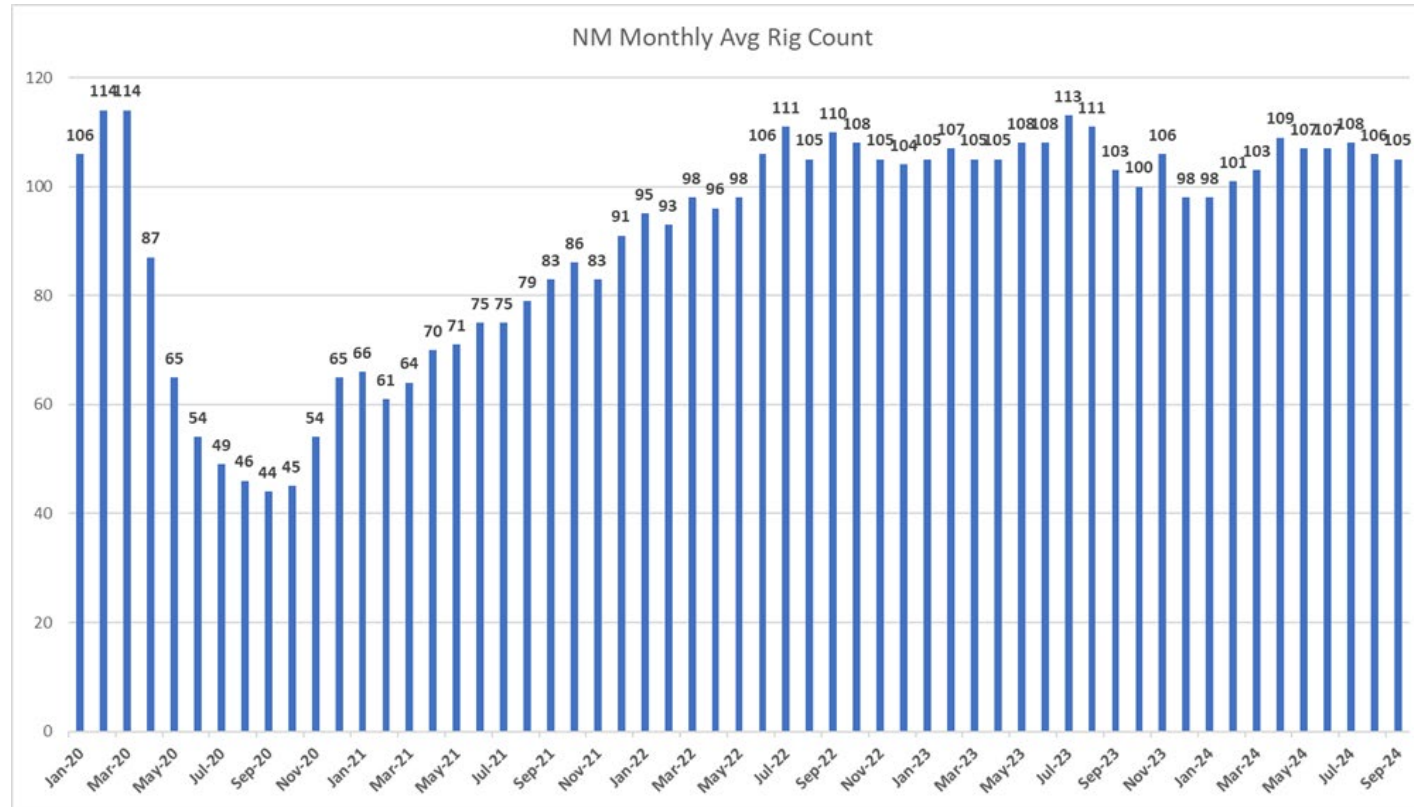
New Mexico Production (Yearly)



New Mexico Production, Daily Averages



New Mexico Rigs



New Mexico General Well Information

Number of Wells

Well Type	Approved APDs, Not Plugged, Not Cancelled	Completed Wells
Carbon Dioxide	734	730
Gas	29104	26386
Injection	3148	3097
Misc	135	114
Oil	38288	27917
Salt Water Disposal	922	818
Water	46	45
Total	72377	59107
Coalbed Methane (Included Above)		5791

Number of Wells by Land Type

Land Type	Approved APDs, Not Plugged, Not Cancelled	Completed Wells
Federal	42114	31228
All Indian	2602	2541
Private	10863	10348
State	16798	14990
Total	72377	59107

New Mexico General Well Information 2024

Number of Producing Wells

Number of wells that produced oil or gas in 2024:	52748
Number of oil wells producing oil:	34676
Number of coalbed methane wells producing oil:	83
Number of gas wells producing gas:	49793
Number of coalbed methane wells producing gas:	5487
Number of wells that had injected volumes reported in 2024:	3134
Number of operators filing production in 2024:	385

Documents Received by OCD by Year (excluding production reports)

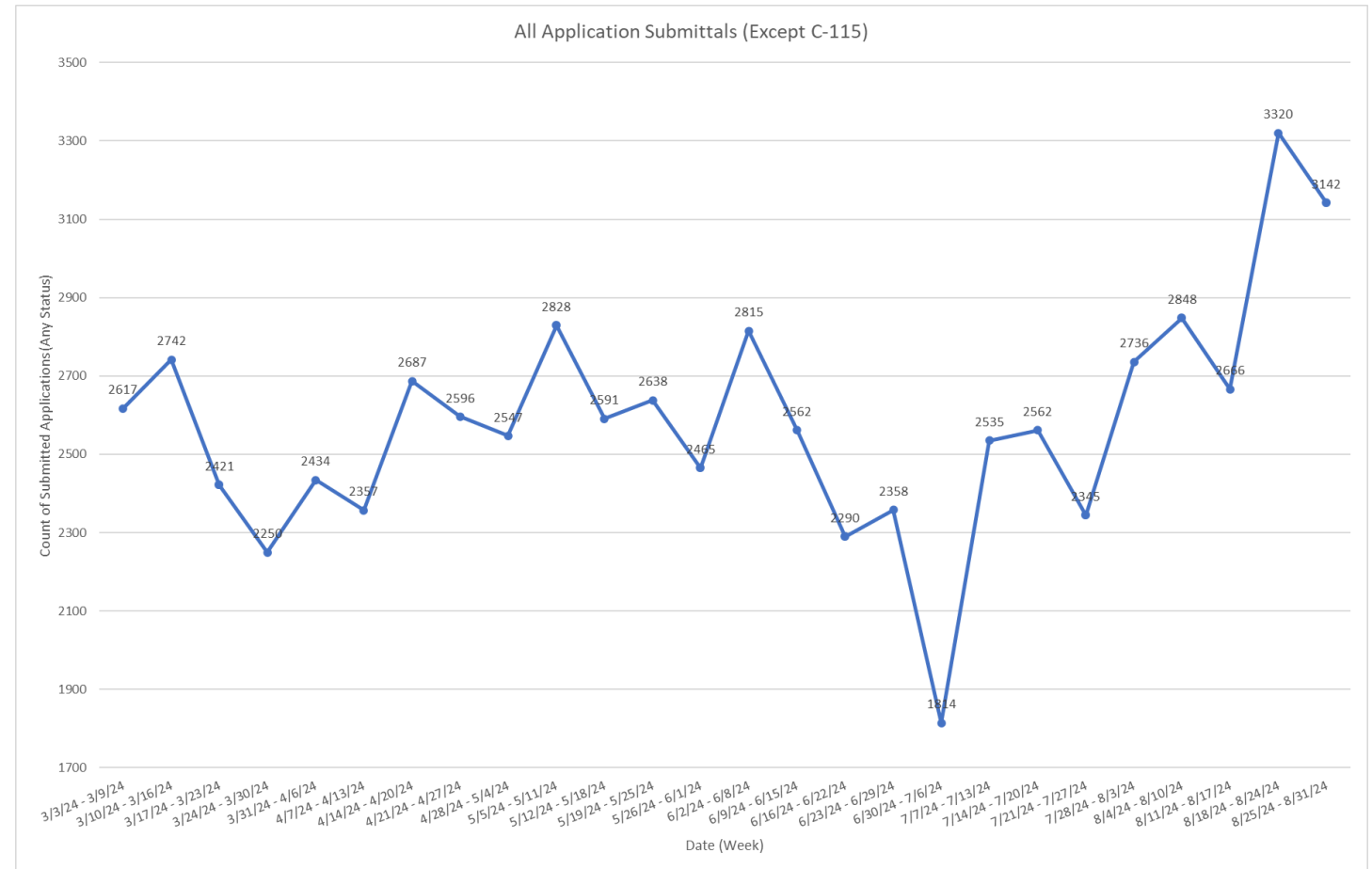
Yearly

Year	Total Submittals
2021	56,020
2022	105,591
2023	130,010
2024**	82,290**

** 2024 data as of 9/4/2024

- OCD went to strictly Online submittals Dec. 2020

Current Weekly Submittals



New Mexico APDs

Number of Wells Permitted by Year

Calendar Year	Wells Spud**	APDs Issued for New Drills
2015	779	1613
2016	405	1107
2017	987	1433
2018	1283	2300
2019	1395	2306
2020	978	3107
2021	1455	2340
2022	1447	2407
2023	1174	2999

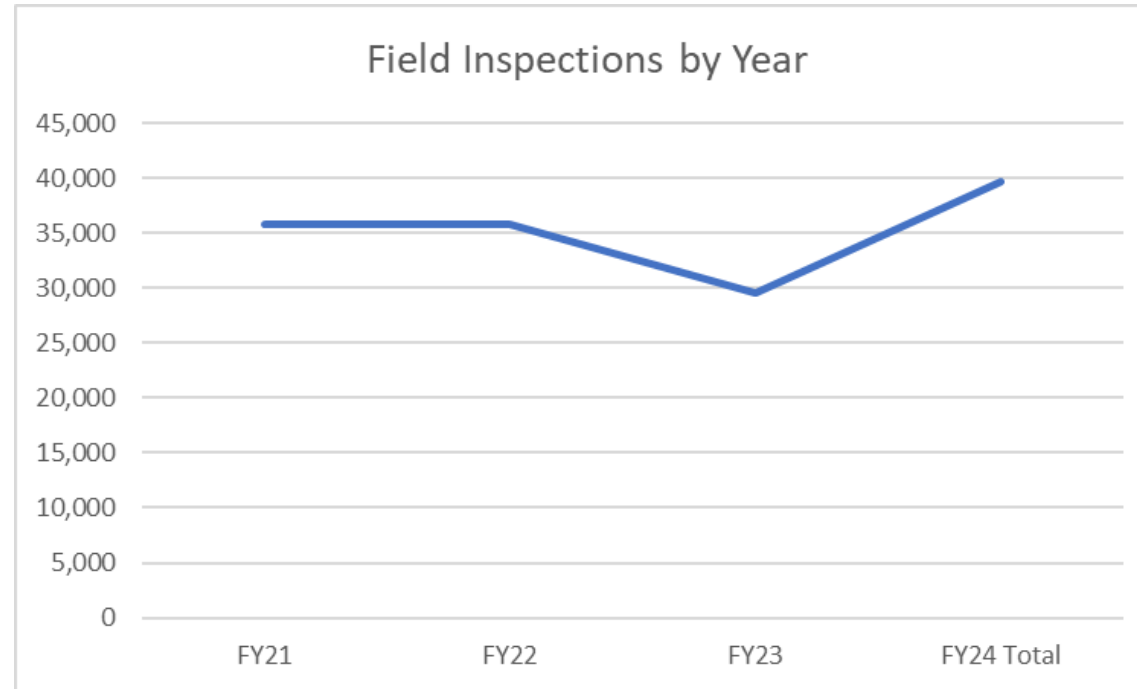
New Mexico Wells Plugged by Year

Number of Wells Plugged by Year

Calendar Year	Wells Plugged and Site Released*
2015	720
2016	823
2017	785
2018	921
2019	959
2020	503
2021	703
2022	893
2023	622

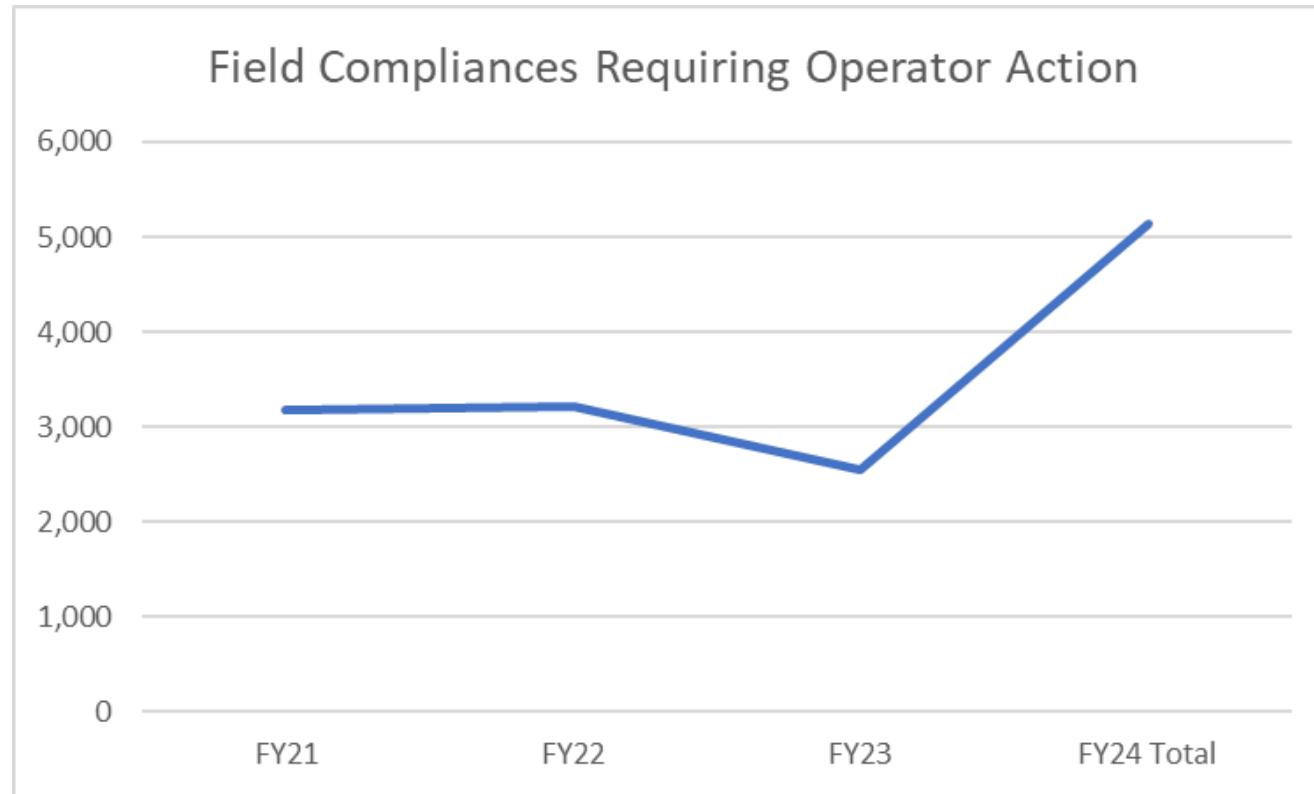
- Does not include wells plugged by OCD

New Mexico Inspections



FY21	FY22	FY23	FY24
35,757	35,757	29,522	39,640

New Mexico Field Compliances



FY21	FY22	FY23	FY24
3,174	3,213	2,552	5,138

New Mexico Enforcement

FY'24

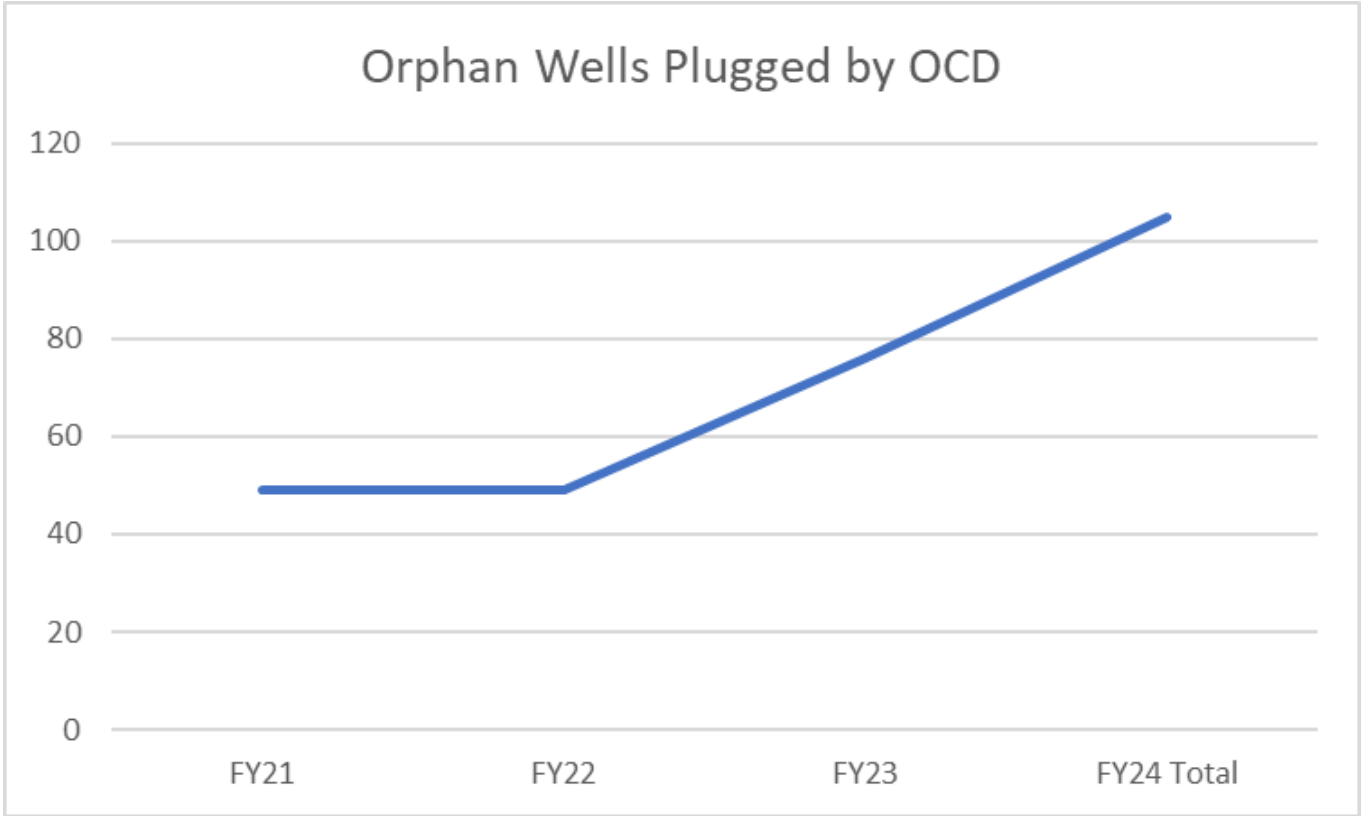
1. 12 NOVs were issued
 - a. Violations included
 - i. Inactive wells
 - ii. Release (Spill) violations
 - iii. Reporting violations
 - iv. Venting and Flaring violations
2. Total proposed civil penalties of \$6,355,400.00 (\$6.355 MM)
3. 14 NOVs were resolved, either through hearing or SFO
4. Those 14 NOVs
 - a. Proposed \$2,261,900.00 (\$2.2619 MM) in civil penalties
 - b. Assessed \$1,210,450.00 (\$1.21045 MM)

FY'25

1. 14 NOVs issued
 1. Violations Included
 - i. Inactive wells
 - ii. Release (Spill) violations
 - iii. Reporting violations
2. Total proposed \$3,262,000.00 (\$3.262 MM)
3. 4 NOVs resolved, either through hearing or SFO
 - a. Proposed \$3,601,600.00 (\$3.6016 MM)
 - b. Assessed \$184,200.00 (\$0.1842 MM)*

*Some FY'25 NOVs are still being processed and Assessed Penalties are not final.

Orphan Wells Plugged by OCD



FY21	FY22	FY23	FY24
49	49	76	105