

BACKGROUND INFORMATION

In 2008, the Legislature commissioned the American Institutes for Research (AIR) to study and determine the cost of a sufficient education for all public schools in New Mexico. Findings suggested at the time state support for public schools should increase by \$335.8 million to extend the school year, add afterschool hours, provide summer programs, reduce class sizes, and hire appropriate school personnel. The most expensive component of AIR’s cost proposal was extending the school year to include 185 instructional days for students and four planning days for teachers (about 1,512 hours).

In 2009, the Legislature appropriated \$14 million to the state equalization guarantee (SEG) distribution for schools to add one additional instructional day. However, a 2018 LFC evaluation found school calendars shrunk by about 3 days between FY09 and FY18. Despite funding to expand the school year, schools shortened calendars by moving from five-day school week to four-day school week schedules or by decreasing total days while adding minutes to each day.

In 2019, the 1st Judicial District Court ruled in the *Martinez-Yazzie* lawsuit that New Mexico’s education system was not constitutionally sufficient nor uniform for all students. The court found evidence-based interventions that added instructional time—like prekindergarten, K-3 Plus extended school year, summer school, afterschool, and extended learning time programs—could help students close achievement gaps. However, the state had not provided sufficient funding to cover programming for all students needing intervention, and administrative hurdles and timing of funds limited some participation in the interventions.

In response to the court’s findings, the Legislature significantly increased at-risk funding, educator pay, and early childhood programming in FY20. Additionally, the state expanded its existing instructional time intervention, K-3 Plus (to K-5 Plus), which allowed elementary schools to add 25 days, and created a new Extended Learning Time (ELT) program, which allowed any school to add 10 days, afterschool programming, and 80 hours of professional development. Despite these investments, participation in K-5 Plus and ELT fell short of appropriation levels.

In recent years, participation in K-5 Plus and ELT programs decreased, and schools left nearly \$576 million of available state funding for these interventions on the table. School closures during the Covid-19 pandemic reduced instructional time for all students and further exacerbated existing achievement gaps for at-risk student groups. Despite this lost instructional time, attempts to require statewide participation failed, and schools continued to opt out of both programs. The General Appropriation Act of 2022 provided \$279 million in recurring SEG appropriations for K-5 Plus and ELT, including additional salary incentives for participating schools. In FY23, \$178 million in unused funding reverted to the public education reform fund.

School officials and community stakeholder groups advocated for increased flexibility in program designs and local decision-making on providing additional time. Concerns about educator burnout during the pandemic, disruptions to

AGENCY: Public Education Department (PED)

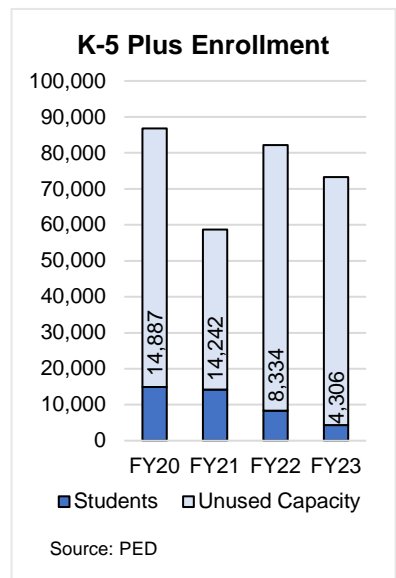
DATE: July 19, 2023

PURPOSE OF HEARING: Implementation of K-12 Plus and Extended Learning

WITNESS: Dr. Arsenio Romero, Secretary, PED

PREPARED BY: Sunny Liu, Senior Fiscal Analyst, LFC

EXPECTED OUTCOME: Informational



summer plans, worries about “more of the same,” and pushback against state directives slowed implementation for K-5 Plus and ELT. While most stakeholder groups agreed more instructional opportunities can benefit students, many note the quality of instruction and how time is used was also important.

In response to declining participation in New Mexico’s two school calendar reform initiatives: K-5 Plus and ELT programs, the state enacted Chapter 19 (House Bill 130) during the 2023 legislative session, replacing the two programs with a new K-12 Plus program. The new law increased the instructional hour requirement for elementary and secondary schools to 1,140 hours but allowed up to 60 instructional hours in elementary schools and up to 30 instructional hours in secondary schools to be counted as professional work time for educators. The new law also included two new K-12 Plus factors in the school funding formula, providing incremental funding for each instructional day provided by a school beyond 180 days and a higher funding increment for days added beyond 190 days.

Studies of Increasing Learning Time

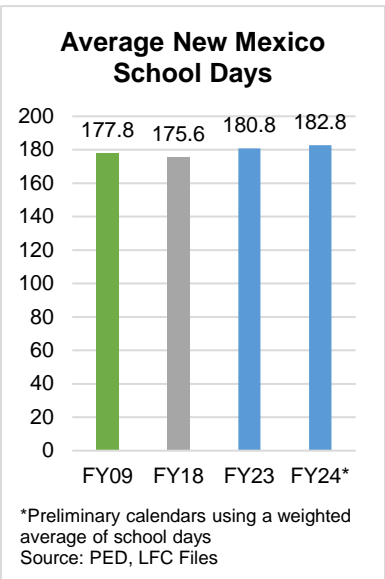
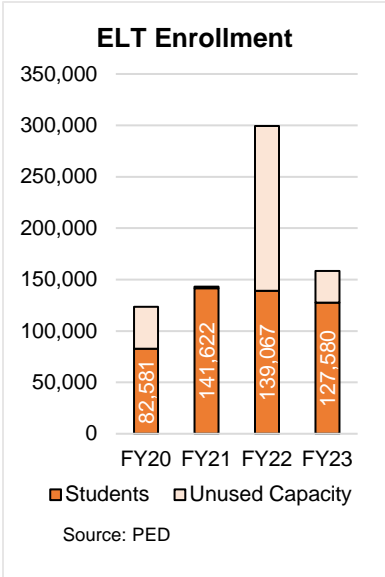
Prior to the pandemic, LFC studies found large learning gaps existed among New Mexico’s most at-risk students. K-3 Plus was scientifically shown to improve student performance relative to peers when programs were executed correctly in the form of longer school years. Numerous LFC evaluations and early childhood reports showed students who participated in K-3 Plus and prekindergarten were more likely to perform on grade level, and the benefits of K-3 Plus were even more pronounced for low-income students and Native American students. These findings were similar to the 2015 Utah State University independent scientific evaluation of the K-3 Plus program. The evaluation assessed students over four years and found students enrolled in K-3 Plus the summer prior to kindergarten were more ready for school and outperformed their peers.

A 2022 Legislative Education Study Committee analysis of New Mexico statewide assessments found the more time students spent in school, the more likely they were to score higher on standardized tests. Even when controlling for the impact of economic poverty, districts and charter schools with more instructional hours were more likely to see higher academic outcomes. The analysis further noted academic benefits of more instructional hours were more pronounced for middle school students.

Schools Extend Calendars Slightly

Following legislated changes to K-12 Plus in the 2023 session, PED requested preliminary school calendar proposals from school districts and charter schools in April 2023. Based on the preliminary data, schools proposed adding an average of two days to the calendar statewide, reaching 182.8 days for the upcoming 2023-2024 school year. This average is a weighted estimate based on enrollment, meaning larger school districts like Albuquerque Public Schools will affect the average more than smaller districts.

Since the 2019 court order in the *Martinez-Yazzie* education sufficiency lawsuit, the state has added a weighted average of 7.2 days (about a week) to calendars across the state. A 2018 LFC evaluation found schools statewide had shortened calendars following the Great Recession; however, the statewide average number of school days steadily increased following the introduction of new factors in the



school funding formula linking school calendars to additional funding (i.e. ELT and K-12 Plus factors).

An initial staff review of 2023-2024 school year calendar proposals for the 20 largest school districts (representing 75 percent of statewide enrollment) found only a few large districts planned to add new student instructional days. Most large districts chose to keep the same calendar, preserving the months of June and July for summer, despite new flexibilities offered through K-12 Plus programs. As such, the average increase of two new school days is driven mostly by proposed calendar extensions from Albuquerque and Gallup.

The largest school district, Albuquerque, plans to provide 190 days for elementary schools and 184 days for secondary schools. Because Albuquerque’s elementary schools already provide 190 days, the increase of 6 days primarily affects only secondary schools. Gallup will add seven days of student instruction to reach 188 days for FY24. Other large districts, like Las Cruces and Rio Rancho, maintained existing ELT calendars at 184 days to continue receiving formula funding. Although Rio Rancho switched two student instructional days in exchange for more educator work days, the district removed half-day Wednesdays as well.

Los Alamos will add two weeks to the calendar to generate new funds at 190 days. In contrast, Grants-Cibola County Schools will shrink the school calendar and not continue providing its K-5 Plus and ELT program calendar. Grants will drop from 200 days of elementary instruction to 183 days and likely need to substantially increase minutes per day to meet FY24 instructional hour requirements. Bloomfield, a district that did not participate in K-5 Plus or ELT in FY23, will begin generating K-12 Plus funding in FY24 for the same 185-day calendar because the district can count a 2-hour early release on Mondays for staff development as part of the instructional day for K-12 Plus.

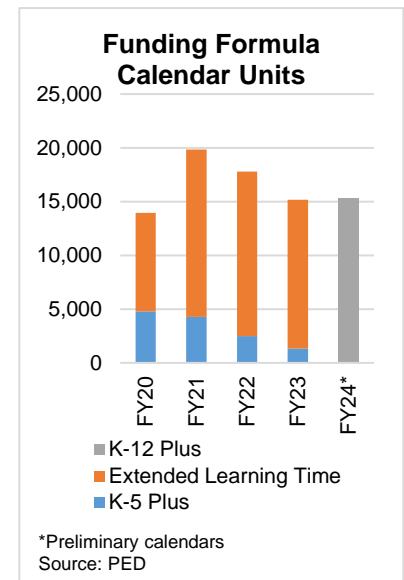
In general, some schools with longer school years are shortening calendars while a handful of schools with average calendars are adding only a few days or making no changes. Charter schools, on average, are providing more schools days than school districts, and public schools with a 5-day school week schedule are showing the most calendar changes. Without detailed instructional hour data, it remains unclear if the slight addition of school days will result in significant new classroom instruction or new professional work time for educators, as it appears some existing professional development time for teachers was simply rolled into the definition of instructional hours.

K-12 Plus Funding Formula

Based on preliminary calendar submissions, school districts and charter schools are poised to generate 15.3 thousand K-12 Plus program units in the FY24 funding formula, about 1,950 more units than the estimated baseline of 13.3 thousand units from FY23 school calendars. The increase in units means some school districts and charter schools are planning a net increase in reported school days statewide for next year, despite most large districts choosing to keep calendars the same. However, the total program units attributable to the state’s calendar reform efforts remain largely the same as last year, given recent declining participation in the former K-5 Plus and ELT programs.

PED set the FY24 preliminary unit value at \$6,241.67, an increase of \$719.17, or 13 percent, from the prior year. As such, only \$95 million of the \$252 million SEG appropriation for calendar reforms in FY24 will be attributable to K-12 Plus

FY23	FY24
Elementary: 990 hours	Elementary: 1,140 hours
Secondary: 1,080 hours	Secondary: 1,140 hours
K-5 Plus: 0.30 units for 25 days	K-12 Plus: 0.012 units per student per day over 180 days and
ELT Program: 0.11 units for 10 days	0.016 units per student per day over 190 days



formula units, with the remainder used by schools to meet the new 1,140 instructional-hour requirement. PED has not released details on instructional hours for each district and charter, limiting analyses on how schools met the new hourly requirements.

Issues with K-12 Plus Implementation

While total school days are on track to increase, it is unclear what proportion of the new days are attributable to classroom time with students or professional work time for educators. New statutory provisions will allow schools to count a portion of teacher professional work time as instructional hours even though students are not receiving direct instruction from teachers. As such, students in some schools may not receive more instructional time despite an increase in the number of school days.

Language in the General Appropriations Act of 2023 (House Bill 2) requires PED to reject the operating budget of any school district or charter school that provides fewer instructional hours to students in FY24 than hours provided in FY23. This requirement, coupled with low K-12 Plus formula weights (0.012 units per day after 180 days and 0.016 units after 190 days), has forced some small schools to add days to the calendar to meet new time and budget requirements, particularly charter schools that previously received K-5 Plus funding for extended hours of instruction each day rather than a longer school year.

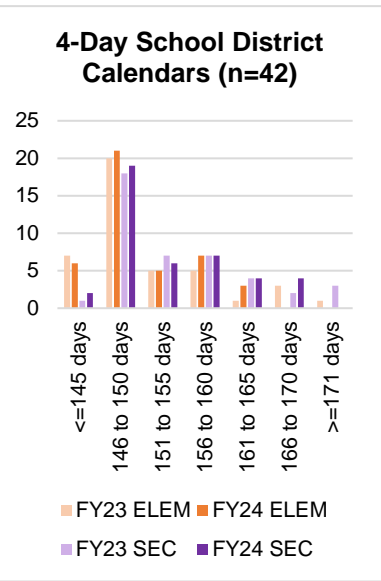
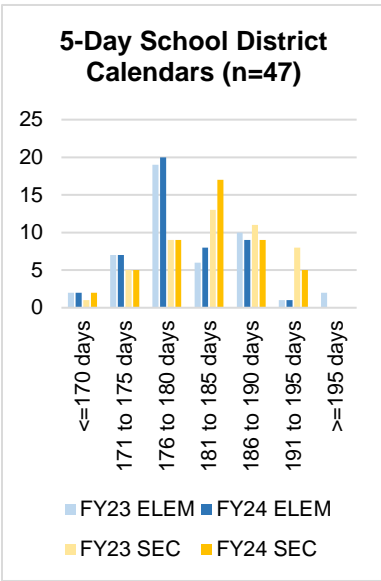
For example, Hozho Academy received K-5 Plus and ELT units in FY23 to provide a 1,330-hour, 190-day school year (0.41 units per student) but will only generate K-12 Plus funding for 10 days (0.12 units per student) in FY24 if the charter keeps the same calendar of 190 days. The charter must still provide at least 1,330 instructional hours, which will likely require a calendar of at least 200 days.

In April 2023, PED released guidance on increasing instructional hours and K-12 Plus implementation, defining instructional and professional work hours. The guidance further defined a full school day as 5.5 hours and a half day as 3.5 hours and originally allowed schools to count out-of-school time (OST) toward K-12 Plus days for purposes of generating additional funding. After an overwhelming number of schools requested the use of OST hours for purposes of generating K-12 Plus funding, PED revised its guidance to limit OST at a maximum of 48 hours (or six days) for purposes of generating K-12 Plus funding.

Some school officials contend the original OST guidance would have provided the flexibility to meet instructional time requirements; however, these schools would likely have received a substantial amount of K-12 Plus funding for extending the school day rather than lengthening the calendar year. Alternatively, higher K-12 Plus formula weights may have alleviated some budget constraints and potentially incentivized some schools to consider adding more days to the calendar. During the 2023 session, the LFC recommendation for K-12 Plus formula weights was 0.016 units per day after 180 days and 0.024 units after 190 days.

Policy and Budget Considerations

PED has not finalized approvals of all FY24 calendars to date, limiting the state’s ability to make more detailed comparisons between FY23 and FY24 school calendars. Flexibility to count professional work and OST hours toward the requirements for instructional hours or K-12 Plus days further complicates determinations on actual changes to school calendars. Based on preliminary

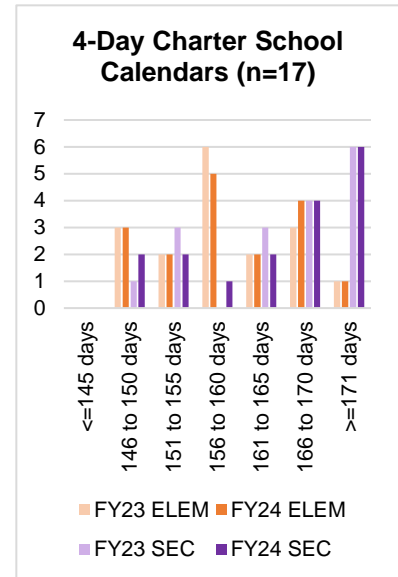
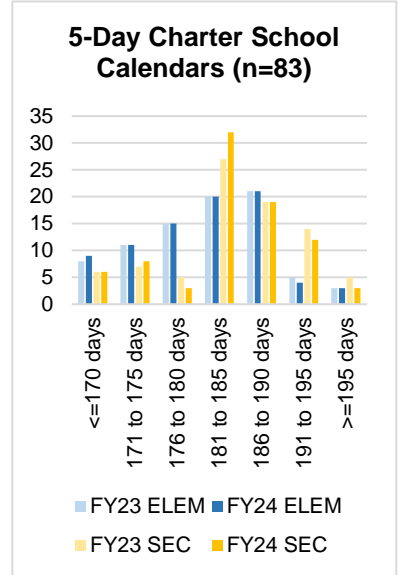


calendar data, only a few schools will experience a slight increase in the number of days. As such, the number of hours per day will likely increase, particularly in elementary school, to meet new minimum hour requirements.

Given a history of local resistance to longer school years in New Mexico and the marginal increase in school days for FY24, it is unlikely many schools will consider extending calendar days moving forward without a justifiable reason. With enactment of House Bill 130, the state has relinquished calendar reforms to PED and schools through the form of new hourly requirements rather than mandating a longer school year statewide.

As New Mexico resumes student assessments and begins reporting performance measures, K-12 Plus could be one intervention option for schools with chronic low performance. Scaling K-12 Plus up substantially at targeted school sites could be a direct method for allocating additional resources and time to support the neediest schools. However, calendar reforms will take significant community buy-in and require predictability and consistency of funding streams. With school revenues growing substantially and constant changes to calendar regulations each year since the *Martinez-Yazzie* education sufficiency lawsuit ruling, the state should consider minimizing the number of changes to K-12 Plus in FY25 to monitor participation over time and understand whether programs have been implemented consistently.

With the elimination of earmarks for K-5 Plus and ELT programs in the General Appropriation Act of 2023, reversions from unspent calendar program funding will no longer be transferred to the public education reform fund. Instead, these appropriations will be distributed to all school districts and charter schools through the funding formula. For FY24, the state allocated \$183 million from the reform fund for various PED initiatives—many of which are recurring programs. As such, the Legislature will need to decide which initiatives to continue supporting through other revenue streams in FY25 or unwind programs that no longer help the state achieve its goal of addressing findings from the *Martinez-Yazzie* lawsuit.



District and Charter Days and Hours

District/Charter	Week Type	FY23 ELEM Days	FY23 SEC Days	FY23 Non-Instr. Days	FY24 ELEM Days	FY24 SEC Days	ELEM Day Change	SEC Day Change
ALAMOGORDO	5-Day	179	179	5	185	181	6.0	2.0
ALBUQUERQUE	5-Day	190	178	6	190	184		6.0
ACE LEADERSHIP HIGH SCHOOL	5-Day	190	190	25	190	190		
ABQ CHARTER ACADEMY	4-Day	150	150	20	174	174	24.0	24.0
THE ALB TALENT DEVELOPMENT CHARTER	4-Day	164	164	16	167	167	2.5	2.5
ALICE KING COMMUNITY SCHOOL	4-Day	160	166	21	169	170	9.0	4.0
CHRISTINE DUNCAN HERITAGE ACADEMY	4-Day	175	175	10	182	179	7.0	3.5
CIEN AGUAS INTERNATIONAL	5-Day	180	180	15	181	181	1.0	1.0
CORAL COMMUNITY CHARTER	5-Day	192	167	7	195	195	3.0	28.0
CORRALES INTERNATIONAL	5-Day	187	187	15	196	190	8.5	3.0
COTTONWOOD CLASSICAL PREP	5-Day	191	191	9	184	184	(6.5)	(6.5)
DIGITAL ARTS AND TECHNOLOGY ACADEMY	5-Day	176	176	11	183	183	7.0	7.0
EAST MOUNTAIN HIGH SCHOOL	5-Day	190	190	3	187	187	(3.0)	(3.0)
EL CAMINO REAL ACADEMY	5-Day	191	191	3	199	194	8.0	3.0
GILBERT L SENA CHARTER HS	5-Day	190	190	6	194	194	3.5	3.5
GORDON BERNELL CHARTER	4-Day	170	170	12	174	174	4.0	4.0
HEALTH LEADERSHIP HIGH SCHOOL	5-Day	177	177	24	185	185	8.0	8.0
INTERNATIONAL SCHOOL AT MESA DEL SOL	5-Day	183	183	10	194	189	11.0	6.0
LA ACADEMIA DE ESPERANZA	5-Day	180	180	6	185	185	5.0	5.0
LOS PUENTES CHARTER	5-Day	180	180	4	184	184	4.0	4.0
MARK ARMIJO ACADEMY	5-Day	178	178	7	178	178		
MONTESSORI OF THE RIO GRANDE	5-Day	182	182	5	185	182	3.0	
MOUNTAIN MAHOGANY COMMUNITY SCHOOL	5-Day	187	187	10	191	192	4.0	5.0
NATIVE AMERICAN COMMUNITY ACADEMY	5-Day	190	190	5	184	181	(6.0)	(9.5)
NEW AMERICA SCHOOL	4-Day	158	158	10	169	169	11.0	11.0
NEW MEXICO INTERNATIONAL SCHOOL	5-Day	166	169	17	169	170	3.0	1.0
PUBLIC ACADEMY FOR PERFORMING ARTS	5-Day	168	168	11	168	168		
ROBERT F. KENNEDY CHARTER	5-Day	190	190	10	193	193	3.0	3.0
SIEMBRA LEADERSHIP HIGH SCHOOL	5-Day	179	179	12	187	187	7.5	7.5
SOUTH VALLEY ACADEMY	5-Day	174	174	12	194	192	20.0	18.0
TECHNOLOGY LEADERSHIP HIGH SCHOOL	5-Day	177	177	25	185	185	8.0	8.0
VOZ COLLEGIATE PREPARATORY CHARTER SCHOOL	5-Day	189	189	15	182	182	(7.0)	(7.0)
WILLIAM W & JOSEPHINE DORN CHARTER	5-Day	169	169	15	181	181	12.0	12.0
ANIMAS	4-Day	150	150	5	154	150	4.0	
ARTESIA	5-Day	178	178	4	183	183	5.0	5.0
AZTEC	5-Day	180	180	5	180	180		
MOSAIC ACADEMY CHARTER	5-Day	180	180	5	180	180		
BELEN	5-Day	171	171	21	190	187	19.9	16.0

District and Charter Days and Hours

District/Charter	Week Type	FY23 ELEM Days	FY23 SEC Days	FY23 Non-Instr. Days	FY24 ELEM Days	FY24 SEC Days	ELEM Day Change	SEC Day Change
BERNALILLO	5-Day	187	187	5	189	189	2.0	2.0
BLOOMFIELD	5-Day	176	176	9	192	192	16.0	16.0
CAPITAN	4-Day	145	145	9	146	145	1.0	
CARLSBAD	5-Day	178	178	8	178	178		
JEFFERSON MONTESSORI ACADEMY	5-Day	189	189	5	189	189		
CARRIZOZO	4-Day	144	149	8	147	149	3.0	
CENTRAL CONS.	5-Day	190	190	5	182	182	(8.5)	(8.5)
DREAM DINE	5-Day	204	204	9	204	204		
CHAMA	4-Day	170	160	10	173	169	3.0	9.0
CIMARRON	4-Day	150	150	10	150	150		
MORENO VALLEY HIGH	4-Day	150	150	16	150	150		
CLAYTON	5-Day	170	170	10	171	170	1.0	
CLOUDCROFT	4-Day	149	149	5	150	150	1.0	1.0
CLOVIS	5-Day	170	170	13	174	171	4.0	1.0
COBRE CONS.	4-Day	164	164	11	168	166	4.0	2.0
CORONA	4-Day	150	150	6	156	156	6.0	6.0
CUBA	5-Day	198	183	10	191	191	(7.0)	8.0
DEMING	5-Day	185	185	7	188	185	3.0	(0.2)
DEMING CESAR CHAVEZ	4-Day	154	154	8	154	155		1.0
DES MOINES	5-Day	175	175	6	175	175		
DEXTER	5-Day	177	177	5	186	182	9.0	4.5
DORA	4-Day	150	150	8	150	150		
DULCE	5-Day	183	183	10	183	183		
ELIDA	4-Day	151	151	6	155	152	4.0	1.0
ESPANOLA	5-Day	179	179	5	183	179	4.0	
ESTANCIA	5-Day	178	178	5	178	178		
EUNICE	5-Day	176	176	8	177	177	1.0	1.0
FARMINGTON	5-Day	175	175	10	177	176	2.0	1.0
FLOYD	4-Day	150	150	8	151	151	1.0	1.0
FT SUMNER	4-Day	150	150	14	154	150	4.0	
GADSDEN	5-Day	180	180	10	184	184	4.0	4.0
GALLUP	5-Day	181	181	2	190	190	9.0	9.0
GRADY	4-Day	146	146	8	147	147	1.0	1.0
GRANTS	5-Day	200	185	9	183	183	(17.0)	(2.0)
HAGERMAN	5-Day	180	180	4	185	181	4.5	0.5
HATCH	5-Day	186	186	7	188	182	1.5	(4.0)
HOBBS	5-Day	177	177	14	183	183	5.5	5.5
HONDO	4-Day	145	145	4	147	147	2.0	2.0

District and Charter Days and Hours

District/Charter	Week Type	FY23 ELEM Days	FY23 SEC Days	FY23 Non-Instr. Days	FY24 ELEM Days	FY24 SEC Days	ELEM Day Change	SEC Day Change
HOUSE	4-Day	146	146	4	146	146		
JAL	4-Day	150	150	10	150	150		
JEMEZ MOUNTAIN	4-Day	170	161	19	173	161	3.0	
JEMEZ VALLEY	4-Day	160	160	10	160	160		
SAN DIEGO RIVERSIDE CHARTER	5-Day	181	181	19	191	186	10.0	5.0
LAKE ARTHUR	5-Day	190	190	2	192	190	2.0	
LAS CRUCES	5-Day	184	184	6	190	186	5.8	2.0
LAS VEGAS CITY	5-Day	180	180	3	180	180		
LOGAN	4-Day	146	146	5	147	147	1.0	1.0
LORDSBURG	4-Day	150	150	12	158	158	7.5	7.5
LOS ALAMOS	5-Day	180	180	8	191	193	10.5	13.0
LOS LUNAS	5-Day	194	194	4	191	191	(3.0)	(3.0)
LOVING	4-Day	150	150	11	163	160	13.0	9.7
LOVINGTON	5-Day	189	189	4	191	191	1.5	1.5
MAGDALENA	4-Day	146	146	4	147	147	1.0	1.0
MAXWELL	4-Day	143	143	7	145	145	2.0	2.0
MELROSE	4-Day	151	151	9	152	152	1.0	1.0
MESA VISTA	4-Day	150	150	10	150	150		
MORA	4-Day	170	158	10	166	166	(4.0)	8.0
MORIARTY-EDGEWOOD	5-Day	184	184	6	184	184		
MOSQUERO	4-Day	144	144	6	146	146	2.0	2.0
MOUNTAINAIR	4-Day	152	152	6	162	162	10.0	10.0
PECOS	5-Day	180	180	11	181	181	1.0	1.0
PENASCO	4-Day	160	160	9	165	161	5.0	1.0
POJOAQUE	5-Day	175	172	8	179	172	4.0	
PORTALES	5-Day	178	178	5	178	178		
QUEMADO	4-Day	150	150	12	150	150		
QUESTA	4-Day	150	150	8	156	150	6.0	
RATON	5-Day	181	181	7	183	183	2.0	2.0
RESERVE	4-Day	151	151	3	151	151		
RIO RANCHO	5-Day	186	186	4	191	190	4.6	4.0
ROSWELL	5-Day	189	189	6	189	189		
SIDNEY GUTIERREZ MIDDLE	5-Day	188	188	2	188	188		
ROY	4-Day	145	145	4	147	147	2.0	2.0
RUIDOSO	5-Day	188	188	4	188	188		
SAN JON	4-Day	147	147	4	148	149	1.0	2.0
SANTA FE	5-Day	174	174	6	175	174	1.0	
ACADEMY FOR TECHNOLOGY & CLASSICS	5-Day	180	180	10	180	181		1.0

District and Charter Days and Hours

District/Charter	Week Type	FY23 ELEM Days	FY23 SEC Days	FY23 Non- Instr. Days	FY24 ELEM Days	FY24 SEC Days	ELEM Day Change	SEC Day Change
SANTA ROSA	4-Day	158	158	10	158	158		
SILVER CITY	5-Day	177	177	6	160	158	(17.0)	(19.0)
SOCORRO	4-Day	175	165	4	173	167	(2.3)	2.0
COTTONWOOD VALLEY CHARTER	5-Day	181	181	8	181	181		
SPRINGER	4-Day	145	145	10	148	147	3.0	2.0
TAOS	5-Day	176	176	6	176	176		
ANANSI CHARTER SCHOOL	5-Day	182	182	13	187	181	5.0	(1.0)
TAOS MUNICIPAL CHARTER	5-Day	182	182	9	184	182	2.0	
TATUM	4-Day	160	160	5	165	165	5.0	5.0
TEXICO	4-Day	152	152	4	157	157	5.0	5.0
TRUTH OR CONS.	5-Day	172	172	6	175	172	3.0	
TUCUMCARI	4-Day	150	150	5	151	151	1.0	1.0
TULAROSA	5-Day	175	175	8	182	182	7.0	7.0
VAUGHN	4-Day	160	160	10	160	156	(0.5)	(4.0)
WAGON MOUND	4-Day	150	150	6	150	151		1.0
WEST LAS VEGAS	5-Day	180	180	5	190	185	10.0	5.0
RIO GALLINAS SCHOOL	5-Day	175	175	10	190	185	15.0	10.0
ZUNI	5-Day	190	190	5	189	187	(1.0)	(3.0)
21st CENTURY PUBLIC ACADEMY	5-Day	167	167	9	167	167		
ACES TECHNICAL CHARTER SCHOOL	5-Day	190	190	12	190	190		
ALBUQUERQUE INSTITUTE OF MATH & SCIENCE	5-Day	182	182	9	182	182		
ALBUQUERQUE BILINGUAL ACADEMY	5-Day	190	190	8	186	186	(4.0)	(4.0)
ALBUQUERQUE COLLEGIATE CHARTER SCHOOL	5-Day	180	180	17	189	189	9.0	9.0
ABQ SCHOOL OF EXCELLENCE	5-Day	182	182	5	187	185	5.0	3.0
ABQ SIGN LANGUAGE ACADEMY	5-Day	201	201	11	186	186	(15.0)	(15.0)
ALDO LEOPOLD CHARTER	5-Day	182	182	10	184	184	2.0	2.0
ALMA D'ARTE CHARTER	5-Day	194	194	2	194	194		
ALTURA PREPARATORY SCHOOL	5-Day	174	174	12	176	174	2.0	
AMY BIEHL CHARTER HIGH SCHOOL	5-Day	183	183	20	183	183		
CESAR CHAVEZ COMMUNITY SCHOOL	5-Day	190	190	11	191	191	1.0	1.0
DEAP	5-Day	170	170	36	170	170		
ESTANCIA VALLEY CLASSICAL ACADEMY	5-Day	175	175	8	175	175		
EXPLORE ACADEMY	5-Day	182	185	6	183	183	1.0	(2.0)
EXPLORE ACADEMY - LAS CRUCES	5-Day	181	181	9	182	182	1.0	1.0
HORIZON ACADEMY WEST	4-Day	150	150	5	155	150	5.0	
HOZHO ACADEMY	5-Day	190	190	10	190	190		
J PAUL TAYLOR ACADEMY	5-Day	180	180	6	193	188	13.0	8.0
LA ACADEMIA DOLORES HUERTA	5-Day	181.5	181.5	13	181.5	181.5		

District and Charter Days and Hours

District/Charter	Week Type	FY23 ELEM Days	FY23 SEC Days	FY23 Non-Instr. Days	FY24 ELEM Days	FY24 SEC Days	ELEM Day Change	SEC Day Change
LA TIERRA MONTESSORI SCHOOL	5-Day	185	185	10	185	185		
LAS MONTANAS CHARTER	4-Day	158	158	13	162	162	4.0	4.0
MCCURDY CHARTER SCHOOL	5-Day	173	173	10	175	173	2.0	
MIDDLE COLLEGE HIGH SCHOOL	5-Day	171	171	22	171	171		
MISSION ACHIEVEMENT AND SUCCESS	5-Day	182	182	15	188.5	183	6.5	1.0
MONTE DEL SOL CHARTER	5-Day	173	173	9	173	174		1.0
MONTESSORI ELEMENTARY SCHOOL	5-Day	190	190	4	193	193	3.0	3.0
NEW AMERICA SCHOOL - LAS CRUCES	4-Day	158	158	15	164	164	6.0	6.0
NEW MEXICO ACADEMY FOR THE MEDIA ARTS	5-Day	173	173	12	187	187	14.0	14.0
NEW MEXICO CONNECTIONS ACADEMY	5-Day	180	180	15	182	182	2.0	2.0
NM SCHOOL FOR THE ARTS	5-Day	183	183	7	183	183		
NORTH VALLEY ACADEMY	5-Day	187	187	4	189	187	2.0	
PECOS CYBER ACADEMY	5-Day	180	180	15	180	180		
RAICES DEL SABER XINACHTLI COMMUNITY	5-Day	185	185	8	190	190	5.0	5.0
RED RIVER VALLEY CHARTER SCHOOL	4-Day	160	160	8	162	160	2.0	
RIO GRANDE ACADEMY OF FINE ARTS	5-Day	205	205	12	200	200	(5.0)	(5.0)
ROOTS & WINGS COMMUNITY	4-Day	167	167	20	177	177	10.0	10.0
SANDOVAL ACADEMY OF BILINGUAL EDUCATION	5-Day	188	188	9	198	197	10.0	9.0
SCHOOL OF DREAMS ACADEMY	5-Day	186	186	6	183	183	(3.0)	(3.0)
SIX DIRECTIONS INDIGENOUS SCHOOL	5-Day	155	155	35	157	157	2.0	2.0
SOLARE COLLEGIATE CHARTER SCHOOL	5-Day	188	188	18	193	193	5.0	5.0
SOUTH VALLEY PREP	5-Day	185	185	1	192	192	7.0	7.0
SW AERONAUTICS MATHEMATICS AND SCIENCE	5-Day	156	156	29	157	157	1.0	1.0
SOUTHWEST PREPARATORY LEARNING CENTER	5-Day	170	170	14	190	190	20.0	20.0
SOUTHWEST SECONDARY LEARNING CENTER	5-Day	174	174	11	174	174		
TAOS ACADEMY	4-Day	161	161	15	190	190	29.0	29.0
TAOS INTEGRATED SCHOOL OF ARTS	4-Day	166	166	38	169	167	3.0	1.0
TAOS INTERNATIONAL SCHOOL	5-Day	181	181	8	185	181	4.0	
THE ASK ACADEMY	4-Day	153	153	24	153	153		
THE GREAT ACADEMY	5-Day	180	180	10	182	182	2.0	2.0
THE MASTERS PROGRAM	5-Day	171	171	7	171	171		
THRIVE COMMUNITY SCHOOL	5-Day	175	175	10	175	175		
TIERRA ADENTRO	5-Day	190	190	2	190	190		
TIERRA ENCANTADA CHARTER SCHOOL	4-Day	160	160	13	173	173	13.0	13.0
TURQUOISE TRAIL CHARTER SCHOOL	5-Day	190	190	10	183.5	183.5	(6.5)	(6.5)
VISTA GRANDE HIGH SCHOOL	5-Day	185	185	12	185	185		
WALATOWA CHARTER HIGH	5-Day	192	192	3	192	192		

Source: PED