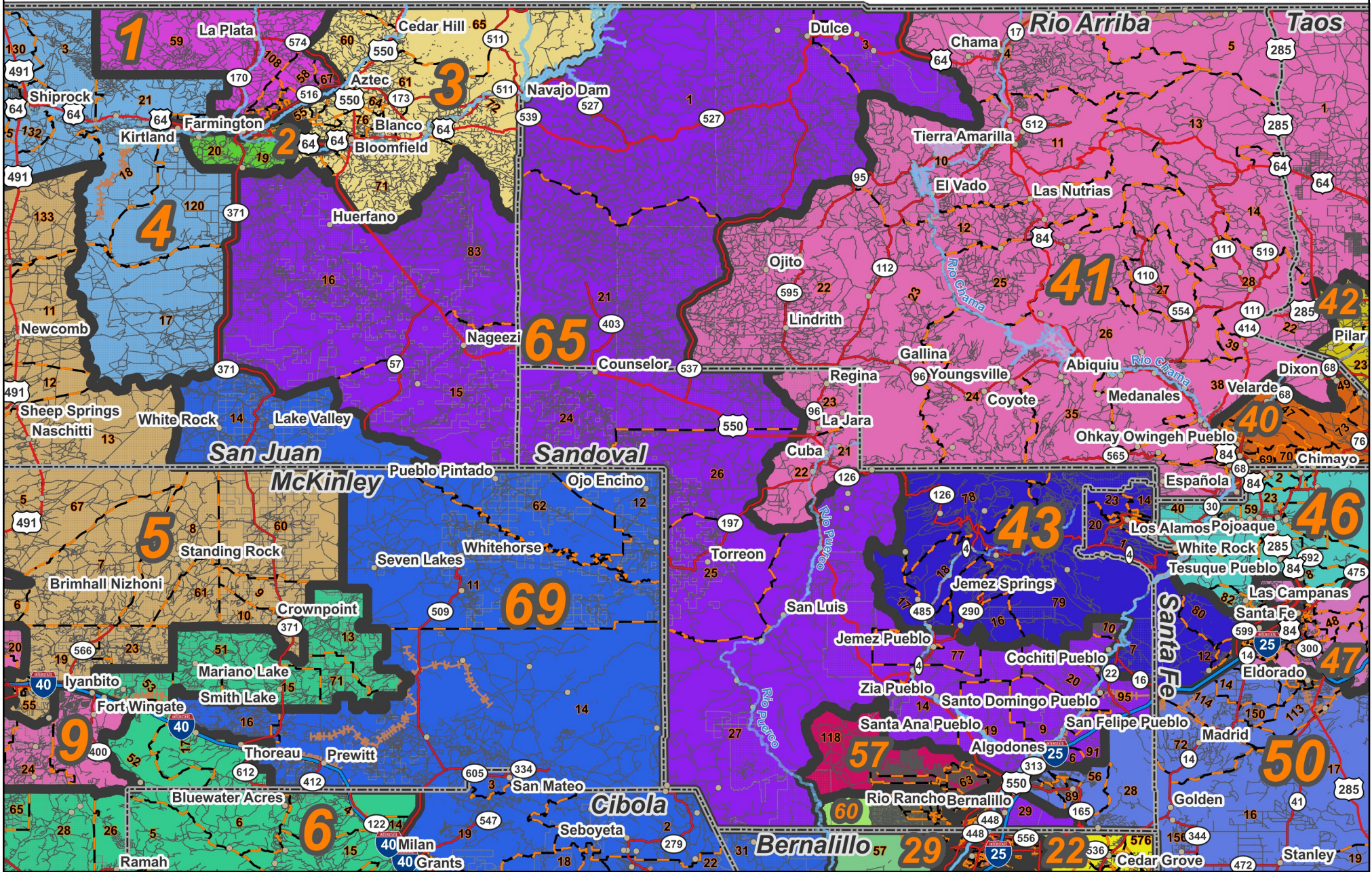


State House: District 65


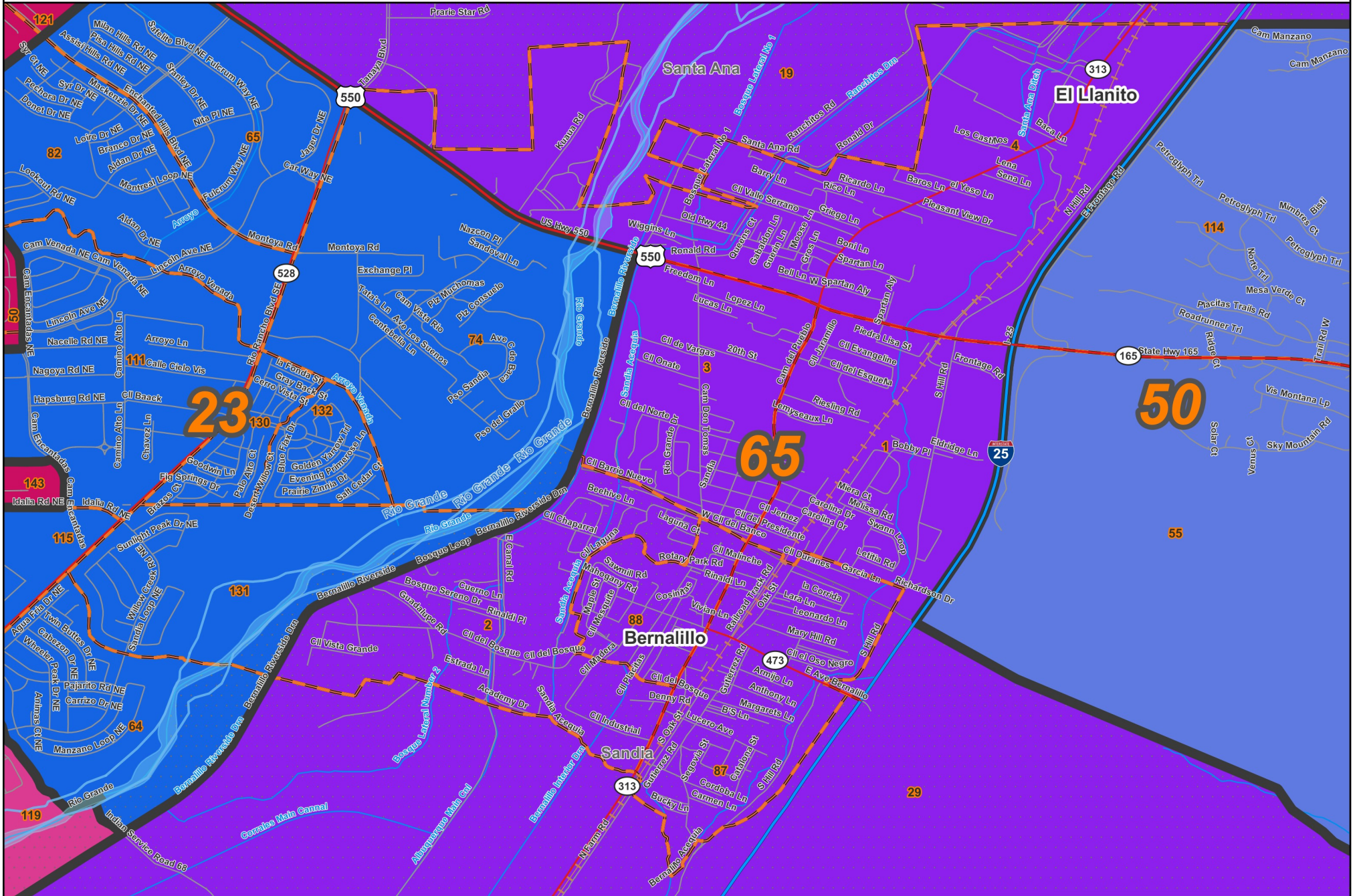


Prepared for the New Mexico Legislative Council Service

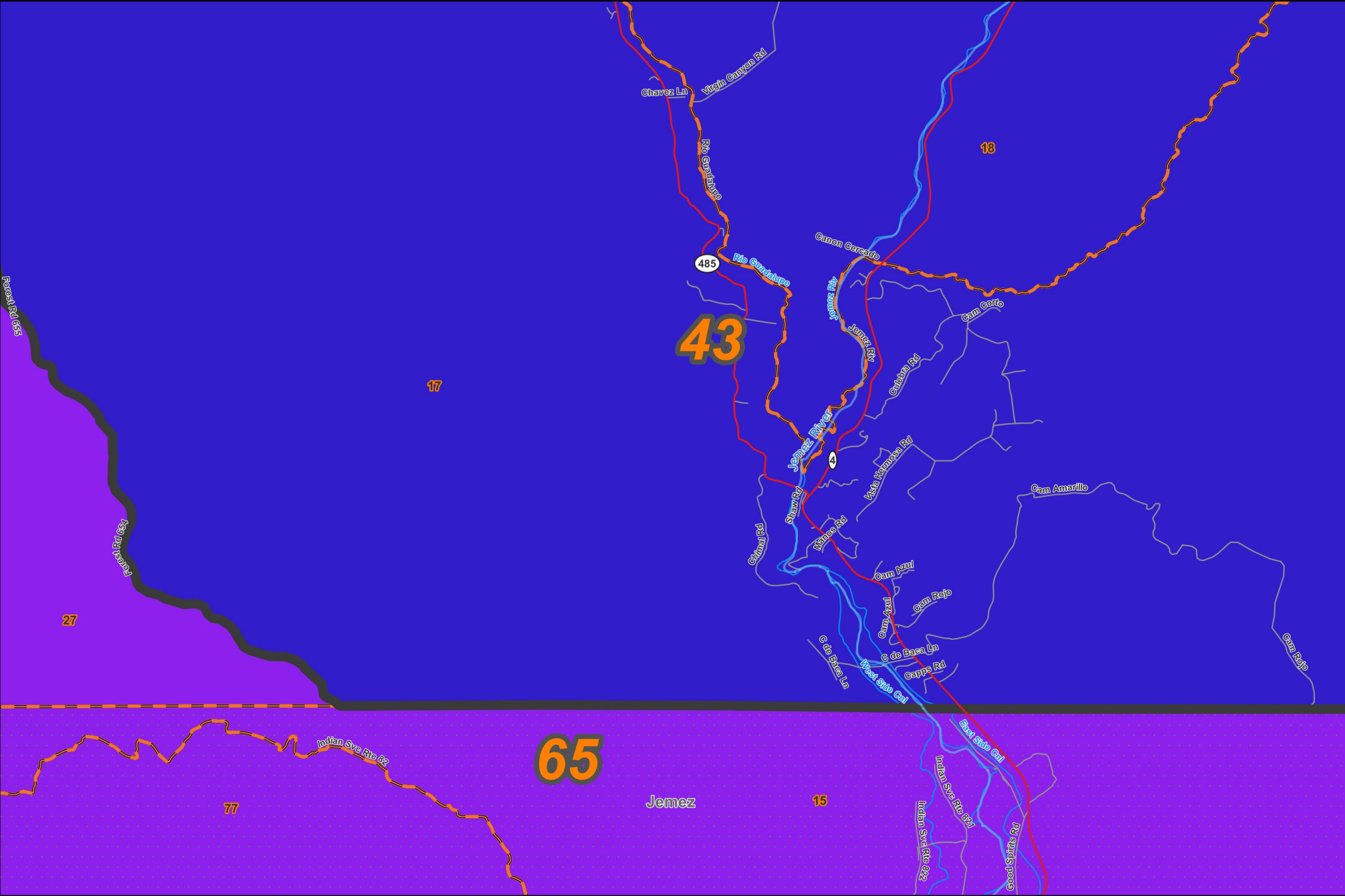


Legend:
Precincts (orange outline)
Nat. Amer. Lands (grey outline)
Counties (black outline)

06/26/2023



- Precincts
- Nat. Amer. lands
- Counties



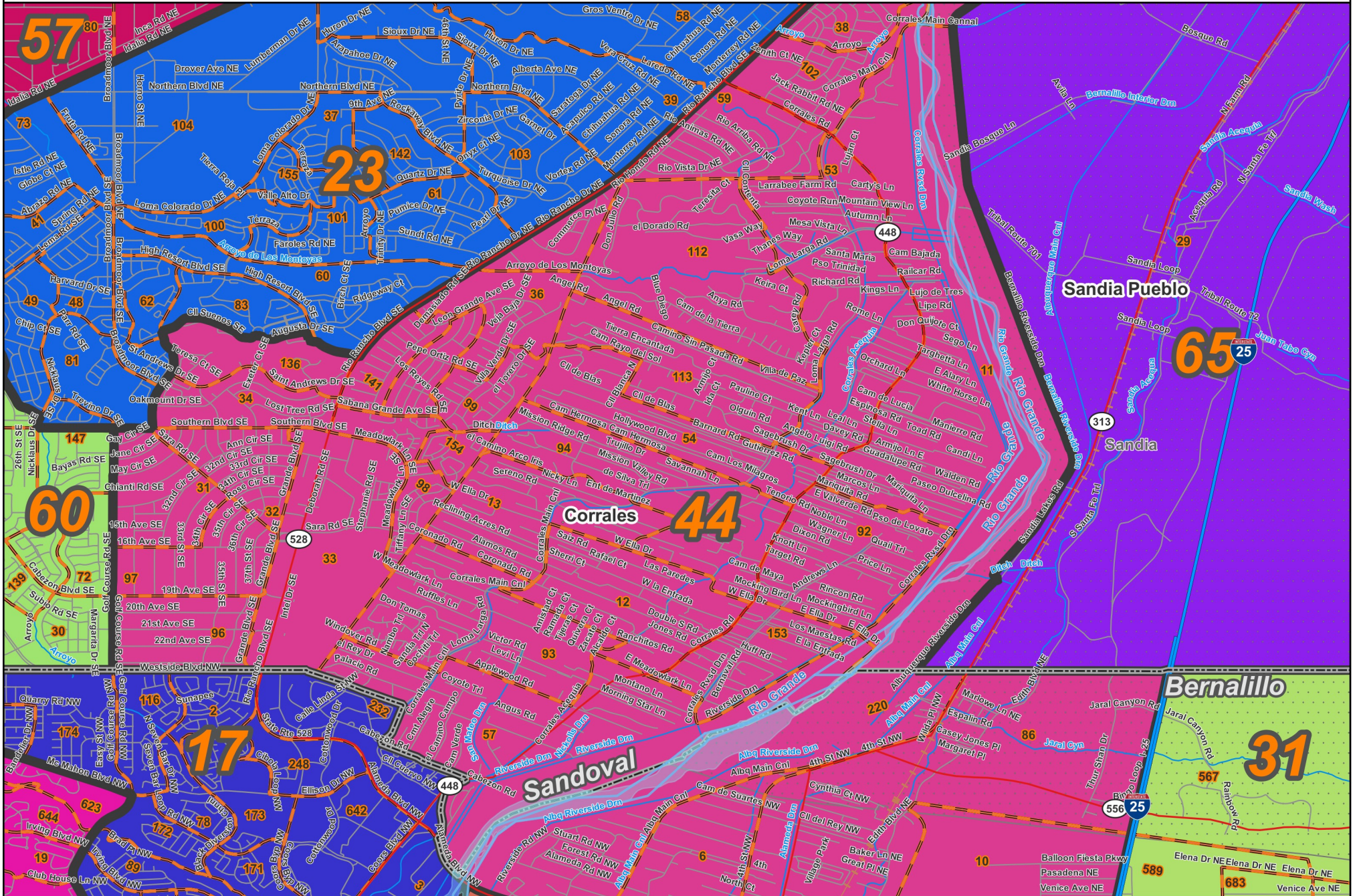
Prepared for the New Mexico Legislative Council Service



Precincts
 Nat. Amer. lands
 Counties

State House: District 65

Corrales




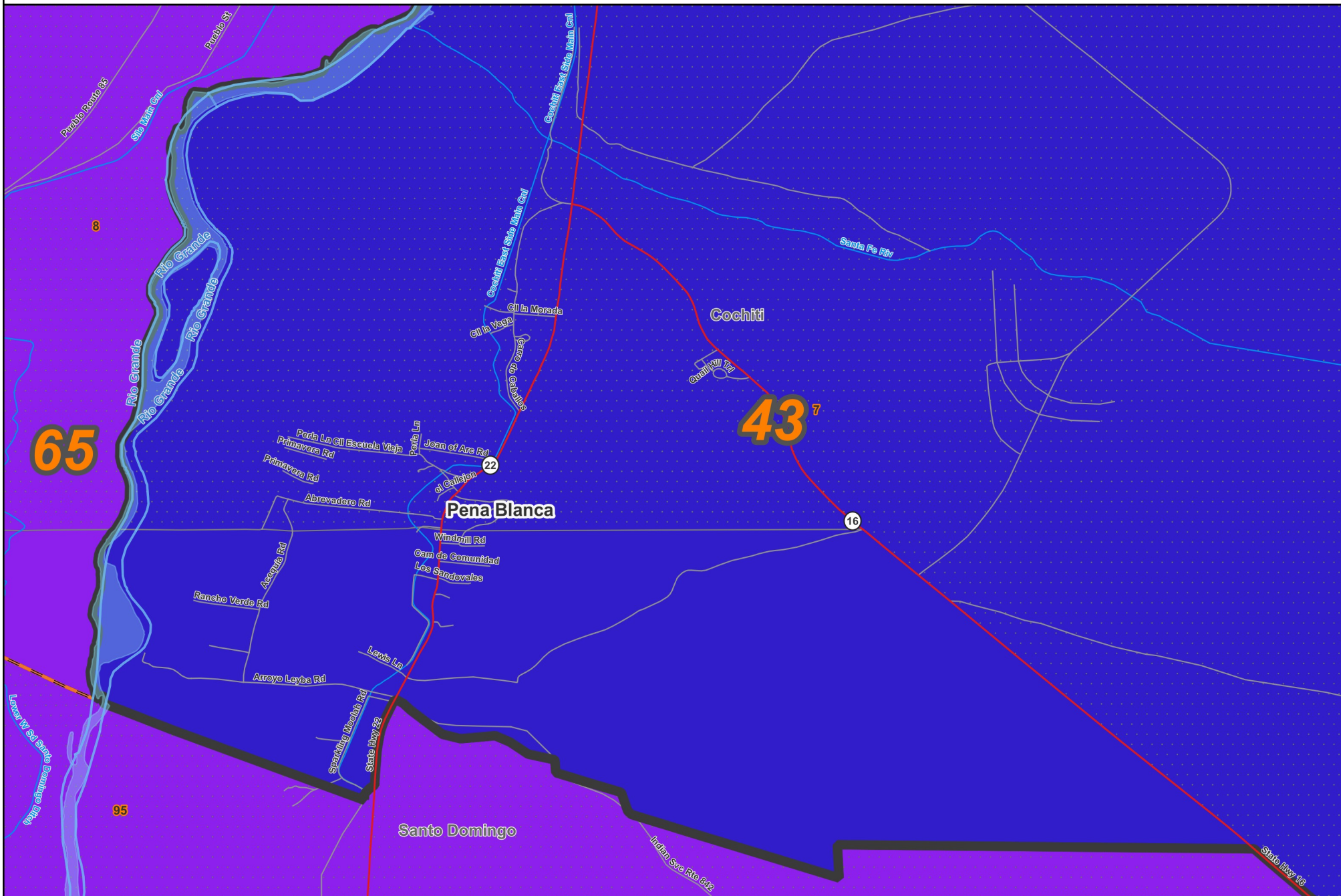
Prepared for the New Mexico Legislative Council Service


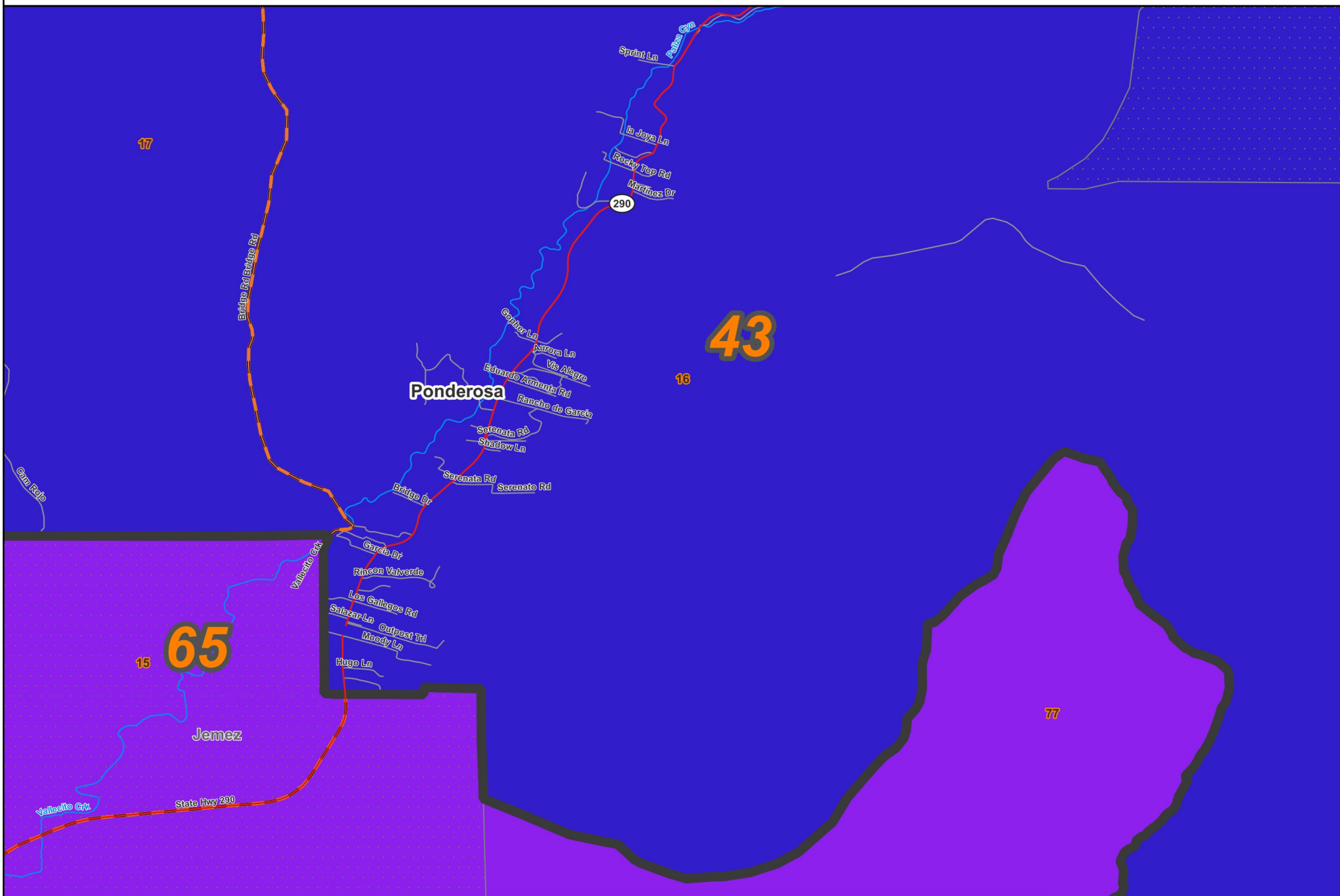


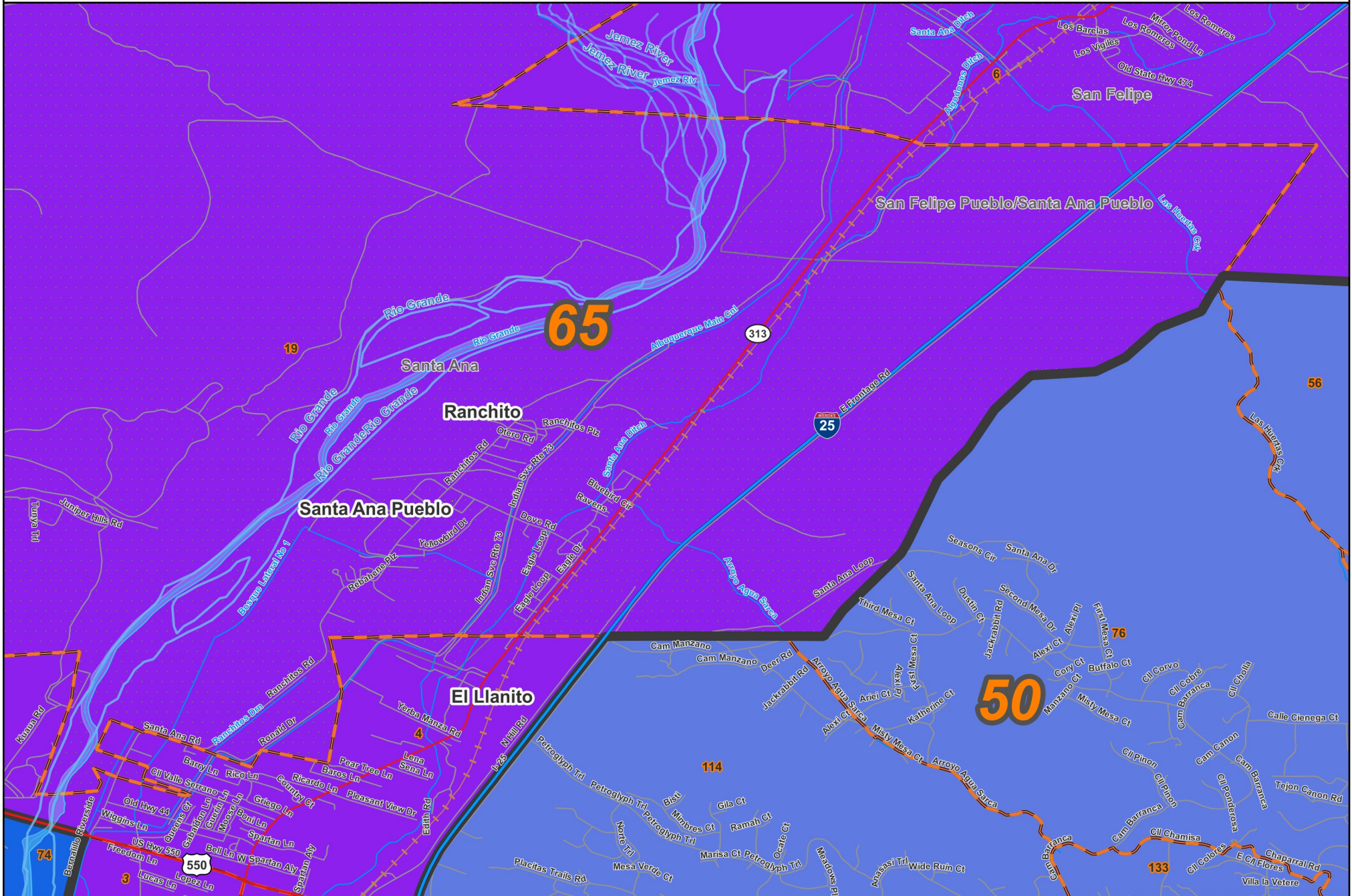
0.6 mi

- Precincts
- Nat. Amer. lands
- Counties

06/19/2023







County / Precinct	Total Population	Adult Hispanic	Adult Non-Hispanic				
			White	Native American	Black	Asian	Other
RI 1	1,915	10.4%	3.1%	83.8%	0.5%	1.1%	1.2%
RI 2	1,576	9.8%	3.6%	79.9%	1.4%	2.5%	2.7%
RI 3	256	41.7%	23.0%	28.9%	0.0%	3.4%	2.9%
RI 21	135	10.4%	7.8%	80.0%	0.0%	0.9%	0.9%
SD 1	1,291	70.6%	25.3%	3.1%	0.1%	0.2%	0.7%
SD 2	1,059	74.7%	16.8%	5.1%	0.5%	0.1%	2.8%
SD 3	1,036	64.2%	22.5%	8.4%	2.1%	1.5%	1.3%
SD 4	949	68.5%	22.1%	7.1%	0.4%	0.3%	1.7%
SD 6	721	62.7%	29.3%	4.1%	1.2%	0.0%	2.8%
SD 8	690	9.5%	1.0%	89.2%	0.2%	0.0%	0.2%
SD 9	1,066	2.0%	0.1%	97.3%	0.0%	0.3%	0.3%
SD 10	438	12.3%	69.0%	13.8%	1.0%	0.0%	3.8%
SD 14	763	3.0%	0.2%	96.4%	0.0%	0.0%	0.4%
SD 15	965	0.1%	0.1%	98.4%	0.0%	0.1%	1.2%
SD 19	684	1.2%	0.2%	97.4%	0.2%	0.0%	1.0%
SD 20	1,353	12.5%	0.0%	87.1%	0.0%	0.0%	0.4%
SD 24	624	2.1%	0.2%	97.3%	0.0%	0.0%	0.4%
SD 25	1,244	1.1%	2.8%	94.6%	0.0%	0.0%	1.5%
SD 26	449	2.2%	0.9%	96.6%	0.0%	0.0%	0.3%
SD 27	277	53.5%	30.3%	12.0%	0.0%	0.4%	3.7%
SD 29	528	12.2%	8.4%	73.5%	0.5%	0.3%	5.1%
SD 77	1,026	1.1%	0.1%	97.8%	0.0%	0.0%	1.0%
SD 87	1,594	79.6%	15.5%	2.9%	0.2%	0.1%	1.7%
SD 88	1,356	78.6%	11.6%	7.1%	0.5%	0.6%	1.7%
SD 91	1,899	0.7%	0.2%	98.4%	0.2%	0.2%	0.4%
SD 95	1,866	11.8%	0.8%	86.6%	0.0%	0.3%	0.5%
SJ 15	937	2.4%	0.6%	96.1%	0.0%	0.0%	0.9%
SJ 16	1,346	1.6%	1.5%	96.0%	0.1%	0.2%	0.6%
SJ 83	415	4.9%	0.0%	93.4%	0.0%	0.0%	1.7%
District Total	28,458	26.2%	8.5%	63.2%	0.3%	0.4%	1.3%